

# High power thin film chip resistors (long side terminal)

■ PRG series

AEC-Q200 Compliant

## Features

- Long side terminal enabling higher power capability
- Significantly larger power handling capability than conventional same size resistors  
Size: 2010 ~ 6432, power ratings: 0.5 ~ 3.0W, Resistance range: 2.5 ~ 250KΩ
- Precision resistance tolerance:  $\pm 0.1\%$ , very small TCR:  $\pm 25\text{ppm}/^\circ\text{C}$
- Thin film structure enabling low noise and anti-sulfur

## Applications

- Automotive electronics
- DC motor, inverters
- Robotics, Industrial control system



Thin film surface mount resistors

PRG series

## ◆ Part numbering system

**PRG 3216 P - 1001 - B - T5**

Series code

Size: PRG2010, PRG3216  
PRG5025, PRG6432

Temperature coefficient of resistance

Nominal resistance value (E-24, E-96: all 4 digit)

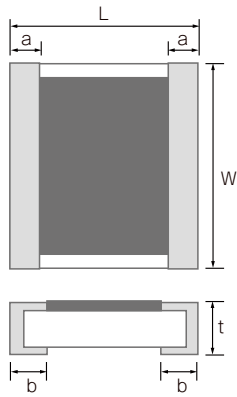
Packaging quantity: T4(4,000pcs)  
(PRG6432, PRG5025)  
T5(5,000pcs)  
(PRG3216, PRG2010)

Resistance tolerance

## ◆ Electrical Specification

Type	Power ratings	Temperature coefficient of resistance (ppm/°C)	Resistance range(Ω) Resistance tolerance		Maximum voltage	Resistance value series	Operating temperature	Packaging quantity
			$\pm 0.1\%$ (B)	$\pm 0.5\%$ (D)				
PRG2010	0.5W	$\pm 25$ (P)	$47 \leq R \leq 25k$	$10 \leq R \leq 25k$	100V	E-24, E-96	$-55^\circ\text{C} \sim 155^\circ\text{C}$	T5
		$\pm 50$ (Q)		$2.5 \leq R \leq 25k$				
PRG3216	1.0W	$\pm 25$ (P)	$47 \leq R \leq 100k$	$10 \leq R \leq 100k$	150V			
		$\pm 50$ (Q)		$2.5 \leq R \leq 100k$				
PRG5025	1.5W ~ 2.0W	$\pm 25$ (P)	$47 \leq R \leq 200k$	$10 \leq R \leq 200k$	200V			
		$\pm 50$ (Q)		$2.5 \leq R \leq 200k$				
PRG6432	2.0W ~ 3.0W	$\pm 25$ (P)	$47 \leq R \leq 250k$	$10 \leq R \leq 250k$	400V			
		$\pm 50$ (Q)		$2.5 \leq R \leq 250k$				

## ◆ Dimensions



Type	Size (inch)	W	L	a	b	t
<b>PRG2010</b>	0804	2.00±0.20	1.00±0.20	0.20±0.10	0.25±0.10	0.35±0.10
<b>PRG3216</b>	1206	3.20+0.40/-0.20	1.60±0.20	0.30±0.20	0.35±0.20	0.45+0.15/-0.10
<b>PRG5025</b>	2010	5.00±0.20	2.50±0.20	0.55±0.20	0.60±0.20	0.45+0.15/-0.10
<b>PRG6432</b>	2512	6.40+0.20/-0.40	3.20±0.20	0.40±0.20	0.55±0.20	0.45+0.15/-0.10

(unit : mm)

Thin film surface mount resistors

## ◆ Reliability specification

Test items	Condition (test methods (JIS C5201-1))	Standard	
		≤47Ω	≥47Ω
Life (biased)	70°C, rated voltage, <sup>*1</sup> 90min on 30min off, 1000hours	±(0.25%+0.05Ω)	±(0.1%+0.01Ω)
High temperature high humidity	85°C, 85%RH, 1/10 of rated power, 90min on 30min off, 1000hours	±(0.25%+0.05Ω)	±(0.1%+0.01Ω)
Temperature shock	-55°C (30min) ~ 125°C (30min) 1000cycles	±(0.25%+0.05Ω)	±(0.1%+0.01Ω)
High temperature exposure	155°C, no bias, 1000hours	±(0.25%+0.05Ω)	±(0.1%+0.01Ω)
Resistance to soldering heat	260±5°C, 10 seconds (reflow)	±(0.1%+0.01Ω)	±(0.05%+0.01Ω)

\*1 Rated voltage is given by  $E = \sqrt{R \times P}$ 

E= rated voltage (V), R=nominal resistance value(Ω), P=rated power(W)

If rated voltage exceeds maximum voltage /element, maximum voltage/element is the rated voltage.

PRG series

# High power thin film chip resistors (long side terminal)

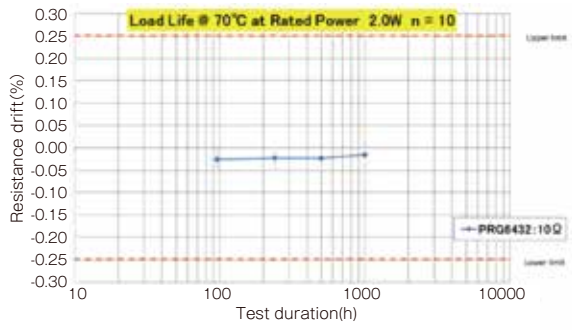
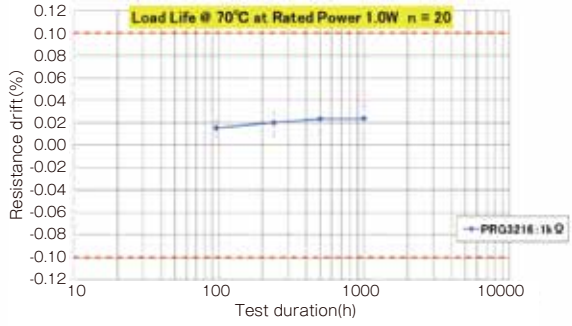
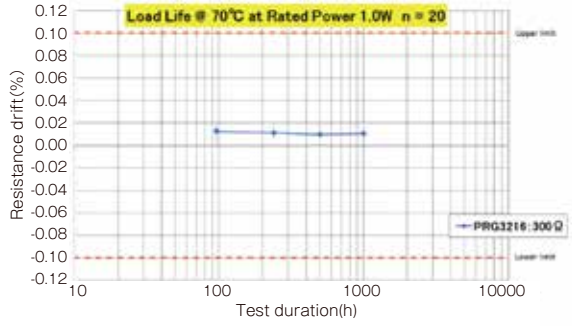
PRG series

## Reliability test data

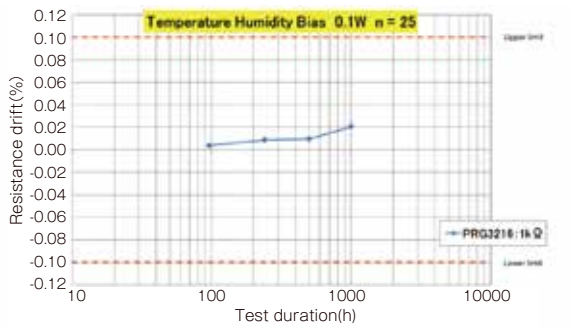
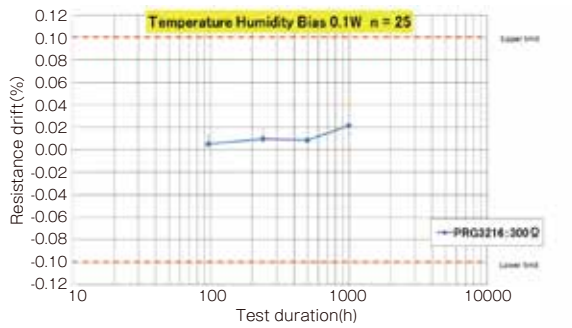
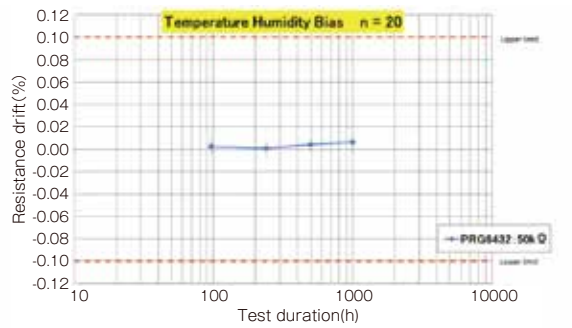
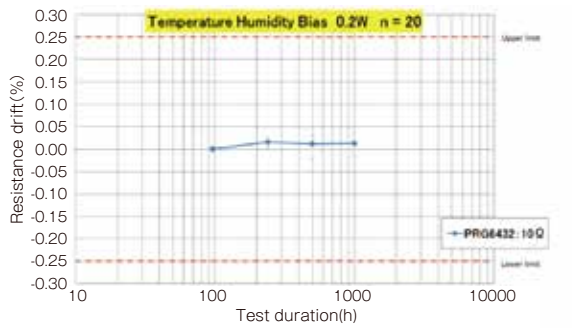
Biased life test

Thin film surface mount resistors

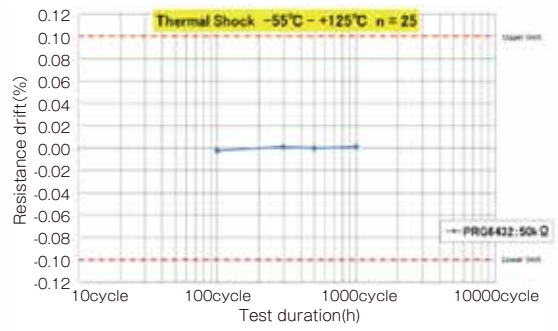
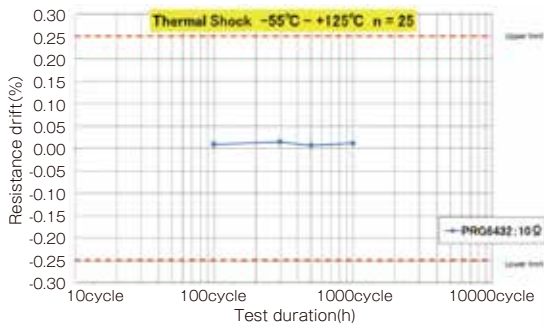
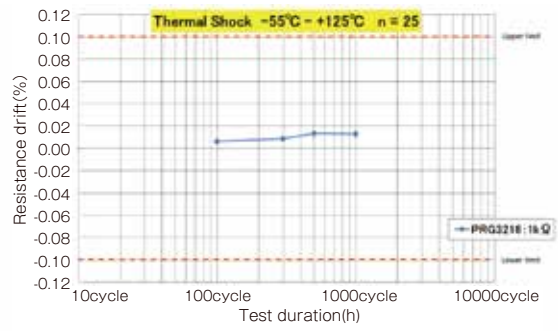
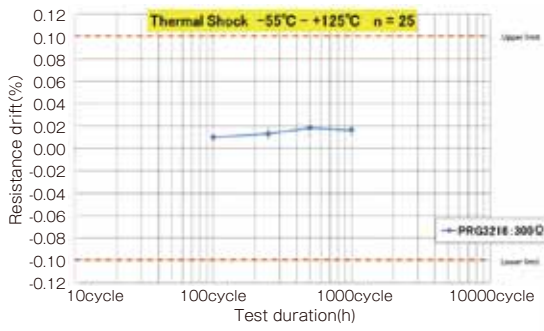
PRG series



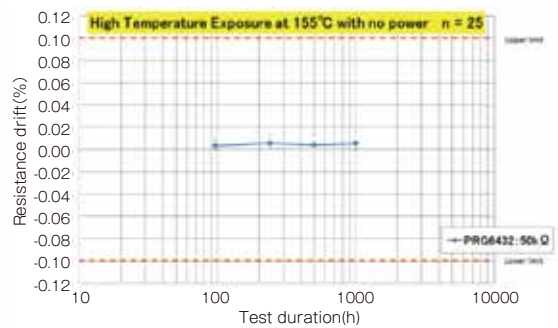
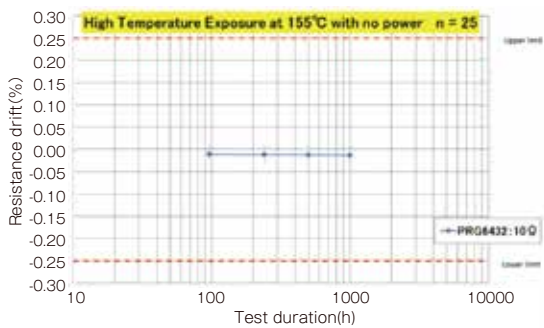
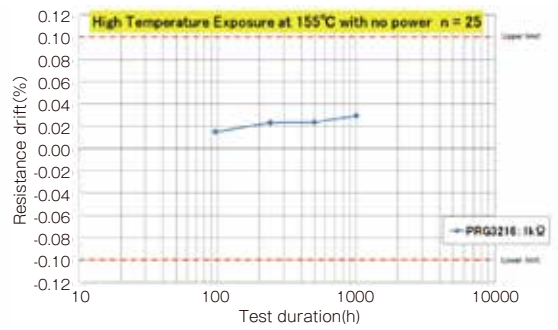
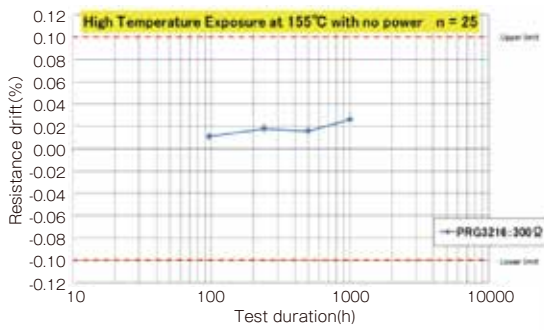
High temperature high humidity (biased)



○ Temperature shock

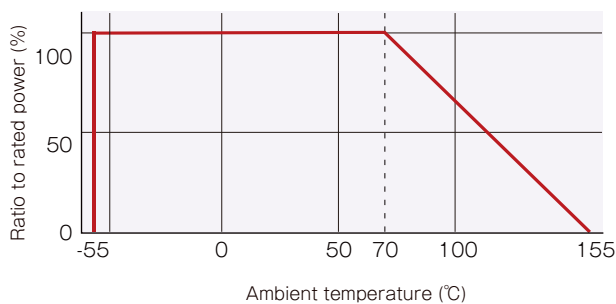


○ High temperature exposure

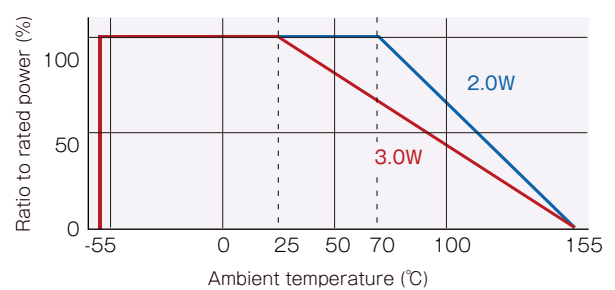


◆ Derating Curve

○ PRG3216



○ PRG6432



# Mouser Electronics

Authorized Distributor

Click to View Pricing, Inventory, Delivery & Lifecycle Information:

## Susumu:

[PRG3216P-2400-B-T5](#) [PRG3216P-1180-B-T5](#) [PRG3216P-2550-B-T5](#) [PRG3216P-39R2-D-T5](#) [PRG3216P-1052-B-T5](#) [PRG3216P-680-D-T5](#) [PRG3216P-1000-B-T5](#) [PRG3216P-1001-B-T5](#) [PRG3216P-12R0DT5](#) [PRG3216P-1500DT5](#) [PRG3216P-1501DT5](#) [PRG3216P-2001-B-T5](#) [PRG3216P-2002-B-T5](#) [PRG3216P-1001DT5](#) [PRG3216P-1002DT5](#) [PRG3216P-1003DT5](#) [PRG3216P-10R0DT5](#) [PRG3216P-1200DT5](#) [PRG3216P-1201DT5](#) [PRG3216P-5600DT5](#) [PRG3216P-5601DT5](#) [PRG3216P-5602DT5](#) [PRG3216P-6800DT5](#) [PRG3216P-8200DT5](#) [PRG3216P-1000DT5](#) [PRG3216P-3900DT5](#) [PRG3216P-3901DT5](#) [PRG3216P-39R0DT5](#) [PRG3216P-4700DT5](#) [PRG3216P-4701DT5](#) [PRG3216P-47R0DT5](#) [PRG3216P-2701DT5](#) [PRG3216P-27R0DT5](#) [PRG3216P-3300DT5](#) [PRG3216P-3301DT5](#) [PRG3216P-3302DT5](#) [PRG3216P-33R0DT5](#) [PRG3216P-18R0DT5](#) [PRG3216P-2200DT5](#) [PRG3216P-2201DT5](#) [PRG3216P-2202DT5](#) [PRG3216P-22R0DT5](#) [PRG3216P-2700DT5](#) [PRG3216P-1801DT5](#) [PRG3216P-82R0DT5](#) [PRG3216P-1002-B-T5](#) [PRG3216P-1003-B-T5](#) [PRG3216P-2000-B-T5](#) [PRG3216P-1502DT5](#) [PRG3216P-15R0DT5](#) [PRG3216P-1001-D-T5](#) [PRG3216P-10R0-D-T5](#) [PRG3216P-39R0-D-T5](#) [PRG3216P-47R0-D-T5](#) [PRG3216P-7501-D-T5](#) [PRG3216P-1200-D-T5](#) [PRG3216P-5901-D-T5](#) [PRG3216P-203-D-T5](#) [PRG3216P-49R9-B-T5](#) [PRG3216P-2552-D-T5](#) [PRG3216P-6192-B-T5](#) [PRG3216P-5902-B-T5](#) [PRG3216P-2050-B-T5](#) [PRG3216P-1912-B-T5](#) [PRG3216P-3091-D-T5](#) [PRG3216P-6192-D-T5](#) [PRG3216P-5900-D-T5](#) [PRG3216P-2370-D-T5](#) [PRG3216P-10R7-D-T5](#) [PRG3216P-7680-B-T5](#) [PRG3216P-161-B-T5](#) [PRG3216P-3652-D-T5](#) [PRG3216P-8060-D-T5](#) [PRG3216P-49R9-D-T5](#) [PRG3216P-6341-D-T5](#) [PRG3216P-15R4-D-T5](#) [PRG3216P-3572-B-T5](#) [PRG3216P-26R7-D-T5](#) [PRG3216P-9762-B-T5](#) [PRG3216P-3242-D-T5](#) [PRG3216P-2152-B-T5](#) [PRG3216P-203-B-T5](#) [PRG3216P-1911-B-T5](#) [PRG3216P-6191-D-T5](#) [PRG3216P-220-D-T5](#) [PRG3216P-5232-B-T5](#) [PRG3216P-6342-B-T5](#) [PRG3216P-9310-D-T5](#) [PRG3216P-303-B-T5](#) [PRG3216P-38R3-D-T5](#) [PRG3216P-82R5-B-T5](#) [PRG3216P-15R8-D-T5](#) [PRG3216P-9761-B-T5](#) [PRG3216P-470-B-T5](#) [PRG3216P-562-D-T5](#) [PRG3216P-8250-B-T5](#) [PRG3216P-1742-D-T5](#) [PRG3216P-4420-D-T5](#) [PRG3216P-3572-D-T5](#) [PRG3216P-2151-B-T5](#)