

## Subminiatursteckverbinder Serie 620 Subminiature connectors series 620

Bezeichnung  
Description

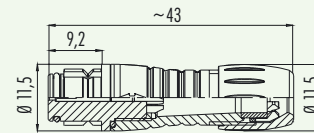
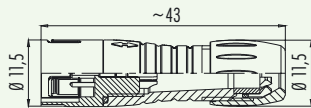
Kabelstecker  
Male cable connector

Kabeldose  
Female cable connector

Abbildung  
Figure



Maßzeichnung  
Drawing



Bestell-Nr.  
Ordering-No.

Polzahl Contacts	Bestell-Nr. Ordering-No.
3	99-9205-00-03
4	99-9209-00-04
5	99-9213-00-05
8	99-9225-00-08

Polzahl Contacts	Bestell-Nr. Ordering-No.
3	99-9206-00-03
4	99-9210-00-04
5	99-9214-00-05
8	99-9226-00-08

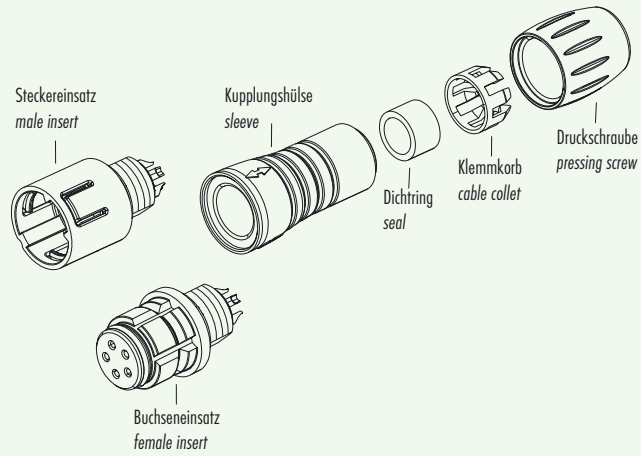
Technische Daten  
Specifications

Polzahl	3	4	5	8	Number of contacts
Steckverbinder Verriegelung	schnapp/snap-in				Connector locking system
Anschlussart	löten/solder				Termination
Anschlussquerschnitt	max. 0,25 mm <sup>2</sup> (max. AWG 24)				Wire gauge
Kabeldurchlass	3-5 mm				Cable outlet
Schutzart	IP67				Degree of protection
Mechanische Lebensdauer	> 500 Steckzyklen/> 500 mating cycles				Mechanical operation
Obere Grenztemperatur	+ 85 °C				Upper temperature
Untere Grenztemperatur	- 25 °C				Lower temperature
Bemessungsspannung	125 V			63 V	Rated voltage
Bemessungsstoßspannung	1500 V			800 V	Rated impulse voltage
Verschmutzungsgrad	2				Pollution degree
Überspannungskategorie	II				Overvoltage categorie
Isolierstoffgruppe	II				Material group
Bemessungsstrom (40 °C)	3 A	2,5 A	2 A	1 A	Rated current (40 °C)
Durchgangswiderstand	≤ 3 mΩ				Contact resistance
Material Kontakt	Stift/pin CuZn (Messing/brass), Buchse/socket CuSn (Bronze/bronze)				Material of contact
Kontaktoberfläche	Au (Gold/gold)				Contact plating
Material Kontaktkörper	PA (UL 94 V-0)				Material of contact body
Material Gehäuse	PA (UL 94 V-0)				Material of housing

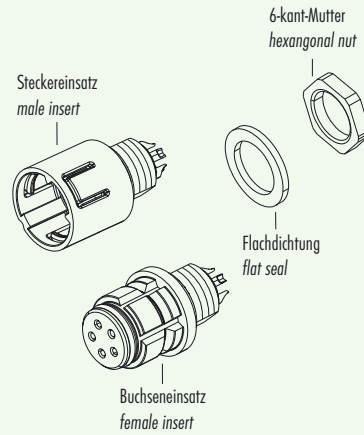
**Subminiatursteckverbinder Serie 620**  
**Subminiature connectors series 620**

Einzelteildarstellung  
 Component part drawing

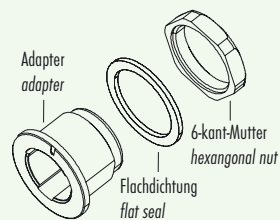
Kabelsteckverbinder  
 Cable connectors



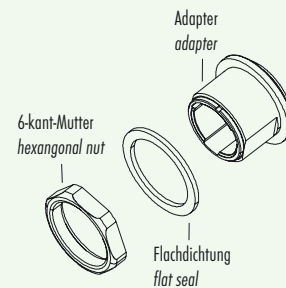
Flanschsteckverbinder  
 Socket connectors



Adapter  
 Adapter



Adapter, von vorn verschraubt  
 Adapter, front fastened



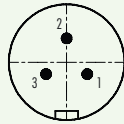
**Subminiatursteckverbinder Serie 620**  
**Subminiature connectors series 620**

Polbilder  
 Contact arrangements

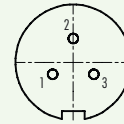
Stifteinsatz (Steckseite)  
 Male insert (mating side)

Buchseinsatz (Steckseite)  
 Female insert (mating side)

3 pol  
 3 contacts

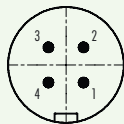


	X	Y
1	1,82	-1,05
2	0,00	2,10
3	-1,82	-1,05

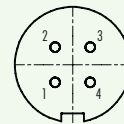


	X	Y
1	-1,82	-1,05
2	0,00	2,10
3	1,82	-1,05

4 pol  
 4 contacts

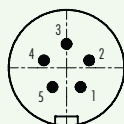


	X	Y
1	1,55	-1,55
2	1,55	1,55
3	-1,55	1,55
4	-1,55	-1,55

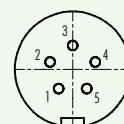


	X	Y
1	-1,55	-1,55
2	-1,55	1,55
3	1,55	1,55
4	1,55	-1,55

5 pol  
 5 contacts

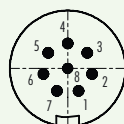


	X	Y
1	1,23	-1,70
2	2,00	0,65
3	0,00	2,10
4	-2,00	0,65
5	-1,23	-1,70

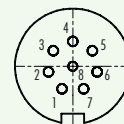


	X	Y
1	-1,23	-1,70
2	-2,00	0,65
3	0,00	2,10
4	2,00	0,65
5	1,23	-1,70

8 pol  
 8 contacts



	X	Y
1	0,96	-1,98
2	2,15	-0,49
3	1,72	1,37
4	0,00	2,20
5	-1,72	1,37
6	-2,15	-0,49
7	-0,96	-1,98
8	0,00	0,00



	X	Y
1	-0,96	-1,98
2	-2,15	-0,49
3	-1,72	1,37
4	0,00	2,20
5	1,72	1,37
6	2,15	-0,49
7	0,96	-1,98
8	0,00	0,00

Montageausschnitt  
 Panel cut out

Flanschsteckverbinder  
 Socket connectors

Adapter  
 Adapter

