

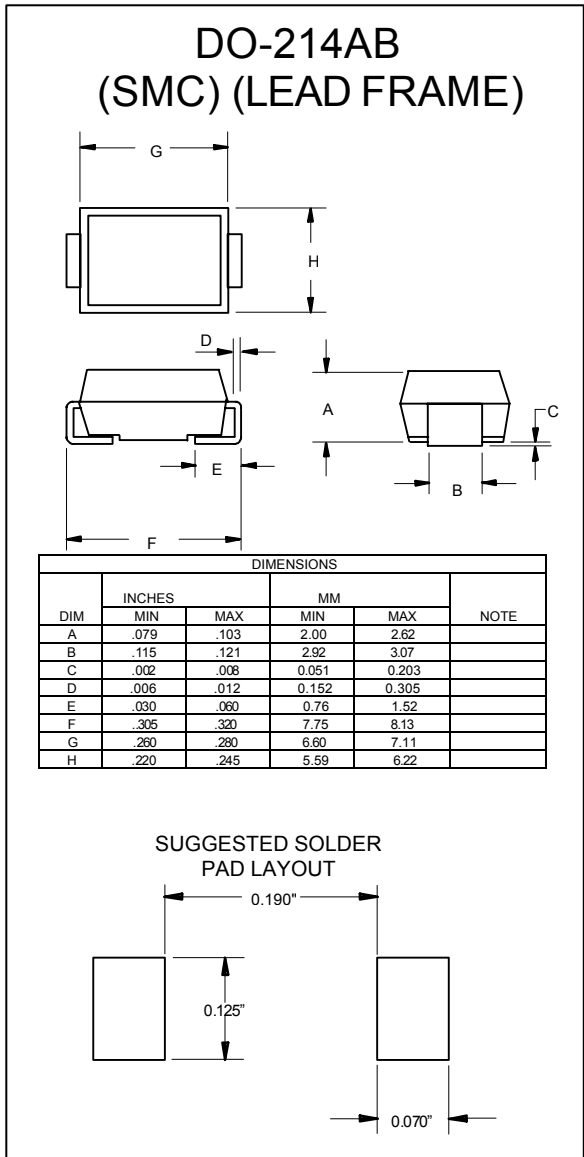


Micro Commercial Components

Micro Commercial Components
130 W Cochran St, Unit B
Simi Valley, CA 93065
Tel:818-701-4933

5.0SMLJ11A THRU 5.0SMLJ400A

Transient Voltage Suppressor 11 to 400 Volts 5000 Watt



Features

- Halogen free available upon request by adding suffix "-HF"
- For surface mount application in order to optimize board space
- Low profile package
- Lead Free Finish/Rohs Compliant (Note1) ("P" Suffix designates Compliant. See ordering information)
- Glass passivated junction
- Excellent clamping capability
- Repetition Rate(duty cycle): 0.01%
- Fast response time: typical less than 1ps from 0V to BV min
- Typical I_b less than 1uA above 10V
- High temperature soldering: 260°C/10 seconds at terminals
- Low Inductance
- Built in strain relief
- UL Recognized File # E480232

Mechanical Data

- Epoxy meets UL 94 V-0 flammability rating
- Moisture Sensitivity Level 1
- Terminals: solderable per MIL-STD-750, Method 2026
- Polarity: Color band denotes positive end(cathode) except Bi-directional types.
- Standard packaging: 16mm tape per (EIA 481).
- Weight: 0.007 ounce, 0.21 gram

Maximum Ratings @ 25°C Unless Otherwise Specified

| | | | |
|---|-----------------------------------|-----------------|-------|
| Peak Pulse Current on 10/1000us waveform(Note2) | I _{PPM} | See page 2,3 | Amps |
| Peak Pulse Power Dissipation on 10/1000us waveform(Note2,3) | P _{PPM} | Minimum 5000 | Watts |
| Power Dissipation on infinite heat sink at T _L =75°C | P _D | 6.5 | Watts |
| Operation And Storage Temperature Range | T _J , T _{STG} | -55°C to +175°C | |
| Typical Thermal Resistance | R _{θJA} | 23°C/W | |

- Note: 1. High Temperature Solder Exemptions Applied, see EU Directive Annex 7a.
 2. Non-repetitive current pulse and derated above TA=25°C
 3. Mounted on 8.0mm² copper pads to each terminal.
 4. 8.3ms, single half sine-wave or equivalent square wave, duty cycle=4 pulses per. Minutes maximum.

5.0SMLJ11A~ 5.0SMLJ400A

| PART NUMBER | REVERSE STAND- OFF VOLTAGE $V_{RWM}(V)$ | BREAKDOWN VOLTAGE $V_{BR}(V)$ MIN.@IT | BREAKDOWN VOLTAGE $V_{BR}(V)$ MAX.@IT | TEST CURRENT I_T (mA) | MAXIMUM CLAMPING VOLTAGE @Ipp | PEAK PULSE CURRENT Ipp (A) | REVERSE LEAKAGE @ V_{RWM} | DEVICE MARKING CODE |
|--------------|--|--|--|-------------------------------|--|----------------------------------|-----------------------------------|---------------------------|
| | | | | | $V_C(V)$ | | $I_D(\mu A)$ | |
| 5.0SMLJ 11A | 11 | 12.2 | 13.5 | 10 | 18.2 | 275 | 800 | 5PEN |
| 5.0SMLJ 12A | 12 | 13.3 | 14.7 | 10 | 19.9 | 252 | 800 | 5PEP |
| 5.0SMLJ 13A | 13 | 14.4 | 15.9 | 10 | 21.5 | 233 | 500 | 5PEQ |
| 5.0SMLJ 14A | 14 | 15.6 | 17.2 | 10 | 23.2 | 216 | 200 | 5PER |
| 5.0SMLJ 15A | 15 | 16.7 | 18.5 | 1 | 24.4 | 205 | 100 | 5PES |
| 5.0SMLJ 16A | 16 | 17.8 | 19.7 | 1 | 26 | 193 | 50 | 5PET |
| 5.0SMLJ 17A | 17 | 18.9 | 20.9 | 1 | 27.6 | 181 | 20 | 5PEU |
| 5.0SMLJ 18A | 18 | 20 | 22.1 | 1 | 29.2 | 172 | 10 | 5PEV |
| 5.0SMLJ 20A | 20 | 22.2 | 24.5 | 1 | 32.4 | 155 | 5 | 5PEW |
| 5.0SMLJ 22A | 22 | 24.4 | 26.9 | 1 | 35.5 | 141 | 5 | 5PEX |
| 5.0SMLJ 24A | 24 | 26.7 | 29.5 | 1 | 38.9 | 129 | 5 | 5PEZ |
| 5.0SMLJ 26A | 26 | 28.9 | 31.9 | 1 | 42.1 | 119 | 5 | 5PFE |
| 5.0SMLJ 28A | 28 | 31.1 | 34.4 | 1 | 45.4 | 110 | 5 | 5PFG |
| 5.0SMLJ 30A | 30 | 33.3 | 36.8 | 1 | 48.4 | 103 | 5 | 5PFK |
| 5.0SMLJ 33A | 33 | 36.7 | 40.6 | 1 | 53.3 | 93.9 | 5 | 5PFM |
| 5.0SMLJ 36A | 36 | 40 | 44.2 | 1 | 58.1 | 86.1 | 5 | 5PFP |
| 5.0SMLJ 40A | 40 | 44.4 | 49.1 | 1 | 64.5 | 77.6 | 5 | 5PFR |
| 5.0SMLJ 43A | 43 | 47.8 | 52.8 | 1 | 69.4 | 72.1 | 5 | 5PFT |
| 5.0SMLJ 45A | 45 | 50 | 55.3 | 1 | 72.7 | 68.8 | 5 | 5PFV |
| 5.0SMLJ 48A | 48 | 53.3 | 58.9 | 1 | 77.4 | 64.7 | 5 | 5PFX |
| 5.0SMLJ 51A | 51 | 56.7 | 62.7 | 1 | 82.4 | 60.7 | 5 | 5PFZ |
| 5.0SMLJ 54A | 54 | 60 | 66.3 | 1 | 87.1 | 57.5 | 5 | 5RGE |
| 5.0SMLJ 58A | 58 | 64.4 | 71.2 | 1 | 93.6 | 53.5 | 5 | 5PGG |
| 5.0SMLJ 60A | 60 | 66.7 | 73.7 | 1 | 96.8 | 51.7 | 5 | 5PGK |
| 5.0SMLJ 64A | 64 | 71.1 | 78.6 | 1 | 103 | 48.6 | 5 | 5PGM |
| 5.0SMLJ 70A | 70 | 77.8 | 86 | 1 | 113 | 44.3 | 5 | 5PGP |
| 5.0SMLJ 75A | 75 | 83.3 | 92.1 | 1 | 121 | 41.4 | 5 | 5PGR |
| 5.0SMLJ 78A | 78 | 86.7 | 95.8 | 1 | 126 | 39.7 | 5 | 5PGT |
| 5.0SMLJ 85A | 85 | 94.4 | 104 | 1 | 137 | 36.5 | 5 | 5PGV |
| 5.0SMLJ 90A | 90 | 100 | 111 | 1 | 146 | 34.3 | 5 | 5PGX |
| 5.0SMLJ 100A | 100 | 111 | 123 | 1 | 162 | 30.9 | 5 | 5PGZ |
| 5.0SMLJ 110A | 110 | 122 | 135 | 1 | 177 | 28.3 | 5 | 5PHE |
| 5.0SMLJ 120A | 120 | 133 | 147 | 1 | 193 | 26 | 5 | 5PHG |
| 5.0SMLJ 130A | 130 | 144 | 159 | 1 | 209 | 24 | 5 | 5PHK |
| 5.0SMLJ 150A | 150 | 167 | 185 | 1 | 243 | 20.6 | 5 | 5PHM |
| 5.0SMLJ 160A | 160 | 178 | 197 | 1 | 259 | 19.3 | 5 | 5PHP |
| 5.0SMLJ 170A | 170 | 189 | 209 | 1 | 275 | 18.2 | 5 | 5PHR |
| 5.0SMLJ 180A | 180 | 200 | 220 | 1 | 292 | 17.1 | 5 | 5PHT |
| 5.0SMLJ 190A | 190 | 211 | 258 | 1 | 308 | 16.2 | 5 | 5PHV |
| 5.0SMLJ 200A | 200 | 224 | 247 | 1 | 324 | 15.4 | 5 | 5PHW |
| 5.0SMLJ 220A | 220 | 246 | 272 | 1 | 356 | 14.0 | 5 | 5PHX |
| 5.0SMLJ 250A | 250 | 279 | 309 | 1 | 405 | 12.3 | 5 | 5PHZ |
| 5.0SMLJ 300A | 300 | 335 | 371 | 1 | 486 | 10.3 | 5 | 5PJE |
| 5.0SMLJ 350A | 350 | 391 | 432 | 1 | 567 | 8.8 | 5 | 5PJG |
| 5.0SMLJ 400A | 400 | 447 | 494 | 1 | 648 | 7.7 | 5 | 5PJK |

5.0SMLJ11CA~5.0SMLJ170CA

| PART NUMBER | REVERSE STAND- OFF VOLTAGE $V_{RWM}(V)$ | BREAKDOWN VOLTAGE $V_{BR}(V)$ MIN.@IT | BREAKDOWN VOLTAGE $V_{BR}(V)$ MAX.@IT | TEST CURRENT I_T (mA) | MAXIMUM CLAMPING VOLTAGE | PEAK PULSE CURRENT I_{pp} (A) | REVERSE LEAKAGE | DEVICE MARKING CODE |
|---------------|--|--|--|-------------------------------|--------------------------------|---------------------------------------|-----------------------------|---------------------------|
| | | | | | @ I_{pp} $V_c(V)$ | | @ V_{RWM} $I_D(\mu A)$ | |
| 5.0SMLJ 11CA | 11 | 12.2 | 13.5 | 10 | 18.2 | 275 | 800 | 5BEN |
| 5.0SMLJ 12CA | 12 | 13.3 | 14.7 | 10 | 19.9 | 252 | 800 | 5BEP |
| 5.0SMLJ 13CA | 13 | 14.4 | 15.9 | 10 | 21.5 | 233 | 500 | 5BEQ |
| 5.0SMLJ 14CA | 14 | 15.6 | 17.2 | 10 | 23.2 | 216 | 200 | 5BER |
| 5.0SMLJ 15CA | 15 | 16.7 | 18.5 | 1 | 24.4 | 205 | 100 | 5BES |
| 5.0SMLJ 16CA | 16 | 17.8 | 19.7 | 1 | 26 | 193 | 50 | 5BET |
| 5.0SMLJ 17CA | 17 | 18.9 | 20.9 | 1 | 27.6 | 181 | 20 | 5BEU |
| 5.0SMLJ 18CA | 18 | 20 | 22.1 | 1 | 29.2 | 172 | 10 | 5BEV |
| 5.0SMLJ 20CA | 20 | 22.2 | 24.5 | 1 | 32.4 | 155 | 5 | 5BEW |
| 5.0SMLJ 22CA | 22 | 24.4 | 26.9 | 1 | 35.5 | 141 | 5 | 5BEX |
| 5.0SMLJ 24CA | 24 | 26.7 | 29.5 | 1 | 38.9 | 129 | 5 | 5BEZ |
| 5.0SMLJ 26CA | 26 | 28.9 | 31.9 | 1 | 42.1 | 119 | 5 | 5BFE |
| 5.0SMLJ 28CA | 28 | 31.1 | 34.4 | 1 | 45.4 | 110 | 5 | 5BFG |
| 5.0SMLJ 30CA | 30 | 33.3 | 36.8 | 1 | 48.4 | 103 | 5 | 5BFK |
| 5.0SMLJ 33CA | 33 | 36.7 | 40.6 | 1 | 53.3 | 93.9 | 5 | 5BFM |
| 5.0SMLJ 36CA | 36 | 40 | 44.2 | 1 | 58.1 | 86.1 | 5 | 5BFP |
| 5.0SMLJ 40CA | 40 | 44.4 | 49.1 | 1 | 64.5 | 77.6 | 5 | 5BFR |
| 5.0SMLJ 43CA | 43 | 47.8 | 52.8 | 1 | 69.4 | 72.1 | 5 | 5BFT |
| 5.0SMLJ 45CA | 45 | 50 | 55.3 | 1 | 72.7 | 68.8 | 5 | 5BFV |
| 5.0SMLJ 48CA | 48 | 53.3 | 58.9 | 1 | 77.4 | 64.7 | 5 | 5BFX |
| 5.0SMLJ 51CA | 51 | 56.7 | 62.7 | 1 | 82.4 | 60.7 | 5 | 5BFZ |
| 5.0SMLJ 54CA | 54 | 60 | 66.3 | 1 | 87.1 | 57.5 | 5 | 5BGE |
| 5.0SMLJ 58CA | 58 | 64.4 | 71.2 | 1 | 93.6 | 53.5 | 5 | 5BGG |
| 5.0SMLJ 60CA | 60 | 66.7 | 73.7 | 1 | 96.8 | 51.7 | 5 | 5BGK |
| 5.0SMLJ 64CA | 64 | 71.1 | 78.6 | 1 | 103 | 48.6 | 5 | 5BGM |
| 5.0SMLJ 70CA | 70 | 77.8 | 86 | 1 | 113 | 44.3 | 5 | 5BGP |
| 5.0SMLJ 75CA | 75 | 83.3 | 92.1 | 1 | 121 | 41.4 | 5 | 5BGR |
| 5.0SMLJ 78CA | 78 | 86.7 | 95.8 | 1 | 126 | 39.7 | 5 | 5BGT |
| 5.0SMLJ 85CA | 85 | 94.4 | 104 | 1 | 137 | 36.5 | 5 | 5BGV |
| 5.0SMLJ 90CA | 90 | 100 | 111 | 1 | 146 | 34.3 | 5 | 5BGX |
| 5.0SMLJ 100CA | 100 | 111 | 123 | 1 | 162 | 30.9 | 5 | 5BGZ |
| 5.0SMLJ 110CA | 110 | 122 | 135 | 1 | 177 | 28.3 | 5 | 5BHE |
| 5.0SMLJ 120CA | 120 | 133 | 147 | 1 | 193 | 26 | 5 | 5BHG |
| 5.0SMLJ 130CA | 130 | 144 | 159 | 1 | 209 | 24 | 5 | 5BHK |
| 5.0SMLJ 150CA | 150 | 167 | 185 | 1 | 243 | 20.6 | 5 | 5BHM |
| 5.0SMLJ 160CA | 160 | 178 | 197 | 1 | 259 | 19.3 | 5 | 5BHP |
| 5.0SMLJ 170CA | 170 | 189 | 209 | 1 | 275 | 18.2 | 5 | 5BHR |

For Bidirectional type having V_{rwm} of 20 volts and less, the I_r limit is double.

5.0SMLJ11A~5.0SMLJ400A

Ratings and Characteristic Curves ($T_A=25^\circ\text{C}$ unless otherwise noted)

Figure 1 - Peak Pulse Power Rating Curve

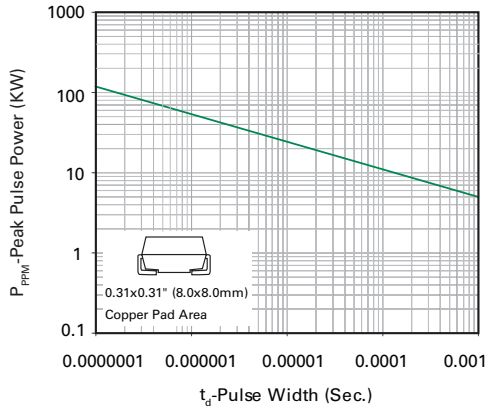


Figure 2 - Peak Pulse Power or Current Derating Curve vs Initial Junction Temperature

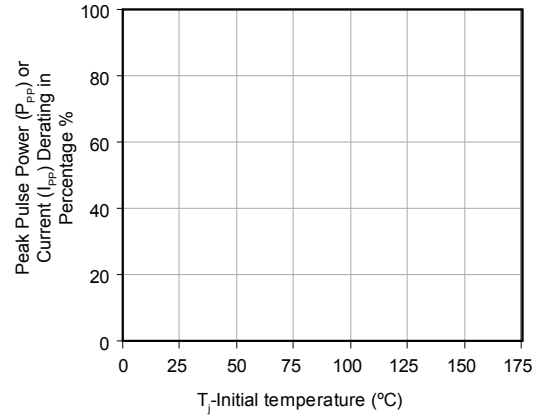


Figure 3 - Pulse Waveform

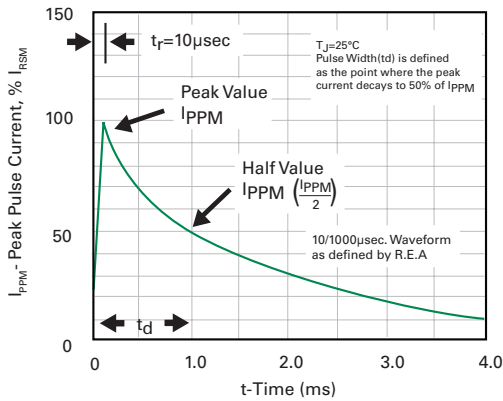


Figure 4 - Typical Junction Capacitance

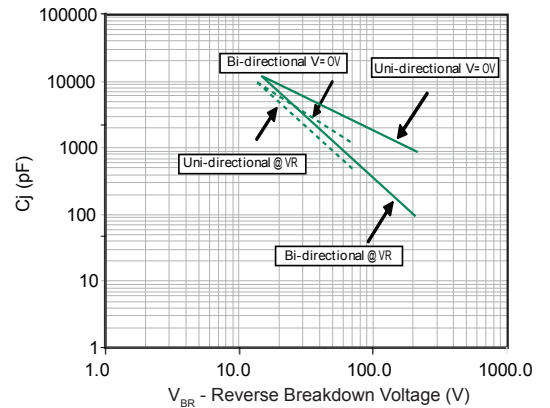


Figure 5 - Steady State Power Derating Curve

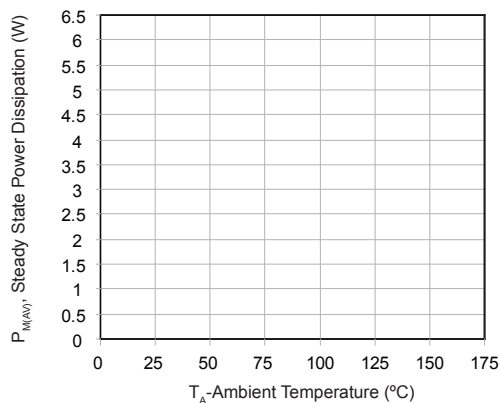
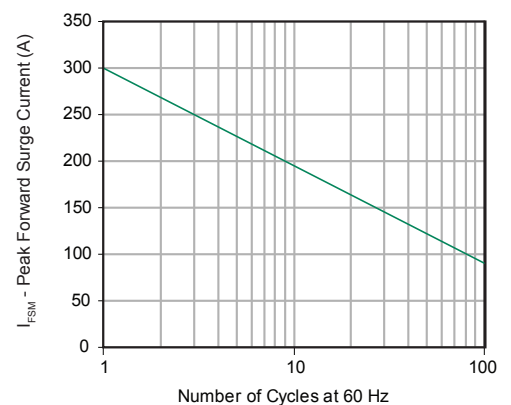


Figure 6 - Maximum Non-Repetitive Peak Forward Surge Current Uni-Directional Only





Micro Commercial Components

Ordering Information :

| Device | Packing |
|----------------|-----------------------|
| Part Number-TP | Tape&Reel: 3Kpcs/Reel |

Note : Adding "-HF" suffix for halogen free, eg. Part Number-TP-HF

IMPORTANT NOTICE

Micro Commercial Components Corp. reserves the right to make changes without further notice to any product herein to make corrections, modifications , enhancements , improvements , or other changes . Micro Commercial Components Corp . does not assume any liability arising out of the application or use of any product described herein; neither does it convey any license under its patent rights ,nor the rights of others . The user of products in such applications shall assume all risks of such use and will agree to hold Micro Commercial Components Corp . and all the companies whose products are represented on our website, harmless against all damages.

LIFE SUPPORT

MCC's products are not authorized for use as critical components in life support devices or systems without the express written approval of Micro Commercial Components Corporation.

CUSTOMER AWARENESS

Counterfeiting of semiconductor parts is a growing problem in the industry. Micro Commercial Components (MCC) is taking strong measures to protect ourselves and our customers from the proliferation of counterfeit parts. MCC strongly encourages customers to purchase MCC parts either directly from MCC or from Authorized MCC Distributors who are listed by country on our web page cited below. Products customers buy either from MCC directly or from Authorized MCC Distributors are genuine parts, have full traceability, meet MCC's quality standards for handling and storage. MCC will not provide any warranty coverage or other assistance for parts bought from Unauthorized Sources. MCC is committed to combat this global problem and encourage our customers to do their part in stopping this practice by buying direct or from authorized distributors.

www.mccsemi.com