

2A, 50V - 600V Surface Mount Super Fast Rectifiers

FEATURES

- Glass passivated junction chip
- Ideal for automated placement
- Low profile package
- Built-in strain relief
- Super fast recovery time for high efficiency
- Compliant to RoHS Directive 2011/65/EU and in accordance to WEEE 2002/96/EC
- Halogen-free according to IEC 61249-2-21 definition



DO-214AC (SMA)

MECHANICAL DATA

Case: DO-214AC (SMA)

Molding compound, UL flammability classification rating 94V-0

Moisture sensitivity level: level 1, per J-STD-020

Part No. with suffix "H" means AEC-Q101 qualified

Packing code with suffix "G" means green compound (halogen-free)

Terminal: Matte tin plated leads, solderable per JESD22-B102

Meet JESD 201 class 2 whisker test

Polarity: Indicated by cathode band

Weight: 0.06 g (approximately)

MAXIMUM RATINGS AND ELECTRICAL CHARACTERISTICS (T _A =25°C unless otherwise noted)										
PARAMETER	SYMBOL	ES 2AA	ES 2BA	ES 2CA	ES 2DA	ES 2FA	ES 2GA	ES 2HA	ES 2JA	UNIT
Maximum repetitive peak reverse voltage	V _{RRM}	50	100	150	200	300	400	500	600	V
Maximum RMS voltage	V _{RMS}	35	70	105	140	210	280	350	420	V
Maximum DC blocking voltage	V _{DC}	50	100	150	200	300	400	500	600	V
Maximum average forward rectified current	I _{F(AV)}	2								A
Peak forward surge current, 8.3 ms single half sine-wave superimposed on rated load	I _{FSM}	50								A
Maximum instantaneous forward voltage (Note 1) @ 2 A	V _F	0.95			1.3			1.7		V
Maximum reverse current @ rated V _R T _J =25°C T _J =125°C	I _R	10 350								μA
Maximum reverse recovery time (Note 2)	t _{rr}	35								ns
Typical junction capacitance (Note 3)	C _J	25				20				pF
Typical thermal resistance	R _{θJL} R _{θJA}	20 75								°C/W
Operating junction temperature range	T _J	- 55 to +150								°C
Storage temperature range	T _{STG}	- 55 to +150								°C

Note 1: Pulse test with PW=300μs, 1% duty cycle

Note 2: Reverse Recovery Test Conditions: I_F=0.5A, I_R=1.0A, I_{RR}=0.25A

Note 3: Measured at 1 MHz and Applied V_R=4.0 Volts

ORDERING INFORMATION					
PART NO.	PART NO. SUFFIX	PACKING CODE	PACKING CODE SUFFIX	PACKAGE	PACKING
ES2xA (Note 1)	H	R3	G	SMA	1,800 / 7" Plastic reel
		R2		SMA	7,500 / 13" Paper reel
		M2		SMA	7,500 / 13" Plastic reel
		F3		Folded SMA	1,800 / 7" Plastic reel
		F2		Folded SMA	7,500 / 13" Paper reel
		F4		Folded SMA	7,500 / 13" Plastic reel
	N/A	E3		Clip SMA	1,800 / 7" Plastic reel
		E2		Clip SMA	7,500 / 13" Plastic reel

Note 1: "xx" defines voltage from 50V (ES2AA) to 600V (ES2JA)

EXAMPLE					
PREFERRED P/N	PART NO.	PART NO. SUFFIX	PACKING CODE	PACKING CODE SUFFIX	DESCRIPTION
ES2JAHR3G	ES2JA	H	R3	G	AEC-Q101 qualified Green compound

RATINGS AND CHARACTERISTICS CURVES

(T_A=25°C unless otherwise noted)

FIG. 1 MAXIMUM FORWARD CURRENT DERATING CURVE

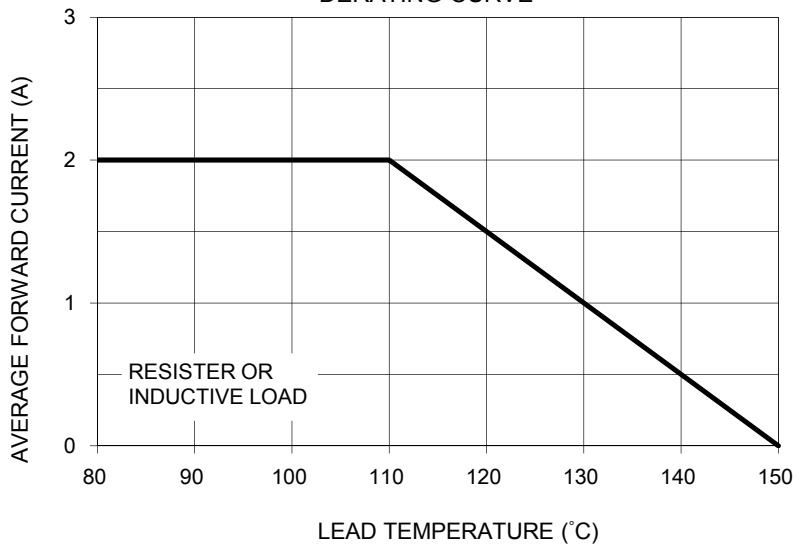


FIG. 2 TYPICAL REVERSE CHARACTERISTICS

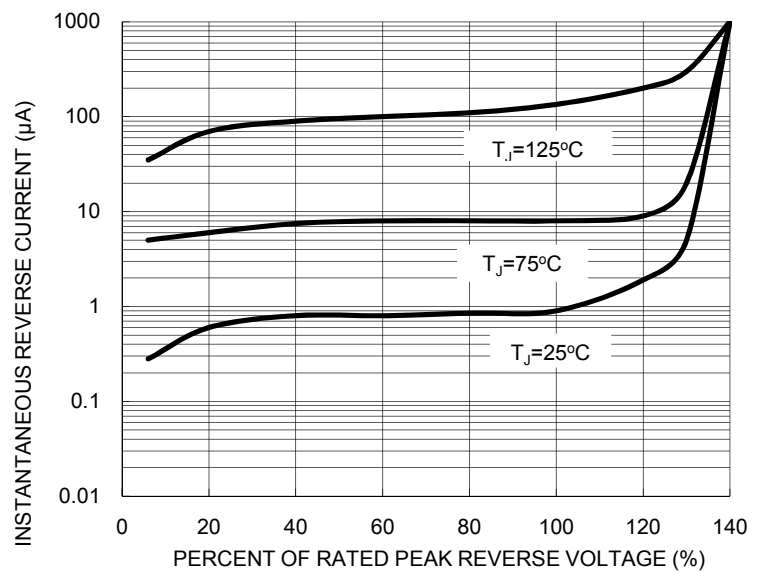


FIG. 3 MAXIMUM NON-REPETITIVE PEAK FORWARD SURGE CURRENT

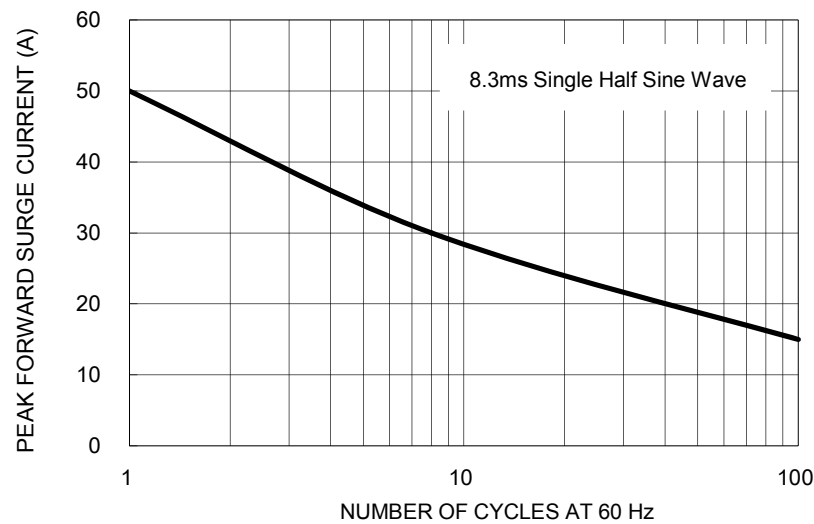


FIG. 4 TYPICAL INSTANTANEOUS FORWARD CHARACTERISTICS

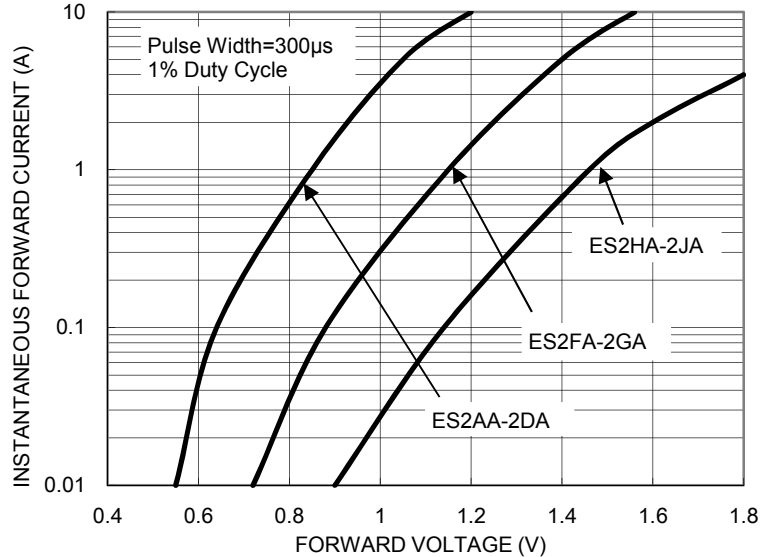


FIG. 5 TYPICAL JUNCTION CAPACITANCE

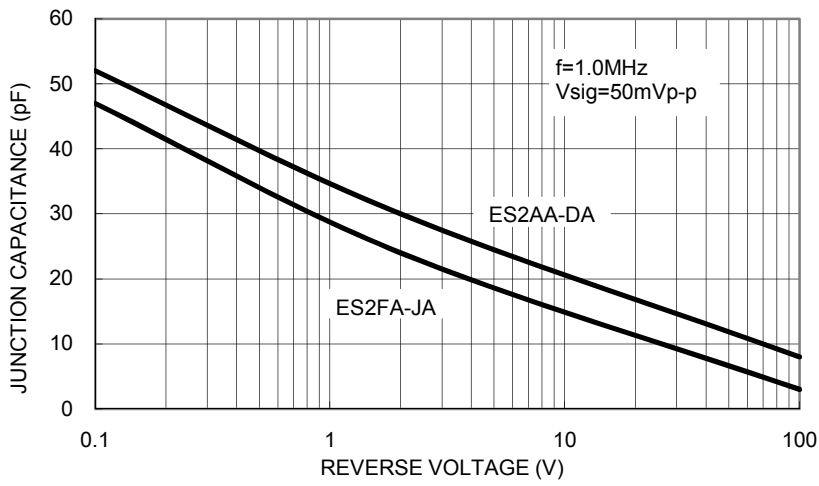
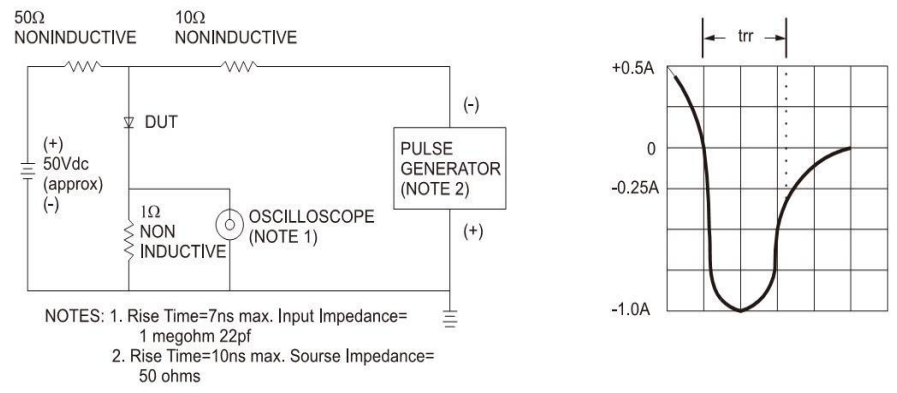
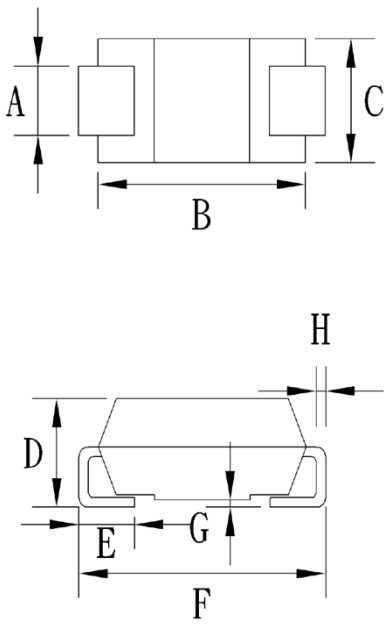


FIG.6- REVERSE RECOVERY TIME CHARACTERISTIC AND TEST CIRCUIT DIAGRAM

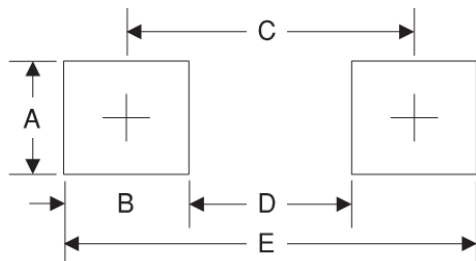


PACKAGE OUTLINE DIMENSIONS
DO-214AC (SMA)



DIM.	Unit (mm)		Unit (inch)	
	Min	Max	Min	Max
A	1.27	1.58	0.050	0.062
B	4.06	4.60	0.160	0.181
C	2.29	2.83	0.090	0.111
D	1.99	2.50	0.078	0.098
E	0.90	1.41	0.035	0.056
F	4.95	5.33	0.195	0.210
G	0.10	0.20	0.004	0.008
H	0.15	0.31	0.006	0.012

SUGGESTED PAD LAYOUT



Symbol	Unit (mm)	Unit (inch)
A	1.68	0.066
B	1.52	0.060
C	3.93	0.155
D	2.41	0.095
E	5.45	0.215

MARKING DIAGRAM



- P/N = Specific Device Code
- G = Green Compound
- YW = Date Code
- F = Factory Code

Notice

Specifications of the products displayed herein are subject to change without notice. TSC or anyone on its behalf, assumes no responsibility or liability for any errors or inaccuracies.

Information contained herein is intended to provide a product description only. No license, express or implied, to any intellectual property rights is granted by this document. Except as provided in TSC's terms and conditions of sale for such products, TSC assumes no liability whatsoever, and disclaims any express or implied warranty, relating to sale and/or use of TSC products including liability or warranties relating to fitness for a particular purpose, merchantability, or infringement of any patent, copyright, or other intellectual property right.

The products shown herein are not designed for use in medical, life-saving, or life-sustaining applications. Customers using or selling these products for use in such applications do so at their own risk and agree to fully indemnify TSC for any damages resulting from such improper use or sale.

Mouser Electronics

Authorized Distributor

Click to View Pricing, Inventory, Delivery & Lifecycle Information:

Taiwan Semiconductor:

[ES2D](#) [ES2G](#) [ES2B](#) [ES2J](#) [ES2A](#) [ES2AA](#) [ES2C](#) [ES2CA](#) [ES2DA](#) [ES2F](#) [ES2H](#) [ES2FA](#) [ES2GA](#) [ES2HA](#) [ES2JA](#)
[ES2HA R2](#) [ES2GA R3](#) [ES2AA R2](#) [ES2FA F2](#) [ES2DA R3](#) [ES2BA R3](#) [ES2AAHF3G](#) [ES2HAHR3G](#) [ES2BA R2G](#)
[ES2DA R3G](#) [ES2CA F3G](#) [ES2GAHR2](#) [ES2BAHR2](#) [ES2DAHf3](#) [ES2GAHF2](#) [ES2CAHF3G](#) [ES2BAHF3G](#) [ES2CA](#)
[R2G](#) [ES2GAHF3G](#) [ES2GAHR3G](#) [ES2GA R3G](#) [ES2AA F3G](#) [ES2JAHF3G](#) [ES2JA F2G](#) [ES2CAHR3](#) [ES2JAHF2](#)
[ES2BA R2](#) [ES2AA R3G](#) [ES2FA F3G](#) [ES2DA R2G](#) [ES2HAHF3](#) [ES2FA F2G](#) [ES2AAHR3](#) [ES2FAHR2](#) [ES2BA F2](#)
[ES2HAHF2G](#) [ES2AA F2G](#) [ES2HAHR2](#) [ES2CAHF3](#) [ES2JAHR2](#) [ES2AA R2G](#) [ES2CA F2G](#) [ES2BA R3G](#)
[ES2DAHf3G](#) [ES2AAHR2](#) [ES2GAHF3](#) [ES2CAHR2G](#) [ES2AAHF3](#) [ES2HAHF2](#) [ES2FAHR3G](#) [ES2GAHR3](#)
[ES2AAHF2G](#) [ES2HA R2G](#) [ES2HAHR3](#) [ES2AAHR2G](#) [ES2BAHF2G](#) [ES2JAHR2G](#) [ES2CAHR2](#) [ES2JAHR3G](#)
[ES2FAHF2G](#) [ES2DAHR3](#) [ES2JAHF2G](#) [ES2GA F2G](#) [ES2GAHR2G](#) [ES2JA R3G](#) [ES2FAHF3G](#) [ES2JA R2](#)
[ES2GAHF2G](#) [ES2BAHF2](#) [ES2AA R3](#) [ES2HAHR2G](#) [ES2DA F2](#) [ES2JAHF3](#) [ES2FA R3G](#) [ES2JA R3](#) [ES2HAHF3G](#)
[ES2DAHf2](#) [ES2HA F3G](#) [ES2CA R3G](#) [ES2DA F3G](#) [ES2BA F2G](#) [ES2BAHR3](#) [ES2BAHF3](#) [ES2DAHR2](#) [ES2BA F3G](#)