

ADJUSTABLE HAND CRIMP TOOL M300-25A

DMC DANIELS
MANUFACTURING
CORPORATION
DATASHEET

THIS HAND TOOL MUST NOT BE USED IN ANY POWERED "PRESS" AS DEFINED BY OSHA CFR 1910.211 (46)

SEE REVERSE SIDE FOR IMPORTANT INFORMATION CONCERNING LIMITED WARRANTY, AND LIMITATION OF LIABILITY.

HOW TO USE THE DANIELS M300-25A CRIMP TOOL & RELATED POSITIONING HEADS

GENERAL INFORMATION

1. The tool has a double acting ratchet. Note that the tool cannot be opened without completing the cycle.
2. Designation M300-25A refers to the hand crimp tool without positioners.
3. Available positioners for the M300-25A tool are: TP682-1 for sizes 16 & 18 pin and socket; TP683-1 for size 12 pin; and TP684-1 for size 10 pin and socket, including size 12 socket.

GENERAL INFORMATION

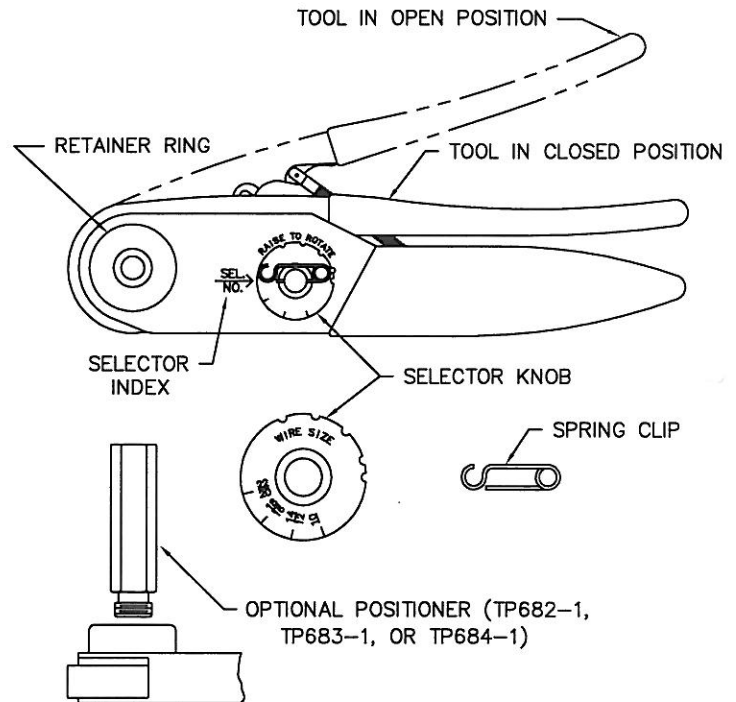
1. Select the appropriate positioner according to contact size and wire.
2. To install the positioner, screw the threaded end into the tool until the positioner is firmly seated.
3. Remove spring clip lock wire from selector knob. Raise selector knob and rotate until the required selector number is in line with the index mark. Replace the spring clip lock wire (optional).

CRIMPING INSTRUCTIONS

1. Insert contact and prepared wire through the indenter opening into positioner.
2. Squeeze handles together until ratchet releases. Handle will return to open position. Remove crimped assembly.

REMOVING POSITIONER

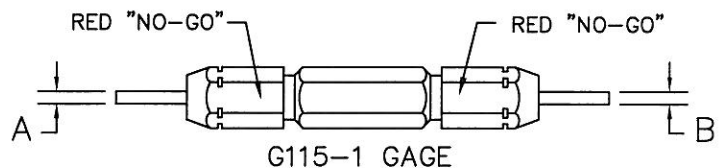
1. Unscrew the positioner to remove from the tool.



GAGING INSTRUCTIONS

GAGE PART NO.	20/22	16/18	CRIMP TOOL
	A NO-GO DIA	B NO-GO DIA	
G115-1	.0390	.0510	M300-25A

Only one gage necessary for periodic inspection.

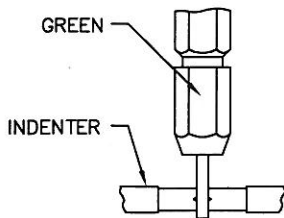


10	.0650	.0750
12/14	.0570	.0670
16/18	.0440	.0510
20/22	.0340	.0390
WIRE SIZE	GO DIA.	NO-GO DIA.
GAGING LIMITS OF INDENTERS		

GAGING INSTRUCTIONS

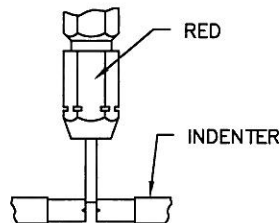
"GO" GAGING

Operate tool to fully closed position. Maintain firm hand pressure on the tool handles. Insert "GO" gage end as shown. Gage must pass freely between indenter tips.



"NO-GO" GAGING

Operate tool to fully closed position. Maintain firm hand pressure on the tool handles. Insert "NO-GO" gage end as shown. The "NO-GO" gage may partially enter the indenter opening, but must not pass completely through the opening.



CAUTION!
DO NOT CRIMP GAGE!

CARE OF TOOL

It is a good practice to keep indenter tips free of residual color band deposits and other debris. A small wire brush may be used for this purpose.

We strongly recommend that you:

1. DO NOT immerse tools in cleaning solution.
2. DO NOT spray oil into tool to lubricate.
3. DO NOT attempt to disassemble tool or make repairs.

This is a precision hand crimp tool and should be handled as such.

DMC offers complete refurbishing and recalibration services.

DMC specially engineers and manufactures complete tool kits to satisfy individual customer requirements, such as total aircraft support, general shop maintenance or production, on board ship and vehicle service, etc.

LIMITATION OF LIABILITY

DANIELS MANUFACTURING CORPORATION IS NOT LIABLE FOR CONSEQUENTIAL OR SPECIAL DAMAGES OF ANY NATURE OR KIND RESULTING FROM THE USE, OR MISUSE, OF ANY OF ITS PRODUCTS. OWNERS AND USERS OF DMC PRODUCTS ASSUME FULL RESPONSIBILITY FOR INSTRUCTING THEIR EMPLOYEES IN THE PROPER AND SAFE USE OF SUCH PRODUCTS.

LIMITED WARRANTY

DMC (Daniels Manufacturing Corporation) warrants each new product sold by it to be free from defects in material and workmanship under normal use and service. DMC's obligation under this warranty is limited to the free correction or, at DMC's option, the refund of the purchase price of any such product which proves defective in normal service within ninety (90) days after delivery to the first user, provided that the product is returned to DMC with all transportation charges prepaid and which shall appear to DMC's satisfaction, after DMC's inspection, to have been defective in material or workmanship, it being understood that DMC products are not consumer products. This warranty shall not cover any damage to any product which, in the opinion of DMC, was caused by normal wear, misuse, improper operation, tampering, neglect or accident. This warranty is in lieu of all other warranties express or implied. No warranty, express or implied, is made or authorized to be made or assumed with respect to products of Daniels Manufacturing Corporation other than those herein set forth.

Mouser Electronics

Authorized Distributor

Click to View Pricing, Inventory, Delivery & Lifecycle Information:

[Daniels Manufacturing:](#)

[M300-25A](#)