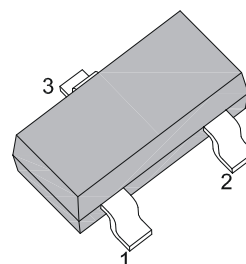


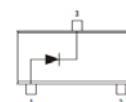
Three Terminals SMD Switching Diodes

Features

- Fast Switching Speed
- High Conductance
- Electrically Identical to Standard JEDEC
- RoHS compliant



SOT-23



Maximum Ratings & Electrical Characteristics ($T_{Ambient}=25^{\circ}C$ unless noted otherwise)

Symbol	Description		MMBD4148	MMBD4448	Unit	Conditions
V_{RM}	Reverse Voltage		75		V	
V_{RRM}	Peak Reverse Voltage		100		V	
I_{F(AV)}	Forward Average Current		200		mA	
I_{FSM}	Peak Forward Surge Current, Pulse Width=1.0μs		2.0		A	
P_D	Power Dissipation above 25°C		350		mW	
V_F	Forward Voltage	Min	---	0.62 @ 5mA	V	
		Max	1.0 @ 10mA	0.72 @ 5mA		
				1.0 @ 100mA		
I_R	Max. Reverse Current		0.025	0.025	μA	V _R =20V
			5.0	2.5		V _R =75V
C_D	Diode Capacitance		4.0		pF	V _R =0V, f=1MHz
T_{rr}	Reverse Recovery Time		4.0		ns	I _F =10mA, I _R =1mA, V _R =6V, R _L =100Ω
T_J, T_{STG}	Operating Junction and Storage Temperature Range		-55 to +150		°C	

Typical Characteristics Curves

Fig.1- Forward Power Dissipation Derating Curve

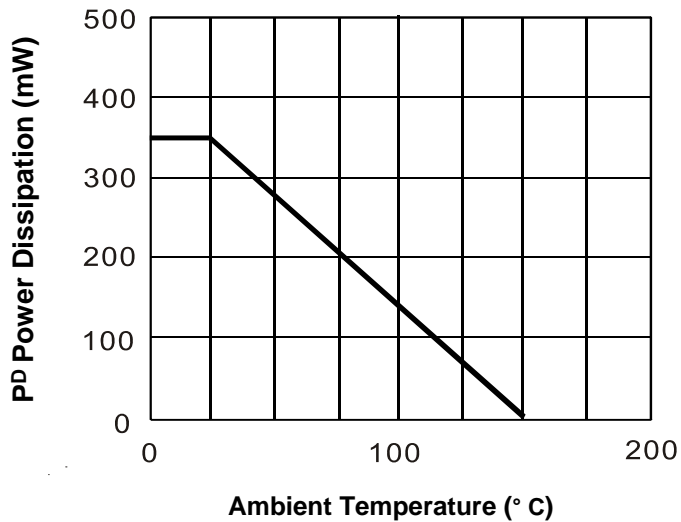


Fig.2- Typical Instantaneous Forward Characteristics

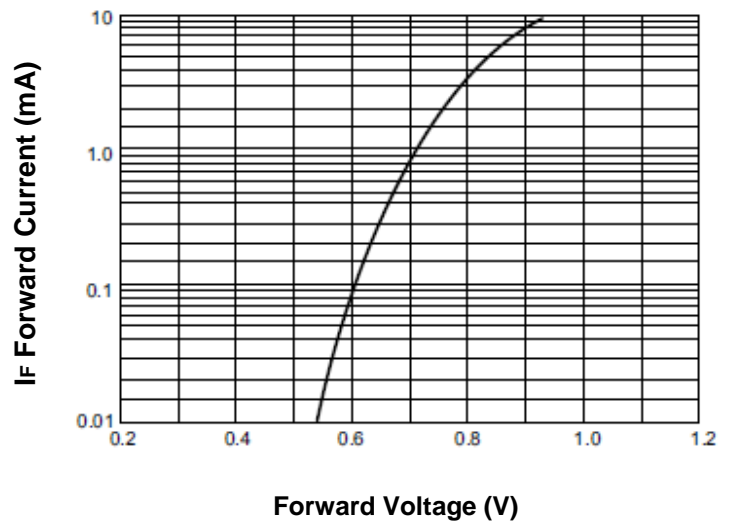


Fig.3- Junction Capacitance

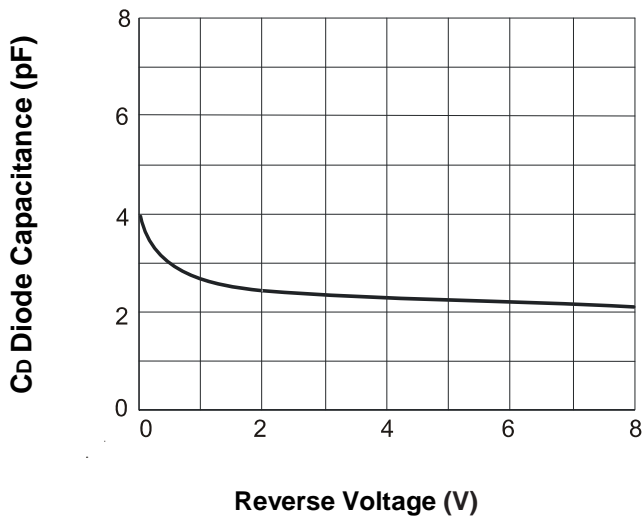
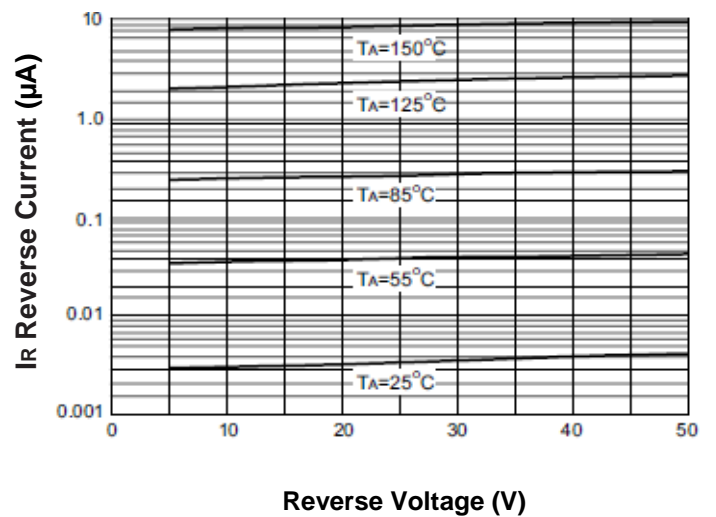


Fig.4- Typical Instantaneous Reverse Characteristics



Dimensions in inch (mm)

SOT-23

