










## FIBOX MNX ABS

FIBOX MNX ABS ABS: IP 66/67 and IP 66, IK 07	Z mm	C mm	Including: Enclosure cover with cover screws and wing heads for cover screws, base with mounting plate screws and gasket.			B x A
			ORDER SYMBOL	ORDER SYMBOL	L x S mm	
						Grey cover
<b>ABS 95 L / ABS 95 H</b> 	35	28.8	ABS 95/35 LG	ABS 95/35 LT	B x A 70 x 45  L x S 83.5 x 83.5	
	50	45.6	ABS 95/50 LG	ABS 95/50 LT		
	60	53.8	ABS 95/60 HG	ABS 95/60 HT		
	75	70.6	ABS 95/75 HG	ABS 95/75 HT		
<b>ABS 100 L</b> 	35	24.1	ABS 100/35 LG	ABS 100/35 LT	B x A 90 x 40  L x S 113.5 x 63.5	
	50	41.0	ABS 100/50 LG	ABS 100/50 LT		
	75	61.0	ABS 100/75 LG	ABS 100/75 LT		
	100	90.9	ABS 100/100 LG	ABS 100/100 LT		
<b>ABS 100 H</b> 	60	44.5	PC 100/60 HG	ABS 100/60 HT	B x A 90 x 40  L x S 113.5 x 63.5	
	75	61.0	PC 100/75 HG	ABS 100/75 HT		
	100	86.3	PC 100/100 HG	ABS 100/100 HT		
	125	111.3	PC 100/125 HG	ABS 100/125 HT		
<b>ABS 125 L</b> 	35	24.0	ABS 125/35 LG	ABS 125/35 LT	B x A 90 x 90  L x S 113.5 x 113.5	
	50	40.9	ABS 125/50 LG	ABS 125/50 LT		
	75	65.9	ABS 125/75 LG	ABS 125/75 LT		
	100	90.9	ABS 125/100 LG	ABS 125/100 LT		
<b>ABS 125 H</b> 	60	44.4	ABS 125/60 HG	ABS 125/60 HT	B x A 90 x 90  L x S 113.5 x 113.5	
	75	61.0	ABS 125/75 HG	ABS 125/75 HT		
	100	86.2	ABS 125/100 HG	ABS 125/100 HT		
	125	111.3	ABS 125/125 HG	ABS 125/125 HT		
<b>ABS 150 L</b> 	35	23.6	ABS 150/35 LG	ABS 150/35 LT	B x A 140 x 90  L x S 163.5 x 113.5	
	50	41.0	ABS 150/50 LG	ABS 150/50 LT		
	75	65.9	ABS 150/75 LG	ABS 150/75 LT		
	100	90.9	ABS 150/100 LG	ABS 150/100 LT		
<b>ABS 150 H</b> 	60	44.0	ABS 150/60 HG	ABS 150/60 HT	B x A 140 x 90  L x S 163.5 x 113.5	
	75	61.3	ABS 150/75 HG	ABS 150/75 HT		
	100	86.3	ABS 150/100 HG	ABS 150/100 HT		
	125	111.3	ABS 150/125 HG	ABS 150/125 HT		
<b>ABS 175 H</b> 	60	44.0	ABS 175/60 HG	ABS 175/60 HT	B x A 140 x 140  L x S 163.5 x 163.5	
	75	61.0	ABS 175/75 HG	ABS 175/75 HT		
	100	86.3	ABS 175/100 HG	ABS 175/100 HT		
	125	111.0	ABS 175/125 HG	ABS 175/125 HT		
<b>ABS 200 H</b> 	63	47.5	ABS 200/63 HG	ABS 200/63 HT	B x A 215 x 140  L x S 238.5 x 163.5	
	75	61.2	ABS 200/75 HG	ABS 200/75 HT		
	100	86.3	ABS 200/100 HG	ABS 200/100 HT		
	150	135.9	ABS 200/150 HG	ABS 200/150 HT		
	88	71.5	ABS 200/88 XHG	ABS 200/88 XHT		
	100	86.8	ABS 200/100 XHG	ABS 200/100 XHT		
	125	111.9	ABS 200/125 XHG	ABS 200/125 XHT		
	175	161.5	ABS 200/175 XHG	ABS 200/175 XHT		

External height **Y**    External width **X**    External depth **Z**    Free internal mounting height **C**    Mounting plate assembly **B x A**    Wall mounting **L x S**

L (low base) enclosure with the low 25 mm base, H (high base) = enclosure with the high 50 mm base, XH (extra high base) = enclosure with the extra high 75 mm base, T = smoked transparent cover with black cover screws and black wing heads, G = grey cover with grey cover screws and grey wing heads.