

High Frequency Ceramic Solutions


2.8 - 6.0GHz Wideband Ceramic Balun, 1:1 Impedance Ratio, EIA 0805 P/N 4400BL15A0050

Detail Specification: 5/18/2018

Page 1 of 4

General Specifications

Part Number	4400BL15A0050
Frequency (GHz)	2.8 - 6.0
Unbalanced Impedance	50 Ω
Balanced Impedance	50 Ω
Insertion Loss	1.5 dB max.
Return Loss	9.5 dB min.
Phase Difference	180 \pm 12 deg.
Amplitude Difference	1.8 dB max.
CMRR (dB)	15 dB min.
Power Capacity (W)	3 max. (CW)
Reel Quantity	4,000 pcs
Operating Temperature	-40 to +85°C



Recommended Storage Conditions of unused product on T&R	+5 to +35°C Humidity 45~75% RH 18 months max.
--	---

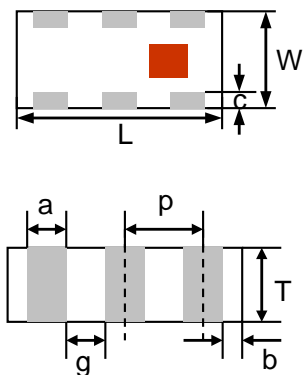
You can download measured s-parameters of this component at: www.johansontechnology.com/baluns

Part Number Explanation

P/N Suffix	Packing Style	Bulk	Suffix = S	E.g. 4400BL15A0050S
		T & R	Suffix = E	E.g. 4400BL15A0050E
	Termination style	100% Tin	Suffix = None	E.g. 4400BL15A0050 (E or S)
	Evaluation Board	4400BL15A0050-EB1SMA (3 female SMA connectors)		

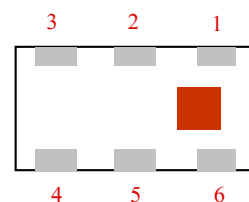
Mechanical Dimensions

	In	mm
L	0.079 \pm 0.004	2.00 \pm 0.10
W	0.049 \pm 0.004	1.25 \pm 0.10
T	0.037 \pm 0.004	0.95 \pm 0.10
a	0.012 \pm 0.004	0.30 \pm 0.10
b	0.008 \pm 0.004	0.20 \pm 0.10
c	0.012 +0.004/0.008	0.30 +0.1/-0.2
g	0.014 \pm 0.004	0.35 \pm 0.10
p	0.026 \pm 0.002	0.65 \pm 0.05



Terminal Configuration

1	Unbalanced Port
2	GND or DC feed + RF GND
3	Balanced Port
4	Balanced Port
5	GND
6	NC



Johanson Technology, Inc. reserves the right to make design changes without notice.
All sales are subject to Johanson Technology, Inc. terms and conditions.



www.johansontechnology.com

4001 Calle Tecate • Camarillo, CA 93012, USA • TEL +1.805.389.1166

Ver 1.0

2018 Johanson Technology, Inc. All Rights Reserved

High Frequency Ceramic Solutions

2.8 - 6.0GHz Wideband Ceramic Balun, 1:1 Impedance Ratio, EIA 0805

P/N 4400BL15A0050

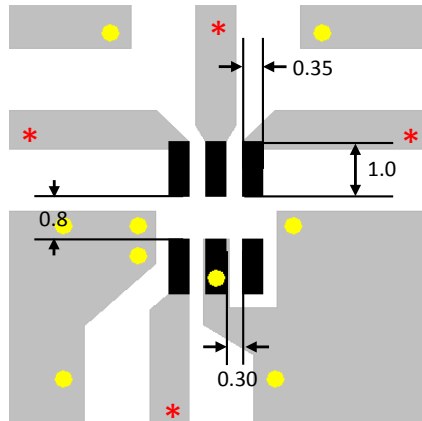
Detail Specification: 5/18/2018

Page 2 of 4

Mounting Considerations

Mount these devices with colored mark facing up.

* Line width should be designed to provide 50ohm impedance matching characteristics.

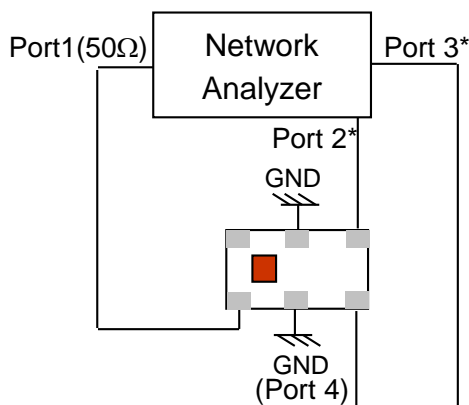


* Line width should be designed to match 50W characteristic impedance, depending on PCB

Need our help laying this out for you? Need the layout file?

Send us a message at: www.johansontechnology.com/ask-a-question

Measuring Diagram



Port 1: Unbalanced Port

Ports 2 and 3: Balanced Port

Port 4: GND or DC feed + RF GND

$$IL = S_{ds21}$$

$$RL = S_{ss11}$$

$$\text{Amp_balance} = \text{dB}(S(2,1)/S(3,1))$$

$$\text{Phase_balance} = \text{Phase}(S(2,1)/S(3,1))$$

*Impedance for ports 2 and 3 = Balanced Impedance/2

Johanson Technology, Inc. reserves the right to make design changes without notice.

All sales are subject to Johanson Technology, Inc. terms and conditions.



www.johansontechnology.com

4001 Calle Tecate • Camarillo, CA 93012, USA • TEL +1.805.389.1166

Ver 1.0

2018 Johanson Technology, Inc. All Rights Reserved

High Frequency Ceramic Solutions

2.8 - 6.0GHz Wideband Ceramic Balun, 1:1 Impedance Ratio, EIA 0805

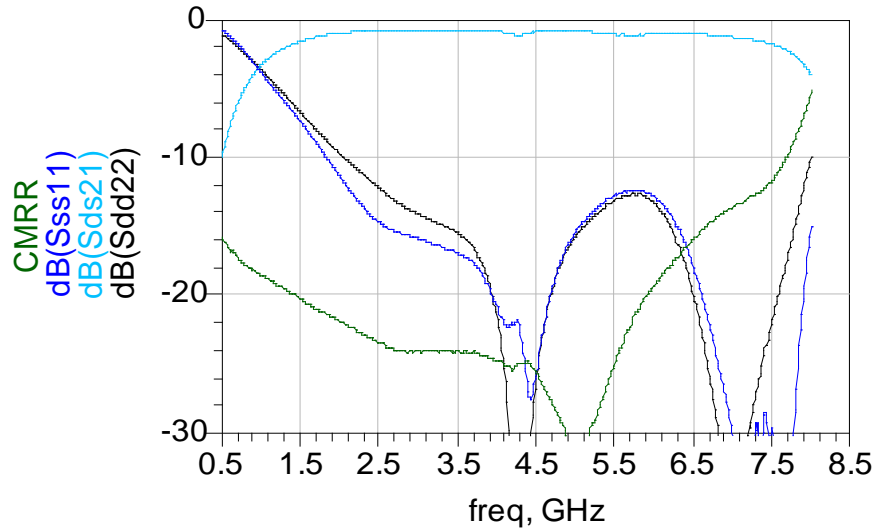
P/N 4400BL15A0050

Detail Specification: 5/18/2018

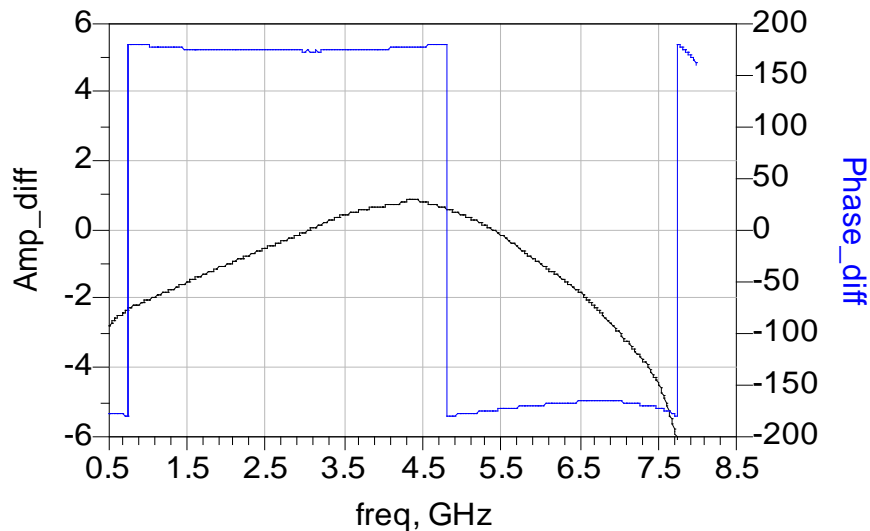
Page 3 of 4

Typical Electrical Characteristics (T=25°C)

Insertion and Return Loss



Amplitude and Phase Balance



Would you like the s-parameter files? Please contact us at: www.johansontechnology.com/ask-a-question

Johanson Technology, Inc. reserves the right to make design changes without notice.

All sales are subject to Johanson Technology, Inc. terms and conditions.



www.johansontechnology.com

4001 Calle Tecate • Camarillo, CA 93012, USA • TEL +1.805.389.1166

Ver 1.0

2018 Johanson Technology, Inc. All Rights Reserved

High Frequency Ceramic Solutions

2.8 - 6.0GHz Wideband Ceramic Balun, 1:1 Impedance Ratio, EIA 0805 **P/N 4400BL15A0050**

Detail Specification: 5/18/2018

Page 4 of 4

More Filter-Balun info at:

www.johansontechnology.com/baluns

Packaging information

www.johansontechnology.com/tape-reel-packaging

Soldering Information

www.johansontechnology.com/ipcsoldering-profile

MSL Info

www.johansontechnology.com/msl-rating

Recommended Storage Condition and Max Shelf Life

www.johansontechnology.com/recommended-storage-conditions

RoHS Compliance

www.johansontechnology.com/rohs-compliance

Layout review services

www.johansontechnology.com/ask-a-question

Antenna layout review, tuning, and characterization services

www.johansontechnology.com/ipc-antenna-services

Johanson Technology, Inc. reserves the right to make design changes without notice.

All sales are subject to Johanson Technology, Inc. terms and conditions.



www.johansontechnology.com

4001 Calle Tecate • Camarillo, CA 93012, USA • TEL +1.805.389.1166

Ver 1.0

2018 Johanson Technology, Inc. All Rights Reserved

Mouser Electronics

Authorized Distributor

Click to View Pricing, Inventory, Delivery & Lifecycle Information:

Johanson:

[4400BL15A0050E](#) [4400BL15A0100E](#)