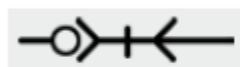


**Datasheet**

# Brass Pneumatic Quick Connect Coupling, G 3/8 Female, Threaded

RS Stock number 667-1989

## 026 [Quick Release Pneumatic Couplings]


**SUPER FLOW LINE**

**Interchangeability**

 TST 025, RECTUS 25, PARKER PE  
 RECTUS 26, CEJN 320, JWL 520,  
 JWL 530

**Temperature Range**

-20 C +100 C ( -4 F +212 F )

**Working Pressure**

0 - 35 bar ( 0 - 500 PSI )

**Flow Capacity**

NW - 7,5

**Standard version**

 Brass Nickel Plated  
 Buna ( M )

**Options**

F - Straight Flow

K - Chrome Plated

N - Nickel Plated

S - Stainless Steel

V - Viton Seal

**Material**

Coupler Body : Laiton Brass

Sleeve : Laiton Brass

Valve : Laiton Brass

Springs : Stainless Steel

Locking O-Ring : Stainless Steel

Pims : Stainless Steel

Seals : Buna ( M )

Plug : Brass Nickel Plated

**Couplers and Plugs**
**Connection**
**Order No**
**SW**
**Lenght**
**Dia**

G 1/8"

026 EG 10

21

41

25

G 1/4"

026 EG 13

21

41

25

G 3/8"

026 EG 17

21

41

25

G 1/2"

026 EG 21

21

44

25

**Male Thread Coupler**

M 14X1,5

026 EG 14

21

42

25

M 16X1,5

026 EG 16

21

43

25

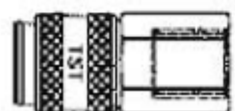
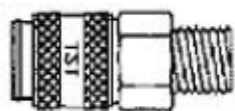
M 18X1,5

026 EG 18

21

43

25


**Female Thread Coupler**

G 1/4"

026 DG 13

21

41

25

G 3/8"

026 DG 17

21

41

25

G 1/2"

026 DG 21

24

41

25

M 14X1,5

026 DG 14

21

44

25

M 16X1,5

026 DG 16

21

41

25

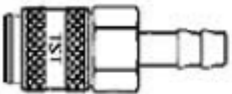
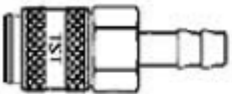


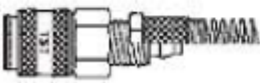
M18X1,5

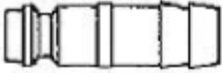
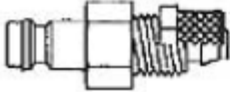

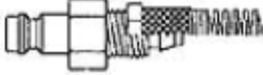
026 DG 18

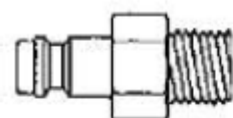
22

41

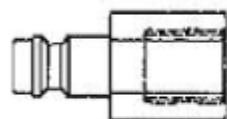
25

 Standart Hose Barb Coupler	6 mm 1/4"	026 HU 06	21	55	25
	8 mm 5/16"	026 HU 08	21	55	25
	9 mm 5/14 "	026 HU 09	21	55	25
	10 mm 3/8"	026 HU 10	21	55	25
	13 mm 1/2"	026 HU 13	21	55	25
 Standart Hose Barb Coupler	6 mm Parker 1/4"	026 HG 06 P	21	55	25
	10 mm Parker 3/8"	026 HG 10 P	21	58	25
	13 mm Parker 1/2"	026 HG 13	21	62	25
 Plastic Hose Coupler	6x8mm-m12x1	026 PG 06	21	60	25
	8x10mm- M16x1	026 PG 08	21	63	25
	9x12mm- M16x1	026 PG 09	21	72	25
 Panel Mound Standart Hose Coupler	6 mm-M12x1	026 MG 06	21	60	25
	8 mm-M12x1	026 MG 08	21	63	25
	10 mm-G1/4"	026 MG 10	21	72	25
 Plastic Hose Coupler With Spring	6X8mm- M12X1	026 YG 06	21	133	25
	8x10mm- M16x1	026 YG 08	21	148	25
	9x12mm- M16x1	026 YG 09	21	148	25

	6 mm 1/4"	026 HU 06		46
	8 mm 5/16"	026 HU 08		46
	9 mm 5/14"	026 HU 09		46
	10 mm 3/8"	026 HU 10		46
	13 mm 1/2"	026 HU 13		46
 Standart Hose Barb	6 mm Parker 1/4"	026 HU 06 P		43
	10 mm Parker 3/8"	026 HU 10 P		46
	13 mm Parker 1/2"	026 HU 13 P		50
 Plastic Hose Plug	4X6-mm- M10X1	026 PU 04		34
	6X8mm- M112x1	026 PU 06		34
	8x10mm-12x1	026 PU 08		42
	3x12mm- M16x1	026 PU 09		42
 Panel Mound Standard Hose Plug	6 mm-M12x1	026 MU 06	14	56
	8 mm-M12x1	026 MU 08	14	56
	10 mm-M14x1	026 PU10	17	56
 Plastic Hose Plug With Spring	4X6mm- M10X1	026 YU 04		120
	6X8mm- M12x1	026 YU 06		120
	8x10mm- M16x1	026 YU 08		140
	9x12mm- M16x1	026 YU 09		140


**Male Thread Plug**

<b>G 1/8"</b>	<b>026 EU 10</b>	<b>13</b>	<b>33</b>
<b>G 1/4"</b>	<b>026 EU 13</b>	<b>14</b>	<b>37</b>
<b>G 3/8"</b>	<b>026 EU 17</b>	<b>17</b>	<b>37</b>
<b>G 1/2"</b>	<b>026 EU 21</b>	<b>22</b>	<b>43</b>
<b>M 14X 1,5</b>	<b>026 EU 14</b>	<b>17</b>	<b>34</b>
<b>M 16X 1,5</b>	<b>026 EU 16</b>	<b>19</b>	<b>36</b>
<b>M 18X1,5</b>	<b>026 EU 18</b>	<b>19</b>	<b>37</b>


**Female Thread Plug**

<b>G 1/8"</b>	<b>026 DU 10</b>	<b>14</b>	<b>32</b>
<b>G 1/4"</b>	<b>026 DU 13</b>	<b>17</b>	<b>33</b>
<b>G 3/8"</b>	<b>026 DU 17</b>	<b>19</b>	<b>33</b>
<b>G 1/2"</b>	<b>026 DU 21</b>	<b>24</b>	<b>36</b>
<b>M 14X1.25</b>	<b>026 DU 14-1</b>	<b>17</b>	<b>33</b>
<b>M 14X1,5</b>	<b>026 DU 14</b>	<b>17</b>	<b>33</b>
<b>M 16X1,5</b>	<b>026 DU 16</b>	<b>19</b>	<b>33</b>
<b>M 18X1,5</b>	<b>026 DU 18</b>	<b>22</b>	<b>36</b>


**2 way coupler**

<b>G 3/8"</b>	<b>026 2G 17</b>
<b>G 1/2"</b>	<b>026 2G 21</b>


**3 way coupler**

<b>G 3/8"</b>	<b>026 3G 17</b>
<b>G 1/2"</b>	<b>026 3G 21</b>