

IEC Connector C19, Rewireable, Straight



Rewireable connector



Example with assembled cable

C19



70 °C

See below:

[Approvals and Compliances](#)

**Description**

- Connector :  
Screwing cable terminal ,
- 1 Function :  
Pin temperature 70 °C , Protection class I
- Cable diameter max. 13.0 mm
- For max. wire size 12AWG / 2.5 mm<sup>2</sup>
- Note: cable guard has to be ordered separately, mating cable guards please find under accessories

**Characteristics**

- Suitable for use in equipment according to IEC/UL 60950

**Weblinks**

[pdf datasheet](#), [html-datasheet](#), [General Product Information](#), [Distributor-Stock-Check](#), [Accessories](#), [Detailed request for product](#)

**Technical Data**

Ratings IEC	16A / 250VAC; 50Hz
Ratings UL/CSA	21A / 125/250VAC; 60Hz
Dielectric Strength	> 3kVAC between L-N > 1.5kVAC between L/N-PE (1 min/50Hz)
Allowable Operation Temperature	-25 °C to 70 °C
IP-Protection	from front side IP 20 acc. to IEC 60529
Insulation cover	Suitable for appliances with protection class I acc. to IEC 61140
Terminal	Screw clamps
Material: Housing	PA6, black, UL 94V-0

appliance inlet/-outlet	C19 acc. to IEC 60320-1 UL 498, CSA C22.2 no. 42 (for cold conditions) pin-temperature 70 °C, 16A, Protection Class I
-------------------------	--

**Approvals and Compliances**

Detailed information on product approvals, code requirements, usage instructions and detailed test conditions can be looked up in [Details about Approvals](#)

**Approvals**





The approval mark is used by the testing authorities to certify compliance with the safety requirements placed on electronic products.

Approval Reference Type: 0104U

Approval Logo	Certificates	Certification Body	Description
	<a href="#">VDE Approvals</a>	VDE	Certificate Number: 40036952
	<a href="#">UL Approvals</a>	UL	UL File Number: E103791
	<a href="#">CSA Approvals</a>	CSA	CSA Certification Record: 027324


## Product standards

Product standards that are referenced

Organization	Design	Standard	Description
	Designed according to	IEC 60320-1	Appliance couplers for household and similar general purposes
	Designed according to	IEC 60320-1	Appliance couplers for household and similar general purposes
	Designed according to	UL 498	Standard for Attachment Plugs and Receptacles
	Designed according to	CSA C22.2 no. 42	General Use Receptacles, Attachment Plugs, and Similar Wiring Devices





## Application standards

Application standards where the product can be used

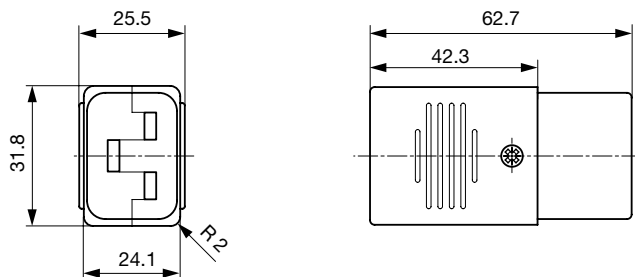
Organization	Design	Standard	Description
	Designed for applications acc.	IEC/UL 60950	IEC 60950-1 includes the basic requirements for the safety of information technology equipment.

## Compliances

The product complies with following Guide Lines

Identification	Details	Initiator	Description
	<a href="#">CE declaration of conformity</a>	SCHURTER AG	The CE marking declares that the product complies with the applicable requirements laid down in the harmonisation of Community legislation on its affixing in accordance with EU Regulation 765/2008.
	RoHS	SCHURTER AG	EU Directive RoHS 2011/65/EU
	China RoHS	SCHURTER AG	The law SJ / T 11363-2006 (China RoHS) has been in force since 1 March 2007. It is similar to the EU directive RoHS.
	REACH	SCHURTER AG	On 1 June 2007, Regulation (EC) No 1907/2006 on the Registration, Evaluation, Authorization and Restriction of Chemicals 1 (abbreviated as "REACH") entered into force.

## Dimensions [mm]



## All Variants

Color	Max. cable diameter	Max. wire size	Order Number
black	13 mm	3 x 2.5 mm <sup>2</sup> / 3 x 12 AWG	4310.0005

 Most Popular.

Availability for all products can be searched real-time: <https://www.schurter.com/en/Stock-Check/Stock-Check-SCHURTER>

Max. torque for screws: Terminals: 0.8 Nm, Cable clamps: 0.4 Nm, Cover: 0.5 Nm

**Packaging unit** 50 Pcs

**Accessories**

**Description**



**Cable Guard KT14**  
 PVC Cable Guard for rewireable connectors

**Mating Inlets/Plugs**

**Category / Description**

[Appliance Inlet Overview complete](#)



IEC Appliance Inlet C20, Screw-on Mounting, Rear Side, PCB Terminal	1601
IEC Appliance Inlet C20, Screw-on Mounting, Front Side, Solder or Quick-connect Terminal	4798
IEC Appliance Inlet C20, Snap-in Mounting, Front Side, Solder or Quick-connect Terminal	4793
IEC Appliance Inlet C20, Screw-on Mounting, Front Side, Solder, Quick-connect or Screw Terminal	1621

[Appliance Inlet further types to 0104U](#)



[Appliance inlets/-outlets Overview complete](#)

Plug Coupler IEC C20 / IEC J, Screw-on Mounting	4730
---	------

[Appliance inlets/-outlets further types to 0104U](#)

[IEC Inlet Filter Overview complete](#)



IEC Appliance Inlet C20 with Filter, ECO design, front or rear side Mounting	5130
C20F, 20 A, prewired, Standard and Medical Version, Solder, quick connect or wires (stranded), Capacitor: X2, Screw, Mounting Front-/Rear-Side, Power Entry Modules with Filter	C20F
C20F, 20 A, prewired, Standard and Medical Version, Solder, quick connect or wires (stranded), Capacitor: X2, Screw, Mounting Front-/Rear-Side, Power Entry Modules with Filter	C22F

[IEC Inlet Filter further types to 0104U](#)

[Plug Overview complete](#)



IEC Plug I, Cord Connector (Rewireable), Straight	4796
IEC Plug I, Cord Connector (Rewireable), Angled	4789

[Plug further types to 0104U](#)

[Power Entry Module Overview complete](#)



IEC Appliance Inlet C20 with Line Switch, 2-pole	EC11
0 0 0 0 0	6136
IEC Appliance Inlet C20 with Circuit Breaker TA45	EF11

[Power Entry Module further types to 0104U](#)

**Category / Description**



[Power Entry Module with line filter Overview complete](#)

EC12, 20 A, prewired, Standard and Medical Version, Quick connect terminals 6.3 x 0.8 mm, Capacitor: X2, Screw, Mounting Front-Side, Power Entry Modules with Filter

EC12

IEC Appliance Inlet C20 with Filter, Circuit Breaker TA45 (recessed)

EF12

[Power Entry Module with line filter further types to 0104U](#)