

JK-SMD0603-003 PPTC DEVICES

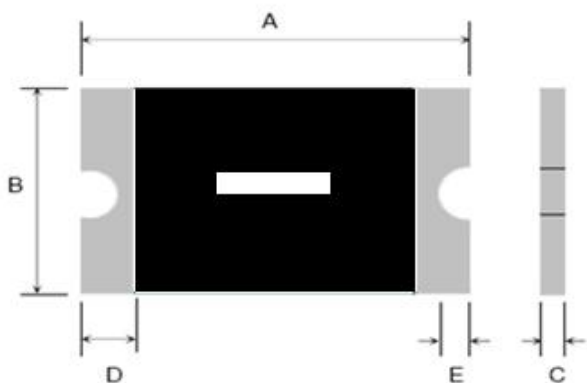
Edition: A0

Part Number: Q/JKTD-30-003

Page No: 1 OF 4



金瑞电子材料
Jinrui Electronic material



Terminal pad materials :Tin-Plated Nickle-copper

Terminal pad solderability : Meets EIA specification RS 186-9E and ANSI/J-STD-002 Category 3.

Marking : Part identification — =003

Table1 :DIMENTION(Unit : mm)

Model	Marki	A		B		C		D	E
		Min.	Max.	Min.	Max.	Min.	Max	Min.	Max.
JK-SMD0603-003	—	1.45	1.85	0.65	1.05	0.40	1.00	0.15	0.40

Table2 :PERFORMANCE RATINGS:

Model	Marking	V_{max} (Vdc)	I_{max} (A)	I_{hold} @25°C (A)	I_{trip} @25°C (A)	P_d Typ (W)	Maximum Time To Trip		Resistance	
							Current (A)	Time (Sec)	$R1_{min}$ (Ω)	$R1_{max}$ (Ω)
JK-SMD0603-003	—	30.0	40	0.03	0.09	0.50	0.2	1.00	6.0	65.000

Table3:Test Conditons and Standards

Item	Test Conditon	Standard
Initial Resistance	25°C	6.00~65.000Ω
I_H	25°C, 0.03A, 60min	No Trip
T_{trip}	25°C, 0.2A	≤1.0S
Trip endurance	30V, 40A, 60min	No arcing or burning

Operating Temperature: -40°C TO 85°C

Packaging: Bulk ,5000pcs per bag

SHENZHEN JINRUI ELECTRONIC MATERIAL CO.,LTD

6 F DISTRICT NO. 3000046 BLDG Hi-Tech SCIENCE &

INDUSTRY PARK SHANGKENG COMMUNITY GUANLAN STREET BAOAN SHENZHEN

TEL: 0755—26546327 26584158

FAX: 0755—26546562

Web Site: www.jkpptc.com

E-mail:customer@jkpptc.com

JK-SMD0603-003 PPTC DEVICES

Part Number: Q/JKTD-30-003

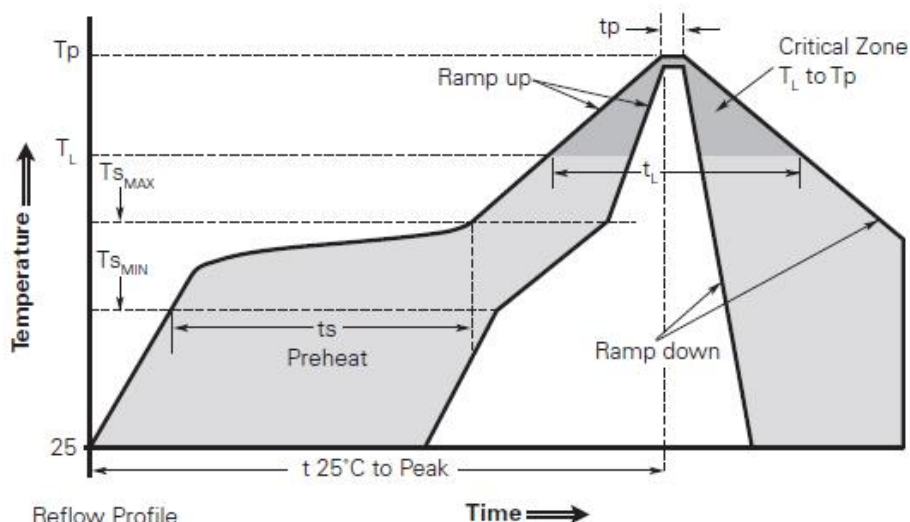
Edition: A0

Page No: 2 OF 4



金瑞电子材料
Jinrui Electronic material

Solder reflow conditions



Profile Feature	Pb-Free Assembly
Average ramp up rate (Ts_{MAX} to Tp)	3°C/second max.
Preheat	
• Temperature min. (Ts _{MIN})	150°C
• Temperature max. (Ts _{MAX})	200°C
• Time (ts _{MIN} to ts _{MAX})	60-120 seconds
Time maintained above:	
• Temperature (T _L)	217°C
• Time (t _L)	60-150 seconds
Peak/Classification temperature (Tp)	260°C
Time within 5°C of actual peak temperature	
Time (tp)	30 seconds max.
Ramp down rate	3°C/second max.
Time 25°C to peak temperature	8 minutes max.

Note: All temperatures refer to topside of the package, measured on the package body surface.

- Recommended reflow methods: IR, vapor phase oven, hot air oven, N2 environment for lead-free.
- Devices are not designed to be wave soldered to the bottom side of the board.
- Recommended maximum paste thickness is 0.25mm (0.010inch).
- Devices can be cleaned using standard industry methods and solvents.
- Soldering temperature profile meets RoHs leadfree process.

Notes: If reflow temperatures exceed the recommended profile, devices may not meet the performance requirements

SHENZHEN JINRUI ELECTRONIC MATERIAL CO.,LTD

6 F DISTRICT NO. 3000046 BLDG Hi-Tech SCIENCE &

INDUSTRY PARK SHANGKENG COMMUNITY GUANLAN STREET BAOAN SHENZHEN

TEL: 0755-26546327 26584158

FAX: 0755-26546562

Web Site: www.jkpptc.com

E-mail: customer@jkpptc.com

JK-SMD0603-003 PPTC DEVICES

Part Number: Q/JKTD-30-003

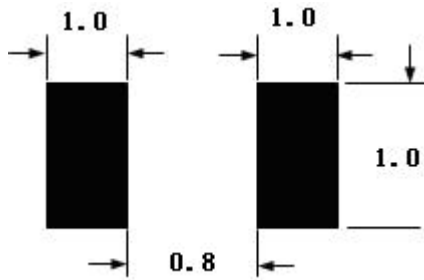
Edition: A0

Page No: 3 OF 4

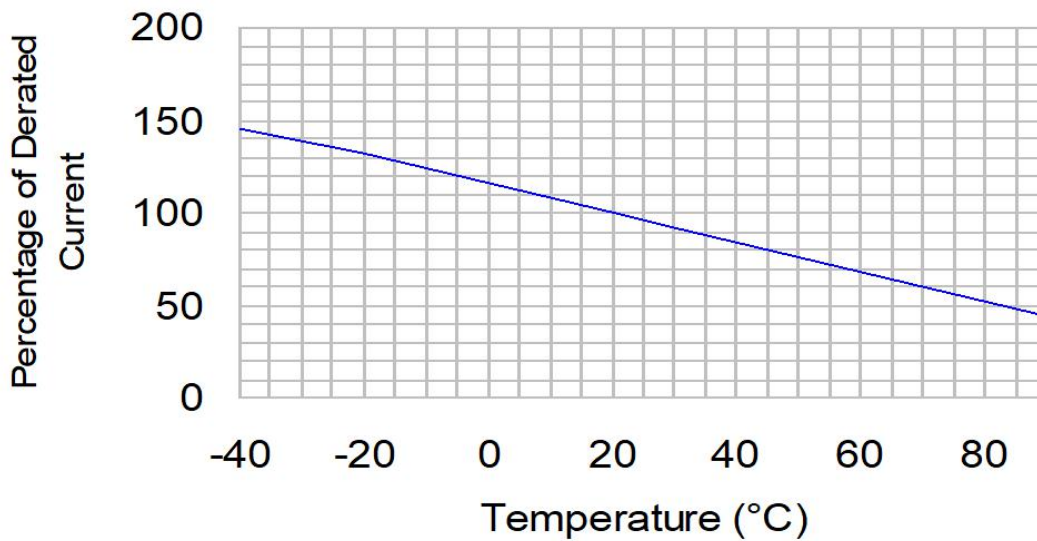


金瑞电子材料
Jinrui Electronic material

Recommended pad layout (mm)



Derating Curves for SMD0603 Series



SHENZHEN JINRUI ELECTRONIC MATERIAL CO.,LTD

6 F DISTRICT NO. 3000046 BLDG Hi-Tech SCIENCE &

INDUSTRY PARK SHANGKENG COMMUNITY GUANLAN STREET BAOAN SHENZHEN

TEL: 0755-26546327 26584158

FAX: 0755-26546562

Web Site: www.jkpptc.com

E-mail: customer@jkpptc.com

JK-SMD0603-004 PPTC DEVICES

Edition: A0

Part Number: Q/JKTD-30-004

Page No: 4 OF 4



金瑞电子材料
Jinrui Electronic material

WARNING

- Use PPTC beyond the maximum ratings or improper use may result in device damage and possible electrical arcing and flame.
- PPTC are intended for protection against occasional over current or over temperature fault conditions and should not be used when repeated fault conditions or prolonged trip events are anticipated.
- Device performance can be impacted negatively if devices are handled in a manner inconsistent with recommended electronic, thermal, and mechanical procedures for electronic components.
- Use PPTC with a large inductance in circuit will generate a circuit voltage ($L di/dt$) above the rated voltage of the PPTC.
- Avoid impact PPTC device its thermal expansion like placed under pressure or installed in limited space.
- Contamination of the PPTC material with certain silicon based oils or some aggressive solvents can adversely impact the performance of the devices. PPTC SMD can be cleaned by standard methods.
- Requests that customers comply with our recommended solder pad layouts and recommended reflow profile. Improper board layouts or reflow profile could negatively impact solderability performance of our devices.

SHENZHEN JINRUI ELECTRONIC MATERIAL CO.,LTD

6 F DISTRICT NO. 3000046 BLDG Hi-Tech SCIENCE &

INDUSTRY PARK SHANGKENG COMMUNITY GUANLAN STREET BAOAN SHENZHEN

TEL: 0755—26546327 26584158

FAX: 0755—26546562

Web Site: www.jkpptc.com

E-mail: customer@jkpptc.com