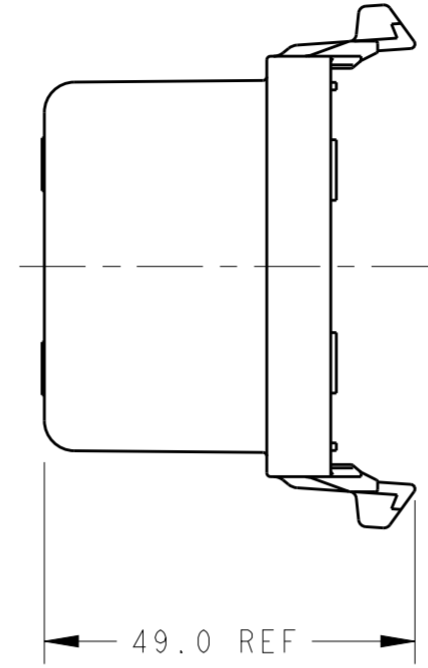
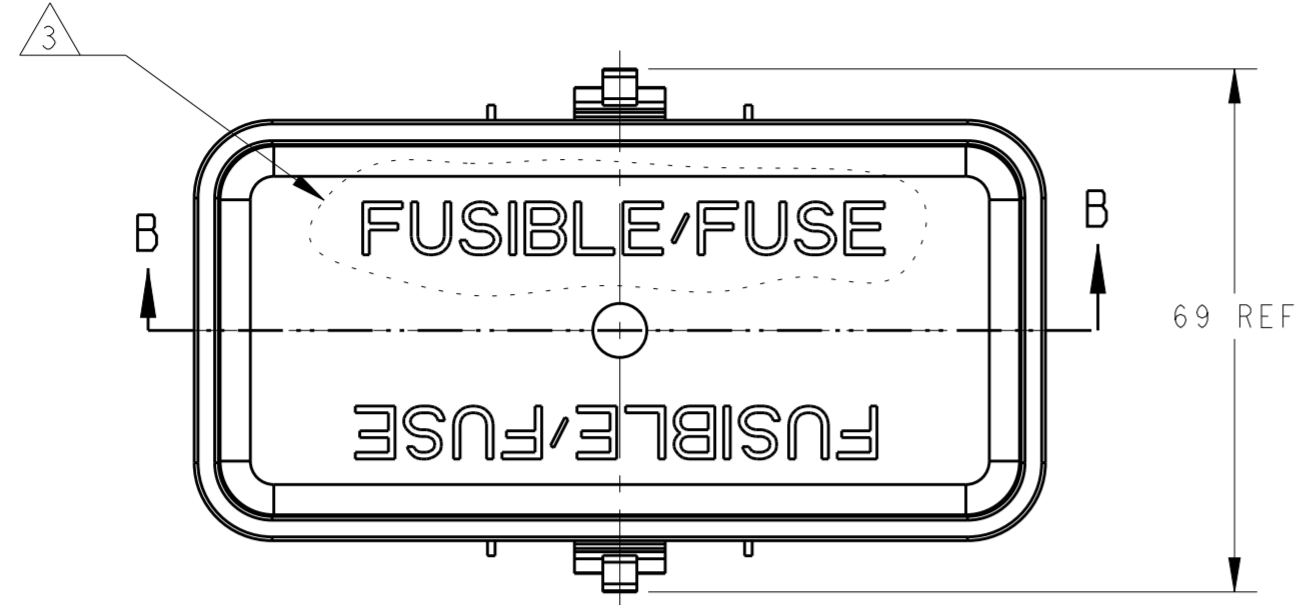
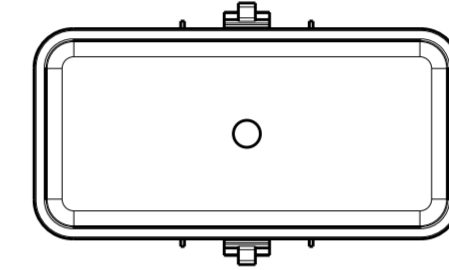


THIS DRAWING IS UNPUBLISHED. RELEASED FOR PUBLICATION 20
 © COPYRIGHT 20 ALL RIGHTS RESERVED.

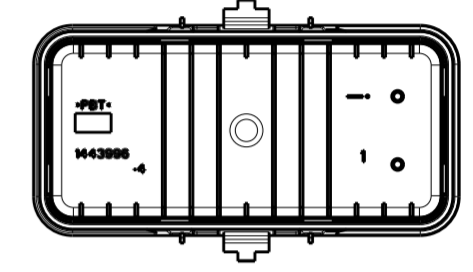
REVISIONS				
P	LTR	DESCRIPTION	DATE	APVD
	A3	REVISED PER ECO-15-015644	01DEC2015	DD JS



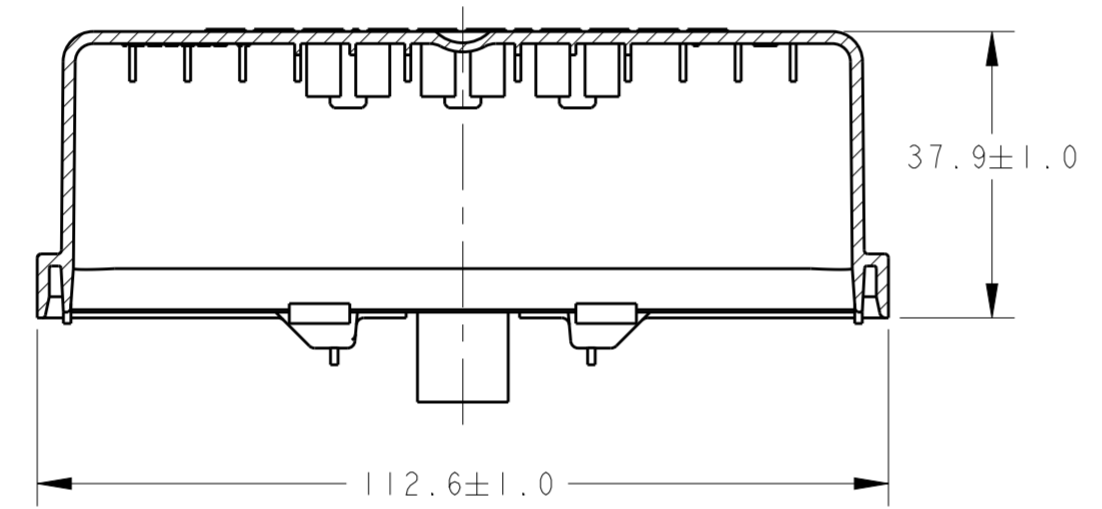
- ① MATERIAL- PBT, BLACK
- ② SPARE MINI FUSE HOLDERS, 1443996-1 AND 1443996-3 ONLY.
- ③ TOPSIDE RAISED TEXT: "FUSIBLE/FUSE", 1443996-1 AND 1443996-2 ONLY.



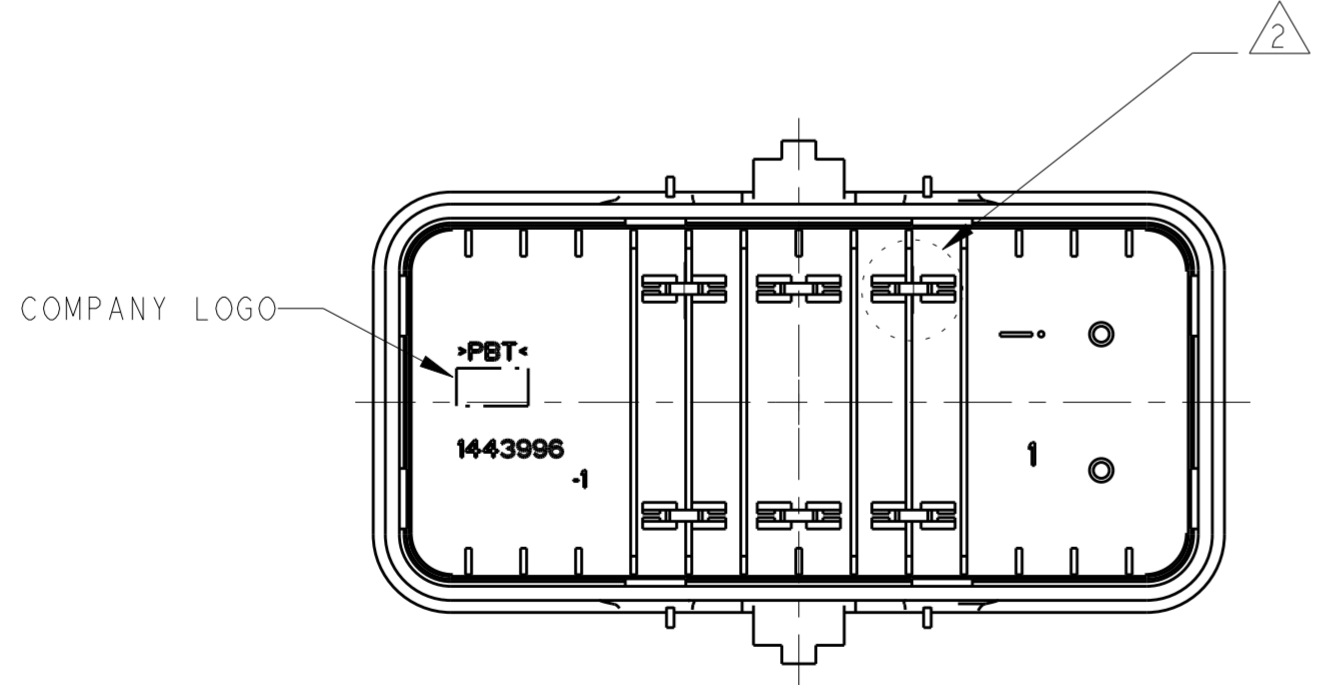
SCALE 1:2
NO TOPSIDE GRAPHICS
1443996-3 AND 1443996-4



SCALE 1:2
W/O FUSE HOLDER
1443996-2 AND 1443996-4



SECTION B-B



SCALE 1:1
1443996-1 SHOWN

COVER, 60 POS, W/O FUSE HOLDER, NO TOPSIDE GRAPHICS.	1443996-4
COVER, 60 POS, NO TOPSIDE GRAPHICS	1443996-3 ②
COVER, 60 POS, W/O FUSE HOLDER	1443996-2 ③
COVER, 60 POSITION	1443996-1 ② ③
DESCRIPTION	PART NUMBER

THIS DRAWING IS A CONTROLLED DOCUMENT.		DWN K BOYD 17MAY2005	TE Connectivity	
DIMENSIONS: mm		CHK K BOYD 17MAY2005		
TOLERANCES UNLESS OTHERWISE SPECIFIED:		APVD R MCCRAW 17MAY2005	NAME COVER, 60 POSITION	
0 PLC ±1	1 PLC ±0.25	PRODUCT SPEC	SIZE CAGE CODE DRAWING NO RESTRICTED TO	
2 PLC ±0.15	3 PLC ±	APPLICATION SPEC	A200779 C-1443996	
4 PLC ±	ANGLES ±	WEIGHT	SCALE 1:1 SHEET OF REV A3	
MATERIAL ①	FINISH	CUSTOMER DRAWING		

Mouser Electronics

Authorized Distributor

Click to View Pricing, Inventory, Delivery & Lifecycle Information:

[TE Connectivity:](#)

[1443996-1](#)