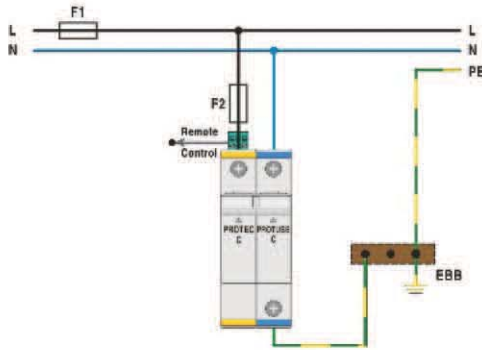


**Multi-pole
Surge Arrester**

$I_{max} = 45kA$ per pole (8/20)

DVSC275 45 2 TT

TT Network (Single-phase)

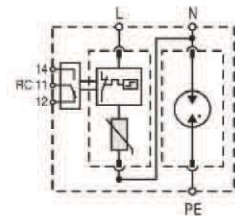


Technical data

Type	
In accordance with	EC-61643-1
Max. continuous operating voltage (AC/DC)	U_C 275/350V
Nominal discharge current (8/20) I_n (MOV/GDT)	20/20kA
Max. discharge current (8/20) I_{max} (MOV/GDT)	45/40kA
Protection level	U_p (MOV) < 1.5kV U_p (GDT) < 2.0kV
Follow current	I_f (GDT) > 100A RMS
Response time	t_A (MOV/GDT) < 25ns / 100ns
Residual current at U	I_{PE} (MOV/GDT) < 1.5mA / -
Thermal protection	(MOV/GDT) YES
Terminal screw torque	max 4.5Nm
Back-up fuse (if mains > 125 A) (MOV/GDT)	125A gL / -
Short-circuit withstand current	25kA/50Hz / -
Temperature range	-40°C - +80°C
Terminal cross section	35mm ² (solid) / 25mm ² (stranded)
Mounting EN 60715	35mm top-hat rail
Degree of protection	IP 20
Housing material	thermoplastic; extinguishing degree UL 94 V-0
Dimensions DIN 43880	2TE
Weight per unit	225g
DVSC275452TT (with remote contacts)	
Remote contacts	YES
Contact ratings	AC: 250V/0.5A; 125V/3A
Terminal cross section	max. 1.5mm ²
Remote terminal torque	0.25Nm
Weight per unit	230g
Packaging dimensions (single unit)	109 x 76.5 x 41.5mm

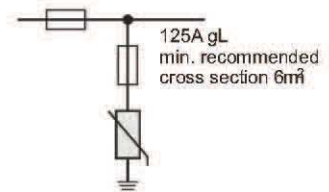
Connection diagram

DVSC275452TT



Selection of back-up fuse

>125A gL



Dimensions

