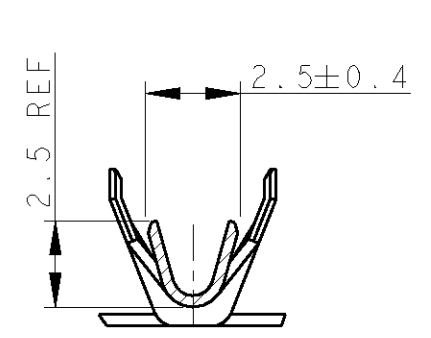
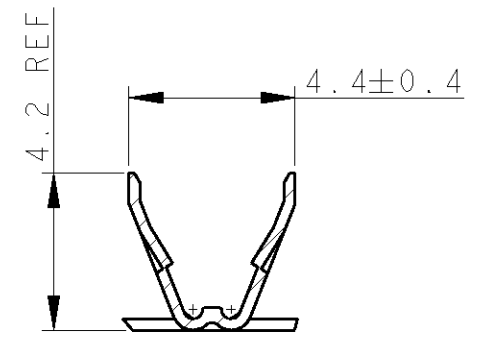


DWG NO C345206
 THIS DRAWING IS A CONTROLLED DOCUMENT.

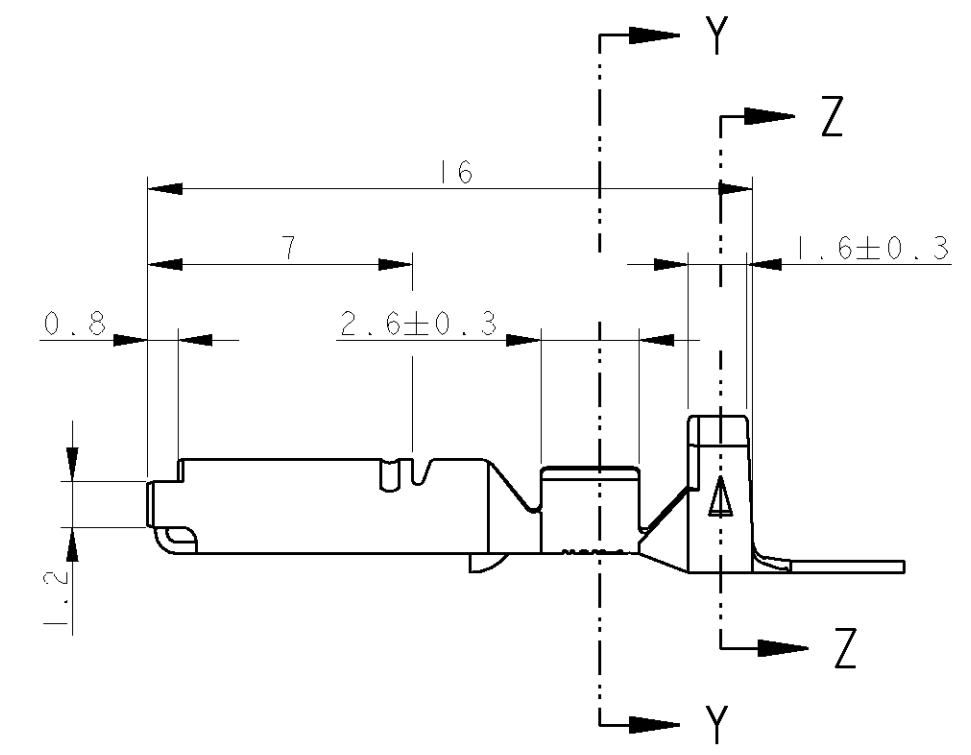
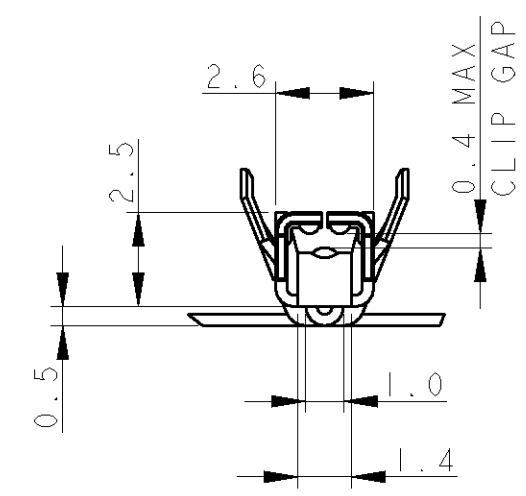
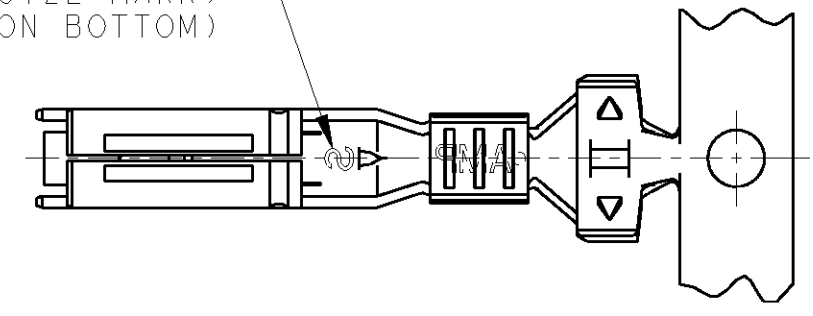


SECTION Y - Y



SECTION Z - Z

WIRE RANGE ID MARK
 ("S" SIZE MARK)
 (STAMPED ON BOTTOM)



NOTES:

1. WIRE DETAILS: 0.3-0.5mm², 1.2-2.0 INSULATION DIA.
2. SIMILAR TO PART NUMBER 173630

LOC	C	EB00-0283-02	02-08-02	MJG	BB		
B	B	EB00-0191-02	1-7-02	-	-	APPL FEED	TRIMMING BURR
	A	EB00-0215-93	18-6-93	-	-	WDW	IDW
DIST	O	RELEASE FOR PRODUCTION, ECN C6261	27-8-92	-	-	REELING	107-
E	P	LTR	REVISION RECORD	DATE	DWN	APVD	SPLICE
							115-1018

PRE-TIN FINISH	BRASS MATERIAL	345206-1 PART NO
WIRE RANGE 0.3-0.5	DIMENSIONS: mm DIMENSIONS APPLY BEFORE PLATING TOLERANCES UNLESS OTHERWISE SPECIFIED:	tyco Electronics Tyco Electronics UK Ltd, Barton Tors, Bideford, Devon, EX39 4HE. NAME: -.070 SERIES RECEPTACLE CONTACT
INSUL RANGE 1.2-2.0	2 PLC ± 0.5 3 PLC ± 0.5 ANGLES ± 0.5	
SURF AREA	CHK 02AUG2002 M. GREENER DWN 31JUL2002 D. ROUSE	SCALE: 5:1 SIZE: A3 DRAWING NO: C345206 REV: C