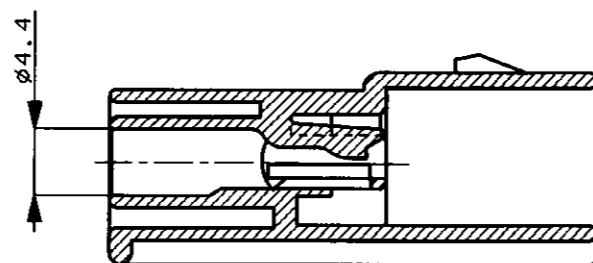
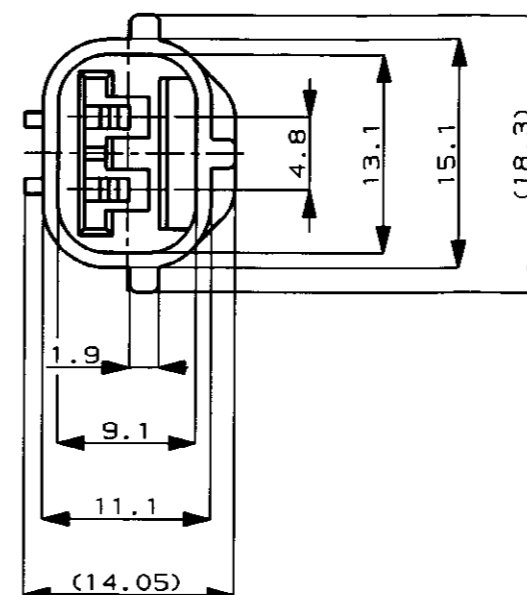
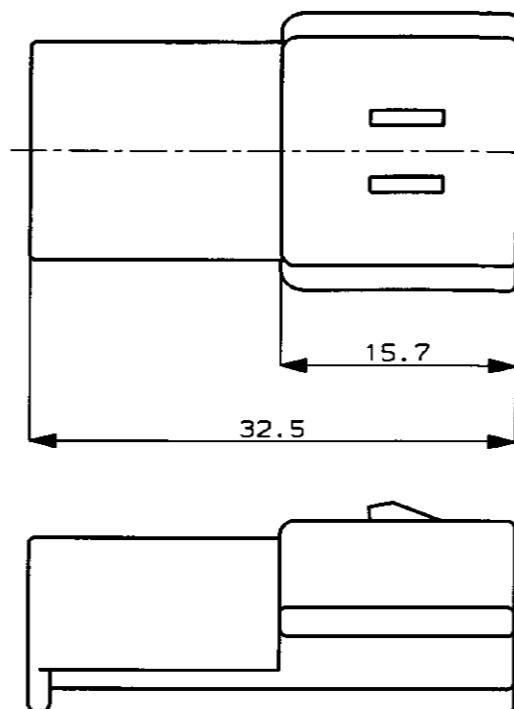
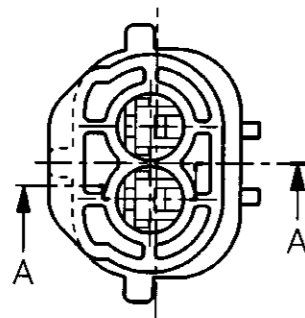


NUMBER C-174354

3rd ANGLE PROJECTION

METRIC



SECTION 断面 A-A

注 ;

- 1 かん合相手型番 : 174352, 173090
- 2 本品はダブルロックプレート P/N 174355を装着して使用する

NOTE ;

- 1 FOR PLUG HOUSING (P/N174352, 173090)
- 2 THIS PART MUST BE USED WITH DOUBLE LOCK PLATE (P/N174355)

DIMENSIONS IN MILLIMETERS. DO NOT SCALE PRINT

PRINT DIST

灰 (GRAY)	PBT	2Pos. CAP HOUSING 2極 キャップハウジング	174354-6
黒 (BLACK)	PBT	2Pos. CAP HOUSING 2極 キャップハウジング	174354-2
色 (COLOR)	材料 (MATERIAL)	名称 (NAME)	型番 (P/N)

© 19 BY AMP (Japan) LTD.
ALL RIGHTS RESERVED.
AMP PRODUCTS COVERED BY PATENTS
AND OR PATENTS PENDING

AMP AMP (JAPAN), LTD.
Tokyo, Japan

WIRE RANGE mm ² (AWG -)		INSULATION DIA mmφ		NAME 2P. ECONOSEAL J-MARK II+ CONNECTOR 2極 エコノシール J マーク II+ CAP HOUSING キャップハウジング	
MATERIAL SEE TABLE 表参照		COLOR SEE TABLE 表参照		GENERAL TOLERANCE	
A	追加 -6 FJ00-5802-96 J-10009	DR.	K. Oda 8/19'87	DE.	K. Oda 8/19'87
O	作成 RELEASED KO YM 8/24'87	CHK.	Y. MATSUSAKA 8/24'87	APP.	M. NOGUCHI 8/24'87
LTR	REVISION RECORD	DR	CHK	DATE	CHK

SIZE	LOC	NUMBER
A3	J	C-174354
SCALE	REV.	SHEET
2:1	A	1 OF 1

CUSTOMER DRAWING

Mouser Electronics

Authorized Distributor

Click to View Pricing, Inventory, Delivery & Lifecycle Information:

[TE Connectivity:](#)

[174354-2](#)