

**HiTemp ET Series Thermoelectric Cooler**

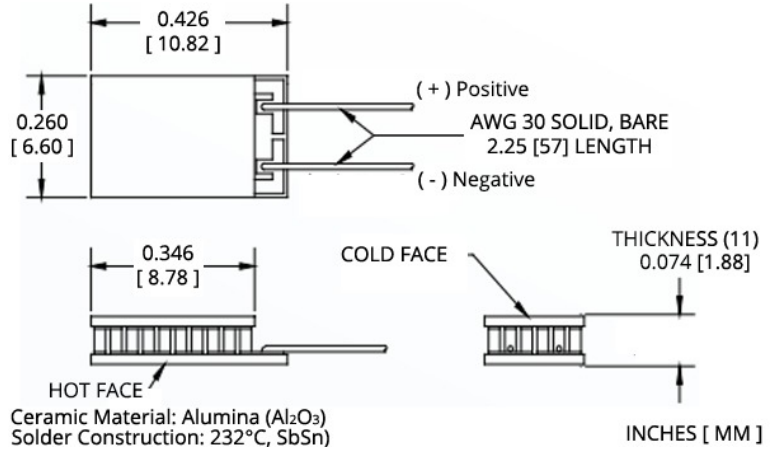
The ET20-24-F2A-0709-11-22-W2.25 high temperature Thermoelectric Cooler uses Laird's enhanced Thermoelectric Module construction preventing performance degrading copper diffusion, which is common in standard grade TEMs operating in high temperature environments exceeding 80 °C. It has a maximum Qc of 3.4 Watts when ΔT = 0 and a maximum ΔT of 77.9 °C at Qc = 0.

**Features**

- High-temperature operation
- Reliable solid-state
- No sound or vibration
- Environmentally-friendly
- RoHS-compliant

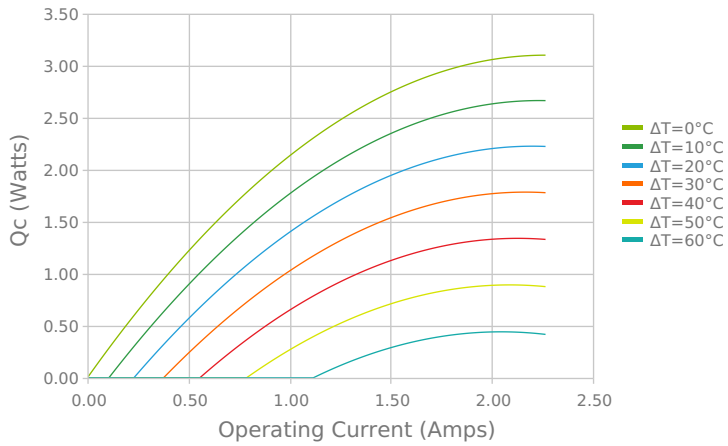
**Applications**

- Peltier Cooling for Refrigerated Centrifuges
- Peltier Cooling for Machine Vision
- Thermoelectric Cooling for CMOS Sensors
- Cooling Solutions for Autonomous Systems
- Peltier Cooling for Digital
- Light Processors

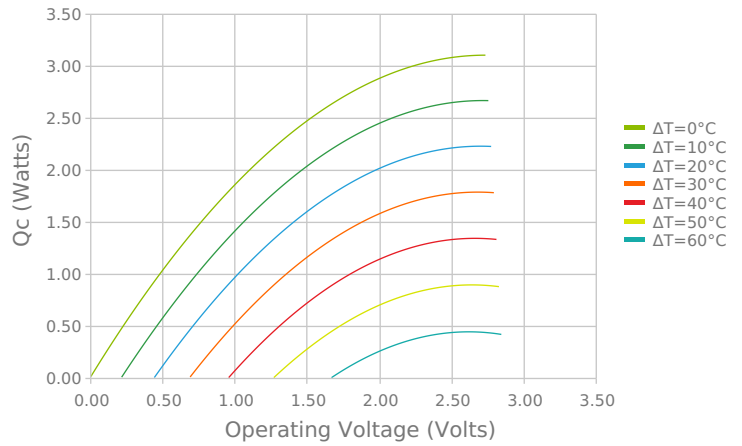


**ELECTRICAL AND THERMAL PERFORMANCE**

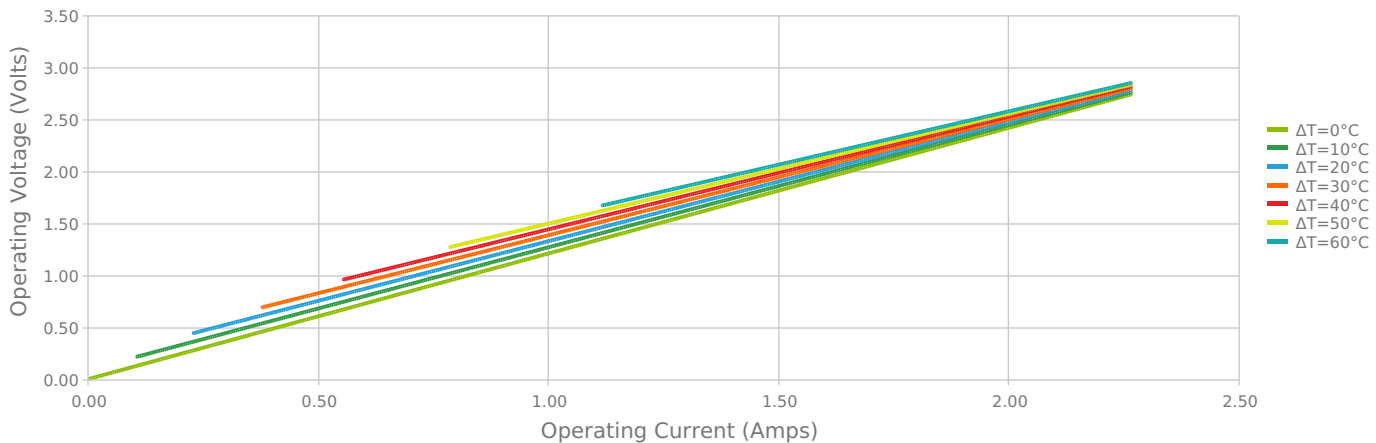
Heat Pumped at Cold Side  
 Thot = 85 °C



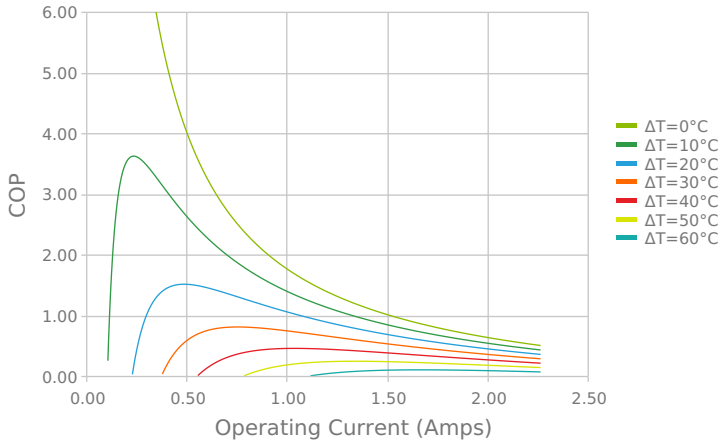
Heat Pumped at Cold Side  
 Thot = 85 °C



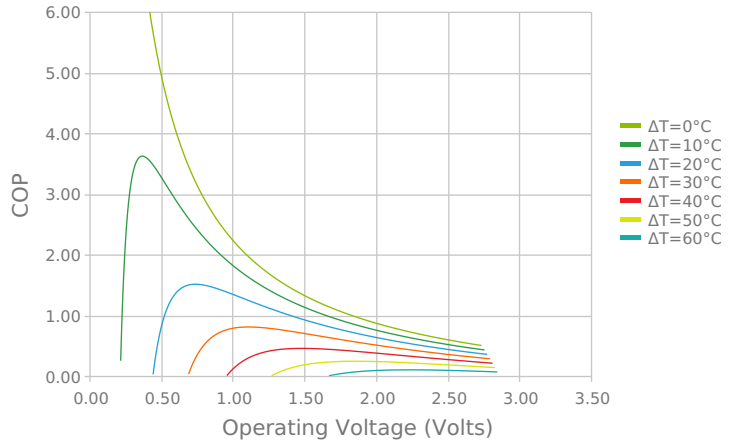
Current vs Voltage (I vs V)  
 Thot = 85 °C



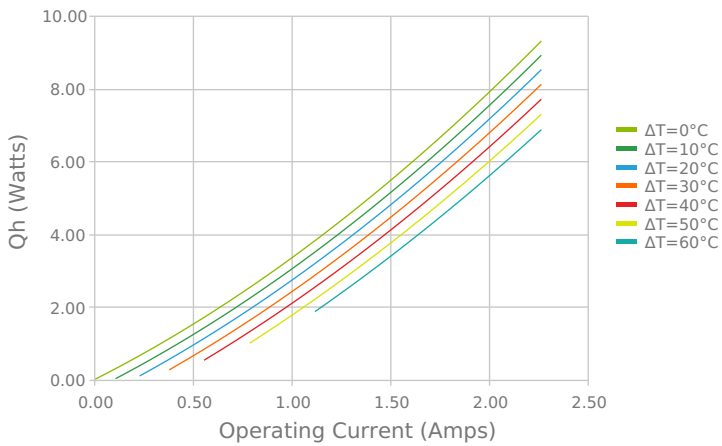
Coefficient of Performance (COP = Qc/Pin)  
Thot = 85 °C



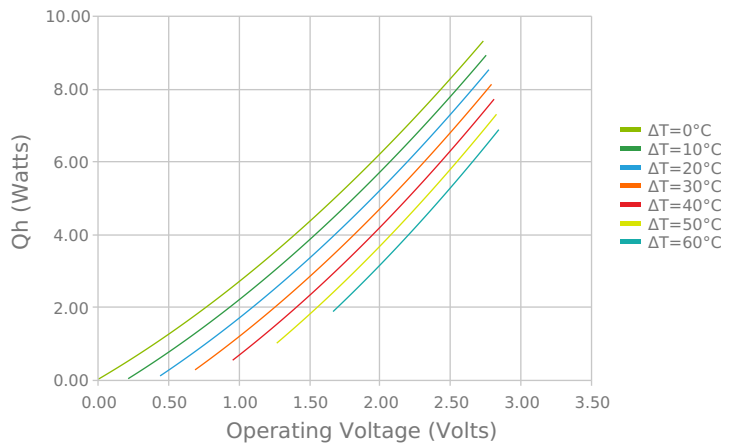
Coefficient of Performance (COP = Qc/Pin)  
Thot = 85 °C



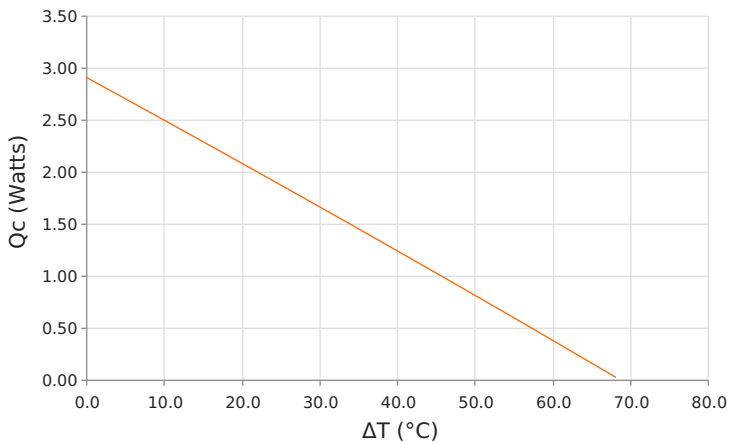
Total Heat Dissipated at Hot Side (Qh=Qc+Pin)  
Thot = 85 °C



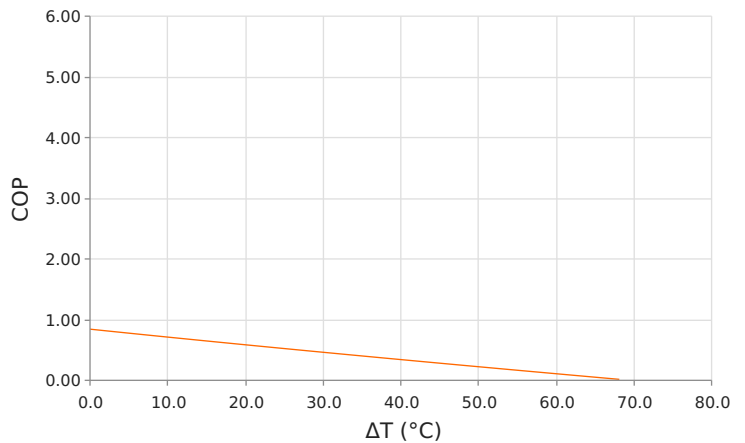
Total Heat Dissipated at Hot Side (Qh=Qc+Pin)  
Thot = 85 °C



Heat Pumped at Cold Side (Qc)  
Thot = 85 °C | Current = 1.7 Amps



Coefficient of Performance (COP = Qc/Pin)  
Thot = 85 °C | Current = 1.7 Amps



## SPECIFICATIONS\*

Hot Side Temperature	50.0 °C	85.0 °C	110.0 °C
<b>Qcmax (<math>\Delta T = 0</math>)</b>	3.4 Watts	3.7 Watts	3.8 Watts
<b><math>\Delta T_{max}</math> (<math>Q_c = 0</math>)</b>	77.9°C	89.3°C	96.2°C
<b>I<sub>max</sub> (I @ <math>\Delta T_{max}</math>)</b>	2.0 Amps	1.9 Amps	1.9 Amps
<b>V<sub>max</sub> (V @ <math>\Delta T_{max}</math>)</b>	2.9 Volts	3.3 Volts	3.6 Volts
<b>Module Resistance</b>	1.35 Ohms	1.57 Ohms	1.72 Ohms
<b>Max Operating Temperature</b>	150 °C		
<b>Weight</b>	1.0 gram(s)		

\* Specifications reflect thermoelectric coefficients updated March 2020

## FINISHING OPTIONS

Suffix	Thickness	Flatness / Parallelism	Hot Face	Cold Face	Lead Length
11	1.800 ±0.051 mm 0.071 ± 0.002 in	0.051 mm / 0.051 mm 0.002 in / 0.002 in	Lapped	Lapped	50.8 mm 2.00 in

## SEALING OPTIONS

Suffix	Sealant	Color	Temp Range	Description
	None			No sealing specified

## NOTES

1. Max operating temperature: 150°C
2. Do not exceed I<sub>max</sub> or V<sub>max</sub> when operating module
3. Reference assembly guidelines for recommended installation

Any information furnished by Laird and its agents, whether in specifications, data sheets, product catalogues or otherwise, is believed to be (but is not warranted as being) accurate and reliable, is provided for information only and does not form part of any contract with Laird. All specifications are subject to change without notice. Laird assumes no responsibility and disclaims all liability for losses or damages resulting from use of or reliance on this information. All Laird products are sold subject to the Laird Terms and Conditions of sale (including Laird's limited warranty) in effect from time to time, a copy of which will be furnished upon request.

© Copyright 2020 Laird Thermal Systems GmbH. All Rights Reserved. Laird, Laird Technologies, Laird Thermal Systems, the Laird Logo, and other word marks and logos are trademarks or registered trademarks of Laird Limited or an affiliate company thereof. Other product or service names may be the property of third parties. Nothing herein provides a license under any Laird or any third party intellectual property rights.

Date: 04/24/2020