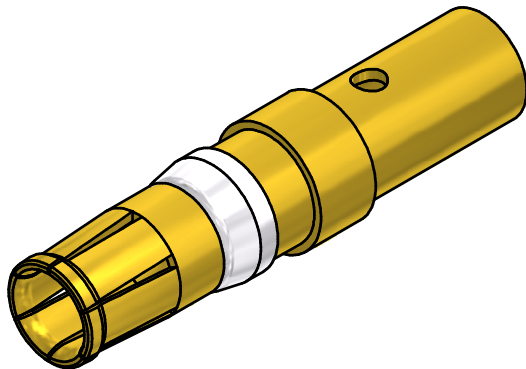
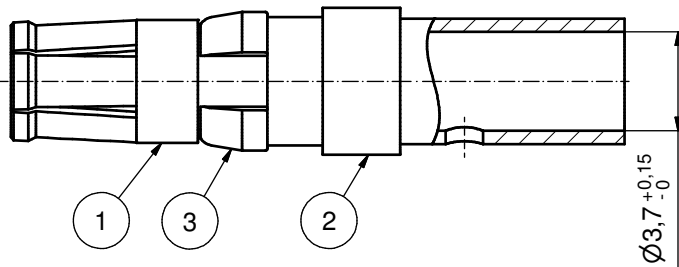
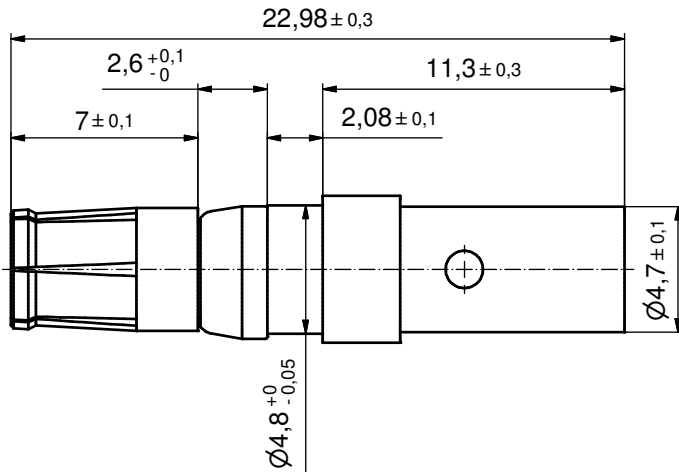


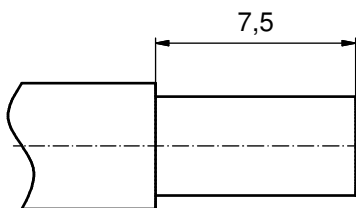
(c) (d)



(d) (b) NOTES:
 CRIMPING:
 USE CRIMP TOOL: 360X10409X
 WITH TOOL INSERT: 360X20029X
 SELECTOR SETTINGS: 7 FOR AWG 10
 6 FOR AWG 12

plating	part no.
GOLD FLASH over NICKEL	132A11039X
30µin HARD GOLD over min. 50µin NICKEL	132C11039X
50µin HARD GOLD over min. 50µin NICKEL	132J11039X

(b) STRIPPING DIMENSIONS



RoHS compliant

pos	qty	description	material	plating
3	1	RETAINING RING	COPPER ALLOY	NICKEL PLATED
2	1	REAR SIDE	COPPER ALLOY	GOLD FLASH over NICKEL
1	1	MATING SIDE	COPPER ALLOY	see table

partlist				tolerance	dim. in mm	scale:	5:1
				date	name	material:	see partlist
				drawn	23.03.98	title:	
				appd.	23.03.98	HIGH POWER CONTACT FEMALE	
				4 x d	Å5877	CRIMP VERSION 30A	
				1 x c	Å2197	D-SUB COMBINATION	
				2 x b	Å2177	dwg no:	
				a	Original	13K11E9A	
				rev.	description	part no:	
						see table	



DIN-A3
sh: 1

Mouser Electronics

Authorized Distributor

Click to View Pricing, Inventory, Delivery & Lifecycle Information:

[Amphenol:](#)

[132C11039X](#)