
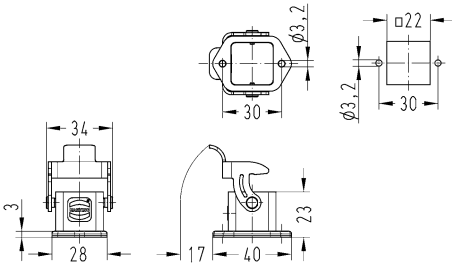

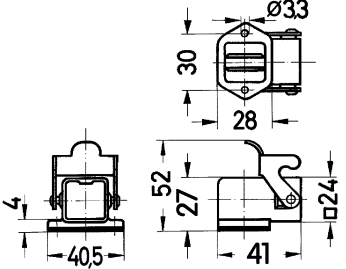

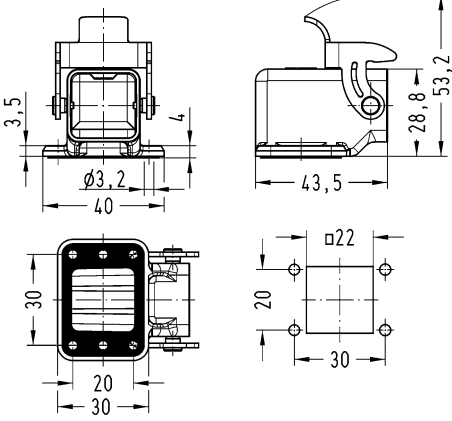

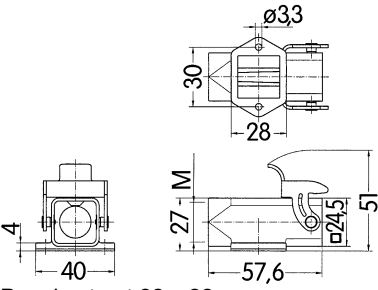


Identification	Cable entry	Part number	Drawing (dimensions in mm)
Han® EMC , Bulkhead mounted housings, Straight, for PCB termination with Han® Q 5/0 		09 62 003 0304	
Han® EMC , Bulkhead mounted housings, Angled 		09 62 003 0801	 <p>Panel cut out 22 x 22 mm</p>
Han® EMC , Bulkhead mounted housings, Angled, 4 fixing screws 		09 62 003 0810	
Han® EMC , Surface mounted housing, Top entry 	1x M20	19 62 003 1250	 <p>Panel cut out 22 x 22 mm</p>