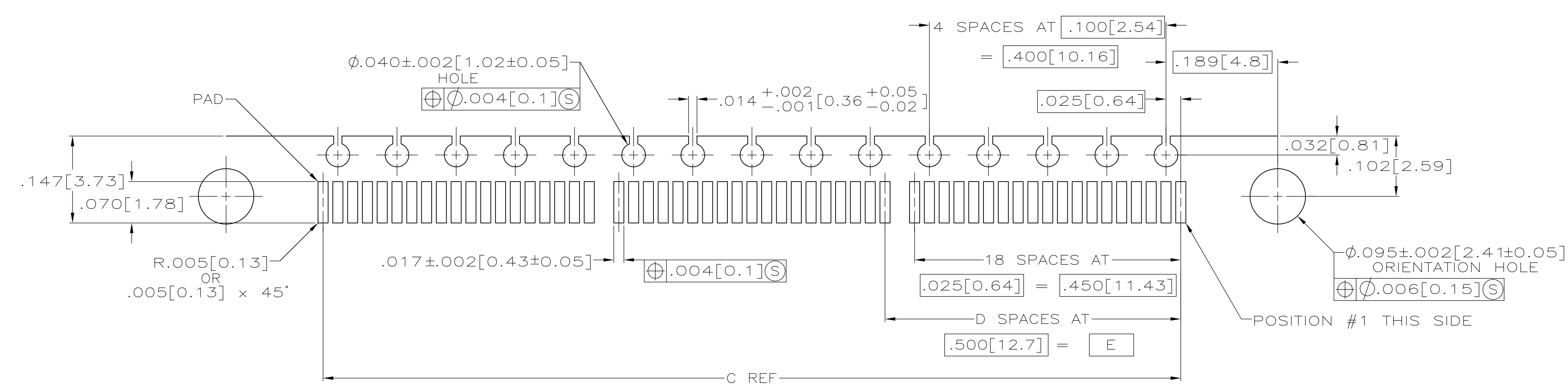
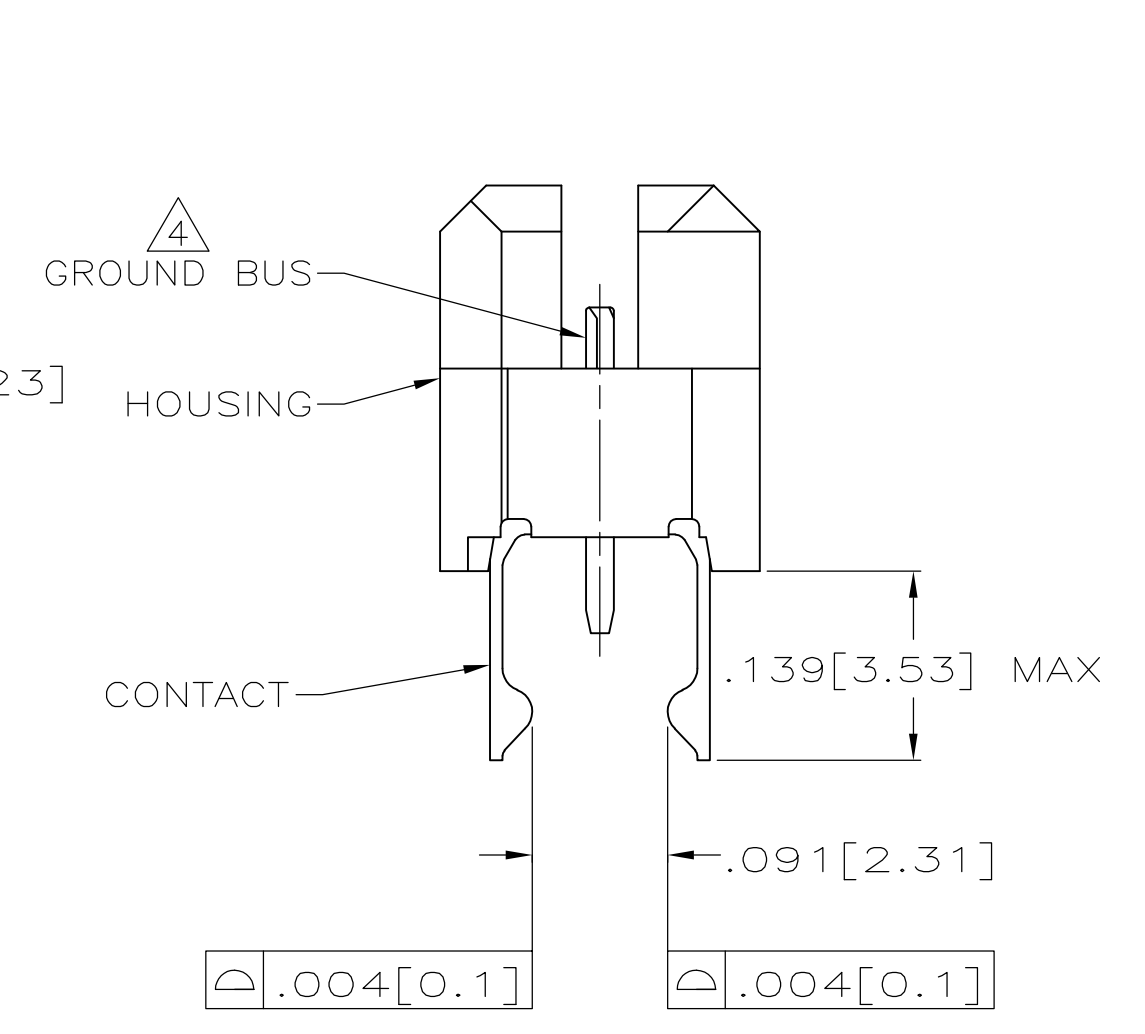
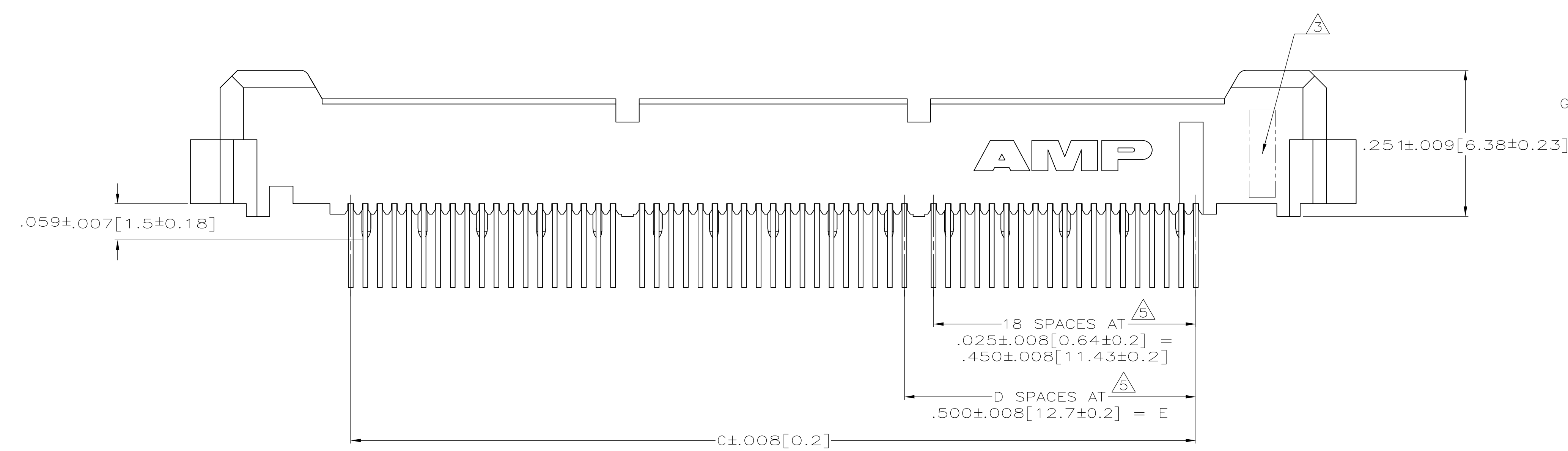


- 1 HOUSING: LIQUID CRYSTAL POLYMER, COLOR BLACK.  
CONTACTS: HIGH RELIABILITY COPPER ALLOY.  
GROUND BUSES: BRASS, UNS C26000
- 2 CONTACTS & GROUND BUSES: NICKEL UNDERPLATE ALL OVER, MATING SURFACE PLATED TO MEET LEVEL 2 PERFORMANCE REQUIREMENTS OF TE PRODUCT SPECIFICATION 108-1422, SOLDER TAILS PLATED MATTE TIN.
- 3 DATE CODE MARKED IN AREA INDICATED ON SAME SIDE AS POSITION #1.
- 4 ONE GROUND BUS WITH 5 TAILS PER EACH MODULE.
- 5 TOLERANCE NON-ACCUMULATIVE.



RECOMMENDED PC BOARD LAYOUT  
(MIRROR IMAGE ON OPPOSITE SIDE)

3.000 [76.2]	6	3.450 [87.63]	3.898 [99]	4.000 [101.6]	266	5767039-7
2.500 [63.5]	5	2.950 [74.93]	3.398 [86.31]	3.500 [88.9]	228	5767039-6
2.000 [50.8]	4	2.450 [62.23]	2.898 [73.61]	3.000 [76.2]	190	5767039-5
1.500 [38.1]	3	1.950 [49.53]	2.398 [60.91]	2.500 [63.5]	152	5767039-4
1.000 [25.4]	2	1.450 [36.83]	1.898 [48.21]	2.000 [50.8]	114	5767039-3
.500 [12.7]	1	.950 [24.13]	1.398 [35.51]	1.500 [38.1]	76	5767039-2
.000 [0]	0	.450 [11.43]	.898 [22.81]	1.000 [25.4]	38	5767039-1
E	D	C	B	A	NO OF POS	PART NUMBER

THIS DRAWING IS A CONTROLLED DOCUMENT.		DIN G. ATTADIA 25 OCT 04	 TE Connectivity
DIMENSIONS: INCHES		CIK D. DIXON 25 OCT 04	
TOLERANCES UNLESS OTHERWISE SPECIFIED:		NAME	PLUG ASSEMBLY, RIGHT ANGLE, .025 [0.64] CENTER LINE, .093 [2.36] PCB, MICTOR
0 PLC ± -		PRODUCT SPEC	
1 PLC ± -		108-1422	SIZE: 114-13088 WEIGHT: - CUSTOMER DRAWING
2 PLC ± -		APPLICATION SPEC	
3 PLC ± .005 [0.13]		114-13088	SCALE: 1:1 SHEET: 1 OF 1 REV: C1
4 PLC ANGLES ± -		114-13088	
MATERIAL	FINISH	APPRO	RESTRICTED TO
1	2	D. DIXON 25 OCT 04	
DRAWING NO: 00779		DRAWING NO: 5767039	

# Mouser Electronics

Authorized Distributor

Click to View Pricing, Inventory, Delivery & Lifecycle Information:

[TE Connectivity:](#)

[5767039-3](#)