

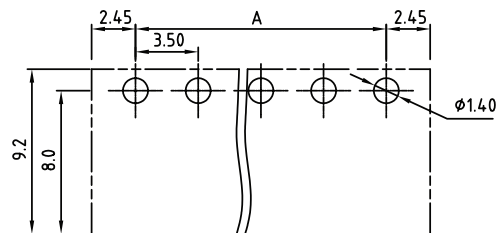
1

2

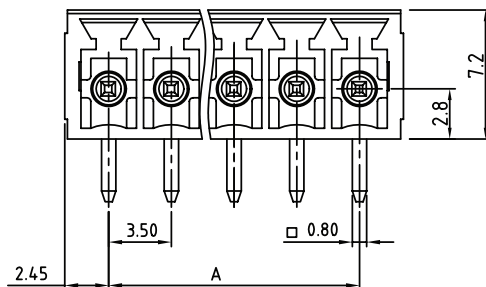
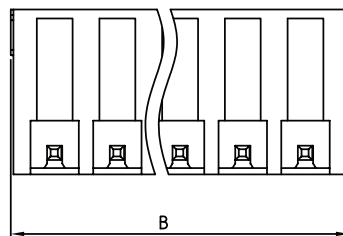
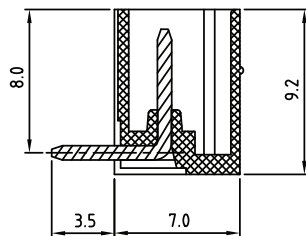
3

4

5



RECOMMENDED PCB LAYOUT



## TECHNICAL CHARACTERISTICS

MATERIAL  
 INSULATOR: PA 66  
 FLAMMABILITY RATING: UL94-V0  
 COLOR: GREEN  
 CONTACT: BRASS  
 SOLDER TAIL PLATING: TIN

ENVIRONMENTAL  
 OPERATING TEMPERATURE: -40 UP TO 105°C  
 COMPLIANCE: LEAD FREE AND ROHS

ELECTRICAL	cULus	VDE
CURRENT RATING:	10 A	10.5 A
WORKING VOLTAGE:	300 VAC	300 VAC
WITHSTANDING VOLTAGE:	1.6 KV	2.5 KV
CONTACT RESISTANCE:	20 mOhm max	

## STANDARD

CERTIFIED E315414  
 CERTIFIED 40023402

MECHANICAL  
 PITCH: 3.5MM

SOLDERING  
 JEDEC LEAD FREE WAVE SOLDERING PROCESS

PACKAGING  
 BOX

DIMENSION  
 A = (NB. PINS - 1) x PITCH  
 B = ((NB. PINS - 1) x PITCH) + 4,9

RoHS Compliant

G				PROJECTION: 	GENERAL TOLERANCE .X = $\pm 0.2$ .XX = $\pm 0.15$		DESCRIPTION: SERIE 3221 - 3.50MM HORIZONTAL PCB HEADER WR-TBL	SIZE <b>A4</b>
F								
E								
D	04-APR-16	UPDATE	AK					
C	12-SEP-14	MATERIAL	AS					
B	29-APR-14	MATERIAL	QL	APPROVAL: FBr	UNIT: MM	WERI PART NO: 691 322 110 0xx		
A	31-OCT-08	PDF	JP		SCALE:			
REV	DATE	FILE	BY		SHEET: 1/2			
					DRAW: MARVIN			

1

2

3

4

5

## Cautions and Warnings:

This electronic component is designed and developed with the intention for use in general electronics equipments.

Before incorporating the components into any equipments in the field such as aerospace, aviation, nuclear control, submarine, transportation, (automotive control, train control, ship control), transportation signal, disaster prevention, medical, public information network etc. where higher safety and reliability are especially required or if there is possibility of direct damage or injury to human body, Würth Elektronik must be asked for a written approval.

In addition, even electronic component in general electronic equipments, when used in electrical circuits that require high safety, reliability functions or performance, the sufficient reliability evaluation-check for the safety must be performed before by the user before usage.

A

B

C

RoHS Compliant

G				PROJECTION: 	GENERAL TOLERANCE .X = +/- 0.2 .XX = +/- 0.15		
F							
E							
D							
C				APPROVAL: JC	UNIT: MM	DESCRIPTION: DISCLAIMER	SIZE <b>A4</b>
B					SCALE:		
A	10-SEP-14	PDF	QL		SHEET: 2/2	WERI PART NO: DISCLAIMER	
REV	DATE	FILE	BY		DRAW: QL		

D

# Mouser Electronics

Authorized Distributor

Click to View Pricing, Inventory, Delivery & Lifecycle Information:

[Wurth Elektronik:](#)

[691322110002](#)