

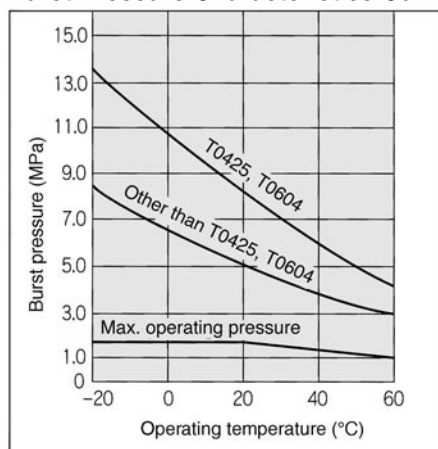
Nylon Tubing

Series T, TIA



For general air tubing
Nylon tubing

Burst Pressure Characteristics Curve



Series Table

● : 20m roll □ : 100m roll

Model	Tube size												
	Metric size (Series T)							Inch size (Series TIA)					
Tube O.D. (mm)	T0425	T0403	T0604	T0645	T0806	T1075	T1209	T1613	TIA01	TIA05	TIA07	TIA11	TIA13
Tube I. D. (mm)	2.5	3	4	4.5	6	7.5	9	13	2.18	3.48	4.57	6.99	9.56
Black (B)	●	●	●	●	●	●	●	●	●	●	●	●	●
White (W)	□	□	□	□	□	□	□	□	□	□	□	□	□
Red (R)	●		●		●	●	●						
Blue (BU)	●		●		●	●	●						
Yellow (Y)	●		●		●	●	●						
Green (G)	●		●		●	●	●						
	5/32"				5/16"				Nominal size (inch)				
									1/8"	3/16"	1/4"	3/8"	1/2"

Specifications

Fluid	Air, Water												
Max. operating pressure	1.5MPa at 20°C												
Burst pressure	Refer to burst pressure characteristics curve.												
Min. bending radius (mm)	13	25	24	36	48	60	75	100	15	20	30	60	75
Operating temp.	-20 to +60°C (Water: 0 to 40° C) (No freezing)												
Material	Nylon 12												

⚠ Precautions

⚠ Caution

- ① Applicable for general industrial water. Consult SMC if using for other kinds of fluid. Surge pressure must be under the max. operating pressure. If exceeding that value, fitting may be damaged and tubing may be burst.
- ② The value of the max. operating pressure is at a temperature of 20°C. Refer to the burst pressure characteristics curve for other temperatures. Avoid abnormal temperature rise which may burst the tubing.
- ③ The values of the min. bending radius is at a temperature of 20°C and O.D. variable rate 10% max. In case that operating temperature is higher than 20°C, O.D. variable rate may be over 10% even if bending radius is within the specified range.

How to Order

T0425 B 20

Indication of tube model

Colour indication

Symbol	Colour
B	Black
W	White
R	Red
BU	Blue
Y	Yellow
G	Green

Length per roll

Symbol	Roll size*
20	20m roll
100	100m roll (Black and white only)

Made to Order

- ① 100m roll for Metric size (black, white, red, blue, yellow, green) and Inch size (black, white, red, blue, yellow, green)

Suffix "-X3" to the end of part number.
Ex.) T0425R-100-[X3]

* Consult SMC in case of ø16.

- ② 20m roll for Inch size (except black and white)

Suffix "-X4" to the end of part number.
Ex.) TIA01BU-20-[X4]


- ③ Longer roll length (black, white, red, blue, yellow, green)

Suffix "-X3" to the end of part number.
Ex.) T0425B-500-[X3]

* Available 150m for ø10, 200m for ø8, 500m for ø4 and ø6. Contact SMC for other lengths.

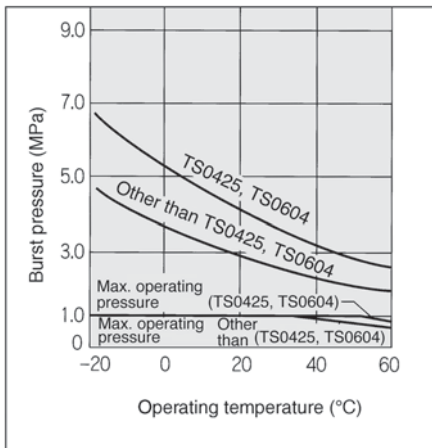
Soft Nylon Tubing

Series TS, TISA



For general air pressure
Pliable

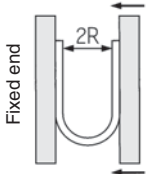
Burst Pressure Characteristics Curve



⚠️ Precautions

⚠️ Caution

- Compatible with water due to a change in materials. Compatible fluid types are printed on the tube body for differentiation, so please be sure to check this. ^{Note)} If using the previous TS/TISA series with "water", the tube may shrink and cause air leakage or the tube may fall out.
- Please exercise caution when using this item in a clean room. There is a possibility of plasticizer and other materials precipitating on the tube surface and detracting from the cleanliness level of the room.
- The value of the minimum bending radius is measured at the temperature of 20°C as shown in the figure below.



Bend the tube into U-form at a temperature of 20°C. Fix one end and close loop gradually. Measure 2R when the tube breaks or is crushed.

Series Table

● : 20m roll □ : 100m roll

Model	Tube size										
	Metric size (Series TS)					Inch size (Series TISA)					
Tube O.D. (mm)	4	6	8	10	12	16	3.18	4.76	6.35	9.53	12.7
Tube I.D. (mm)	2.5	4	6	7.5	9	12	2.18	3.48	4.57	6.99	9.56
Black (B)	□	□	□	□	□	□	●	●	●	●	●
White (W)	□	□	□	□	□	□	●	●	●	●	●
Red (R)	●	●	●	●	●	●					
Blue (BU)	●	●	●	●	●	●					
Yellow (Y)	●	●	●	●	●	●					
Green (G)	●	●	●	●	●	●					
	□ 5/32"		□ 5/16"		□ Nominal size (inch)						
					□ 1/8" □ 3/16" □ 1/4" □ 3/8" □ 1/2"						

Specifications

Fluid	Air/Water ^{Note)}										
Max. operating pressure 20°C	1										
Max. operating pressure 40°C	1					0.8					
Max. operating pressure 60°C	0.8					0.6					
Burst pressure	Refer to the burst pressure characteristics curve.										
Applicable fittings	One-touch fittings, Insert fittings, Self-align fittings, Miniature fittings										
Min. bending radius (mm)	12	17	34	42	52	70	12	15	23	42	52
Operating temperature	-20 to +60°C, water: 0 to +40°C (No freezing)										
Material	Nylon 12										

How to Order

TS0604 W-100

Indication of tube model

Colour indication

Symbol	Colour
B	Black
W	White
R	Red
BU	Blue
Y	Yellow
G	Green

Length per roll

Symbol	Roll size*
20	20m roll
100	100m roll (Black and white only)

② 20m roll for Inch size (except black and white)

Suffix "-X4" to the end of part number.
Ex.) TISA01BU-20-[X4]

Made to Order

① 100m roll for Metric size (black, white, red, blue, yellow, green) and Inch size (black, white, red, blue, yellow, green)

Suffix "-X3" to the end of part number.
Ex.) TS0604BU-100-[X3]

* Consult SMC in case of ø16.

③ Longer roll length (black, white, red, blue, yellow, green)

Suffix "-X3" to the end of part number.
Ex.) TS425B-500-[X3]

* Available 150m for ø10, 200m for ø8, 500m for ø4 and ø6. Contact SMC for other lengths.

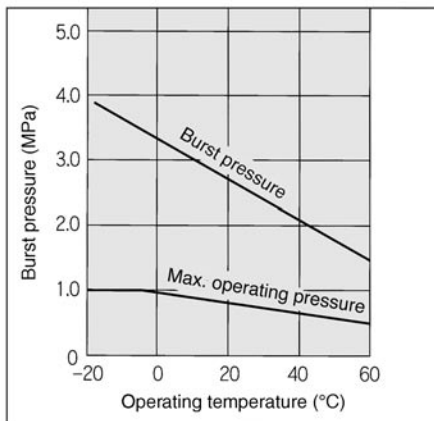
Polyurethane Tubing

Series TU, TIUB



For general air pressure tubing
Orange colour now becomes standard
100m roll available for all color types

Burst Pressure Characteristics Curve



Series Table

● : 20m roll □ : 100m roll

Model	Tube size									
	Metric size (Series TU)					Inch size (Series TIUB)				
Tube O.D. (mm)	4	6	8	10	12	3.18	4.76	6.35	9.53	12.7
Tube I. D. (mm)	2.5	4	5	6.5	8	2	3.18	4.23	6.35	8.46
Black (B)	●	●	●	●	●	●	●	●	●	●
White (W)	●	●	●	●	●	●	●	●	●	●
Red (R)	●	●	●	●	●	●	●	●	●	●
Blue (BU)	●	●	●	●	●	●	●	●	●	●
Yellow (Y)	●	●	●	●	●	●	●	●	●	●
Green (G)	●	●	●	●	●	●	●	●	●	●
Clear (C)	●	●	●	●	●	●	●	●	●	●
Orange (YR)	●	●	●	●	●	●	●	●	●	●
	5/32"		5/16"			Nominal size (inch)				
						1/8"	3/16"	1/4"	3/8"	1/2"

Specifications

Fluid	Air, Water									
Max. operating pressure	0.8MPa at 20°C									
Burst pressure	Refer to pressure characteristics curve.									
Min. bending radius (mm)	10	15	20	27	35	10	15	23	27	35
Operating temperature	-20 to +60°C (Water: 0 to 40°C) (No freezing)									
Material	Polyurethane									

⚠ Precautions

⚠ Caution

- ① Applicable for general industry water. Consult SMC if using for other kinds of fluids. Surge pressure must be under the max. operating pressure. If exceeding that value, fitting may be damaged and tubing may burst.
- ② The value of the max. operating pressure is at a temperature of 20°C. Refer to the burst pressure characteristics curve for other temperatures. Avoid abnormal temperature rises which may burst the tubing.
- ③ The values of the min. bending radius is at a temperature of 20°C. Higher temperatures allows the tubing to bend more.

How to Order

TU0425 BU 20

Indication of tube model

Colour indication

Symbol	Colour
B	Black
W	White
R	Red
BU	Blue
Y	Yellow
G	Green
C	Clear
YR	Orange

Length per roll

Symbol	Roll size*
20	20m roll
100	100m roll

Made to Order

- ① 100m roll for Metric size (black, white, red, blue, yellow, green) and inch size (black, white, red, blue, yellow, green)

Suffix "-X3" to the end of part number.

Ex.) TIUB01Y-100-X3

* Consult SMC in case of ø16.

- ② 20m roll for Inch size (except black and white)

Suffix "-X4" to the end of part number.

Ex.) TIUB01Y-20-X4

- ③ Longer roll length (black, white, red, blue, yellow, green)

Suffix "-X3" to the end of part number.

Ex.) TU0425B-500-X3

* Available 150m for ø10, 200m for ø8, 500m for ø4 and ø6. Contact SMC for other lengths.

Soft Polyurethane Tubing

Series TUS



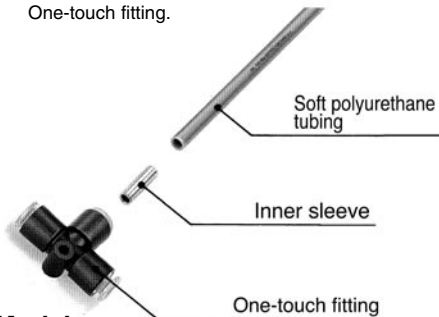
Suitable for piping in confined spaces
Extremely flexible
Soft Polyurethane Tubing

TUS related accessories

Inner Sleeve

Series TJ

Reinforces soft polyurethane tubing.
Insert an inner sleeve into soft polyurethane tubing when used with a One-touch fitting.



Model

Part No.	Applicable tube model	Length
TJ-0425	TUS0425	18
TJ-0604	TUS0604	19
TJ-0805	TUS0805	20.5
TJ-1065	TUS1065	23
TJ-1208	TUS1208	24

Specifications

Material	C2700T (Nickel plated)
Wall thickness	0.2mm

⚠ Precautions

⚠ Caution

- Use nylon or polyurethane tubing for general industry water to prevent the tubing from coming out or bursting due to possibility of surge pressure generation.
- The value of the max. operating pressure is at a temperature of 20°C. Refer to the burst pressure characteristics curve for other temperatures. Avoid abnormal temperature rise which may burst the tubing.
- The value of the min. bending radius is at a temperature of 20°C. Higher temperatures allows the tubing to bend more.
- Use inner sleeve taking the removing force into consideration when used with One-touch fittings.

Series Table

● : 20m roll □ : 100m roll

Model	TUS0425	TUS0604	TUS0805	TUS1065	TUS1208
Tube O.D. (mm)	4	6	8	10	12
Tube I.D. (mm)	2.5	4	5	6.5	8
Black (B)	●	●	●	●	●
White (W)	●	●	●	●	●
Red (R)	●	●	●	●	●
Blue (BU)	□	□	□	□	□
Yellow (Y)	●	●	●	●	●
Green (G)	●	●	●	●	●
Opaque (N) ⁽¹⁾	●	●	●	●	●
Yellow brown (YB)	●	●	●	●	●

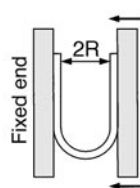
Specifications

Fluid	Air					
Max. operating pressure	0.6MPa at 20°C					
Burst pressure	Refer to burst pressure characteristics curve.					
Applicable tube fitting	One-touch fitting, Insert tube fitting, Hose nipple ⁽³⁾					
Min. bending radius (mm) ⁽²⁾	8	15	15	22	29	
Operating temperature	-20 to +60°C (No freezing)					
Material	Polyurethane					
Tube drawing strength N (Using One-touch fitting)	Without inner sleeve	15	60	60	85	110
	With inner sleeve	80	230	250	300	480



Note1) Not clear but opaque due to material.

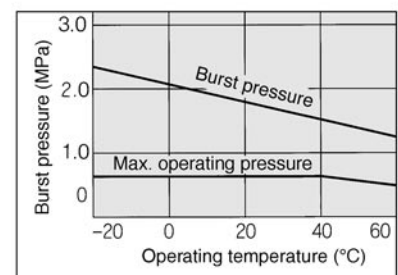
Note2) Min. bending radius is measured as shown in the figure below.



Bend the tube into U-form at a temperature of 20°C.
Fix one end and close loop gradually. Measure 2R when the tube breaks or is crushed.

Note3) Always use inner sleeve (Series TJ) in safety circuit or critical area.

Burst Pressure Characteristics Curve



How to Order

TUS1065 B 100

Indication of tube model

Colour indication

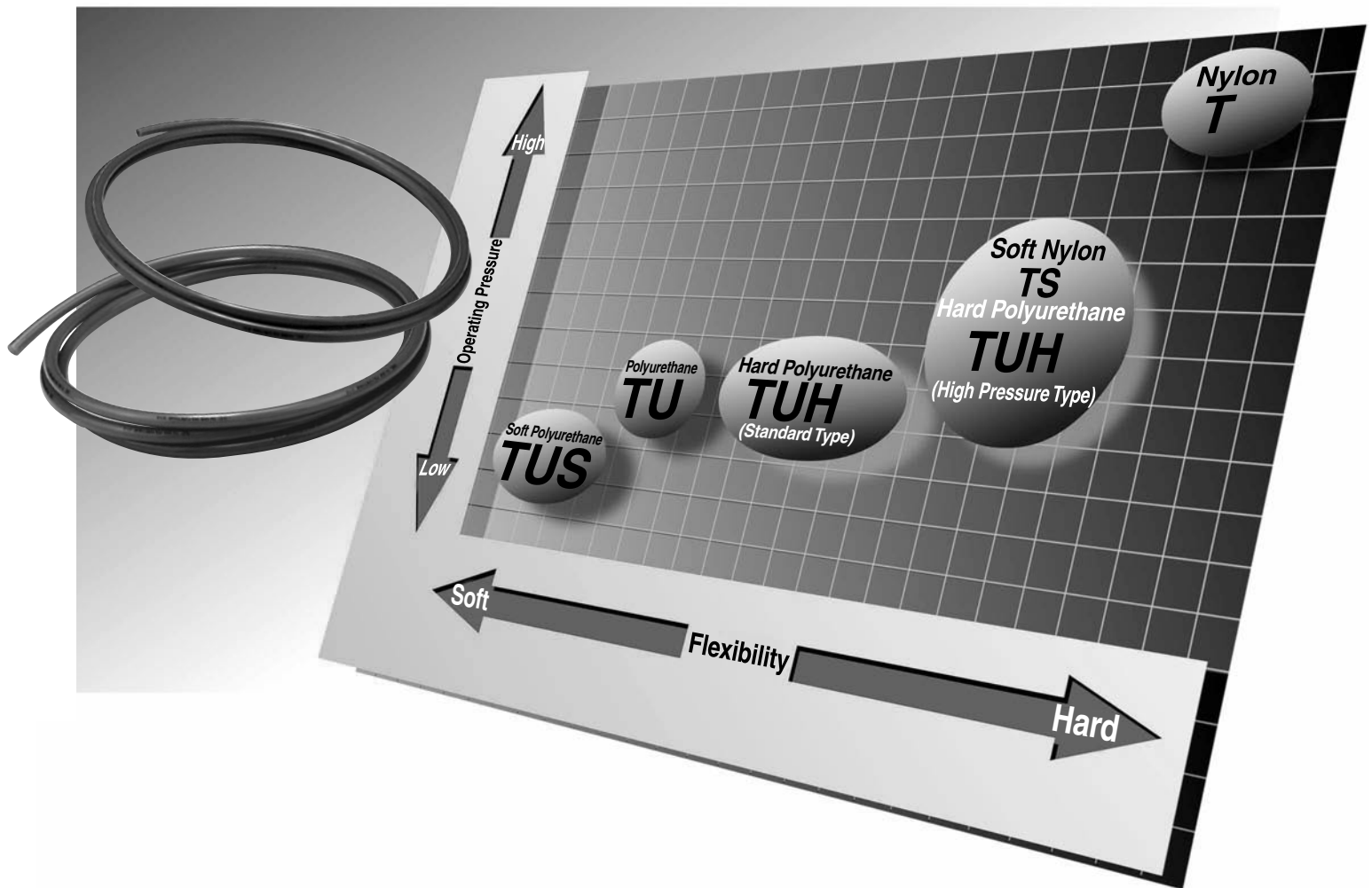
Symbol	Colour
B	Black
W	White
R	Red
BU	Blue
Y	Yellow
G	Green
N	Opaque
YB	Yellow brown

Length per roll

Symbol	Roll size
20	20m roll
100	100m roll (Black, Blue only)

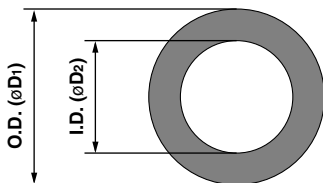
Hard Polyurethane Tubing

Series *TUH*



Maximum effective area increased nearly 44% TUH/Standard Type

(Compared to polyurethane tubing TU0805: O.D. 8mm, length 1m)



Tubing inside diameter comparison

Tubing O.D. (øD1)		4	6	8	10	12
Tubing I.D. (øD2)	TUH/Standard type	2.8	4.4	5.8	7.3	8.8
	TUH/High pressure type	2.5	4	5	6.5	8
	TU	2.5	4	5	6.5	8

Operating pressure 1.0MPa (at 20°C) TUH/High Pressure Type

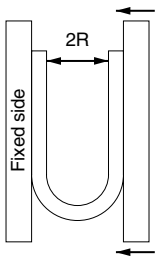
Has the same operating pressure as series TS soft nylon tubing, and a bending radius equivalent to series TU polyurethane tubing.

Can be restored even after folding

Restoration is outstanding compared to nylon tubing, leaving no creases from folding.

Hard Polyurethane Tubing/Standard Type

Series *TUH*



At a temperature of 20°C bend the tubing into a U shape. Then with one side fixed, gradually close the other side and measure 2R at the point where the tubing folds or flattens, etc.

Series

● – 20m bundle □ – 100m bundle

Model	TUH0428	TUH0644	TUH0858	TUH1073	TUH1288
O.D. mm	4	6	8	10	12
I.D. mm	2.8	4.4	5.8	7.3	8.8

Black (B)	●	●	●	●	●
White (W)	□	□	□	□	□
Blue (BU)	●	●	●	●	●
Translucent (N)	□	□	□	□	□

Specifications

Fluid	Air ^{Note 1)}				
Max. operating pressure (at 20°C)	0.8MPa ^{Note 2)}				
Min. bending radius mm	10	18	24	30	36
Burst pressure	Refer to the burst pressure characteristics curve.				
Operating temperature	-20 to 60°C				
Material	Polyurethane				

Note 1) Consult SMC regarding other fluids.

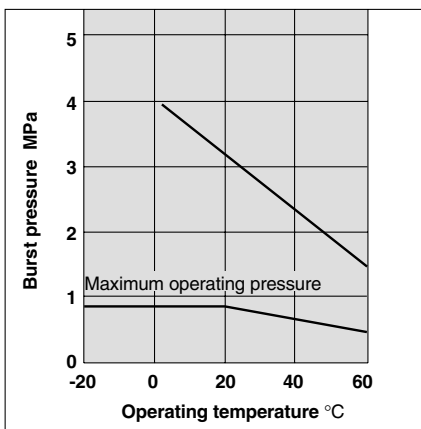
Water cannot be used due to the occurrence of hydrolysis.

Note 2) The maximum operating pressure is the value at 20°C. Refer to the burst pressure characteristic curve for other temperatures.

Furthermore, an abnormal temperature increase due to adiabatic compression can cause tubing to burst.

Note 3) The minimum bending radius is measured at 20°C using the method shown in the figure at the left. At higher temperatures, breakage or flattening, etc., may occur at more than the minimum bending radius.

Burst Pressure Characteristic Curve and Operating Pressure



How to Order

TUH0644 **B** **20**

Tubing model ●

● **Bundle length**

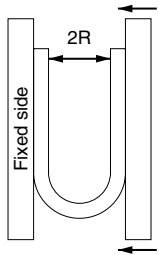
Symbol	Length
20	20m bundle
100	100m bundle

● **Color**

Symbol	Color
B	Black
W	White
BU	Blue
N	Translucent

Hard Polyurethane Tubing/High Pressure Type

Series *TUH*



At a temperature of 20°C bend the tubing into a U shape. Then with one side fixed, gradually close the other side and measure 2R at the point where the tubing folds or flattens, etc.

Series

● – 20m bundle □ – 100m bundle

Model	TUH0425	TUH0604	TUH0805	TUH1065	TUH1208
O.D. mm	4	6	8	10	12
I.D. mm	2.5	4	5	6.5	8

	TUH0425	TUH0604	TUH0805	TUH1065	TUH1208
Black (B)	●	●	●	●	●
White (W)	□	□	□	□	□
Blue (BU)	●	●	●	●	●
Translucent (N)	□	□	□	□	□

Specifications

Fluid	Air ^{Note 1)}				
Max. operating pressure (at 20°C)	1.0MPa ^{Note 2)}				
Min. bending radius mm	10	15	20	27	35
Burst pressure	Refer to the burst pressure characteristics curve.				
Operating temperature	-20 to 60°C				
Material	Polyurethane				

Note 1) Consult SMC regarding other fluids.

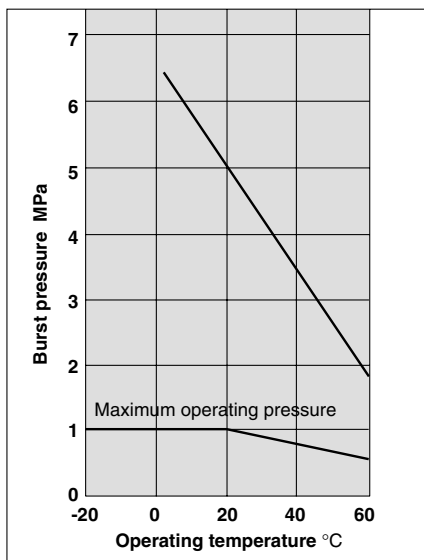
Water cannot be used due to the occurrence of hydrolysis.

Note 2) The maximum operating pressure is the value at 20°C. Refer to the burst pressure characteristic curve for other temperatures.

Furthermore, an abnormal temperature increase due to adiabatic compression can cause tubing to burst.

Note 3) The minimum bending radius is measured at 20°C using the method shown in the figure at the left. At higher temperatures, breakage or flattening, etc., may occur at more than the minimum bending radius.

Burst Pressure Characteristic Curve and Operating Pressure



How to Order

TUH0604 **B** **20**

Tubing Model ●

● **Bundle length**

Symbol	Length
20	20m bundle
100	100m bundle

● **Color**

Symbol	Color
B	Black
W	White
BU	Blue
N	Translucent



Series *TUH*/Specific Product Precautions 1


Be sure to read before handling.

Precautions on Usage

Caution

1. Water cannot be used due to the occurrence of hydrolysis.
Use nylon or polyurethane tubing for general industrial water.
Furthermore, consult SMC regarding use with any fluids other than air.
2. The maximum operating pressure is the value at 20°C. Refer to the burst pressure characteristic curve for other temperatures.
Furthermore, an abnormal temperature increase due to adiabatic compression can cause tubing to burst.
3. The minimum bending radius indicates the value at which the tubing will fold at a temperature of 20°C. At higher temperatures, the tubing may fold at more than the minimum bending radius.
4. Store away from direct sunlight in a location at no more than 40°C.

FEP Tubing (Fluoropolymer)



- **Heat resistance: 200°C**

It changes according to the operating pressure.
Refer to the graph of the max. operating pressures on page 1.

- **4 Colour variations**



- **8 Size variations**

Metric size: ø4 to ø12

- **Applicable fittings**

One-touch fittings (Series KQ2,KJ)
Miniature fittings (Series M,MS) (Hose nipple type)
Insert fittings (Series KF)
High Purity Fluoropolymer fittings (Series LQ)

Series TH

- **Applications**

General pneumatic piping

(Food
Semiconductor
Medical care
Automobile)

- **Certified to current Food Sanitation Legislation**

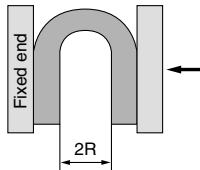
(Ministry of Japanese Health and
Safety, directive #370,1959)

FEP Tubing (Fluoropolymer)

Series TH

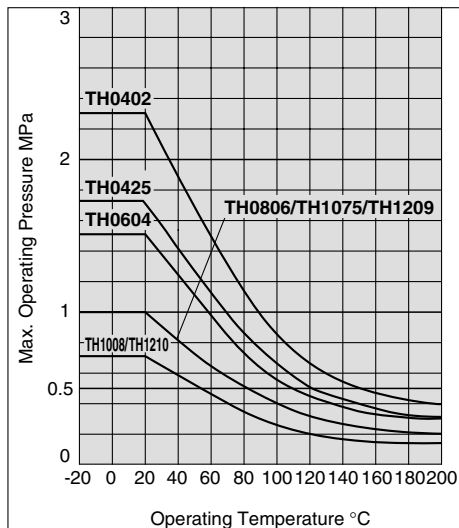


How to measure the minimum bending radius.



At a temperature of 20°C, bend the tubing into a U shape. Fix one end and gradually move the other end closer. Measure 2R at the point where the outside diameter's rate of change is 5%.

Max. Operating Pressure



Note) The maximum operating pressure varies dependant on the I.D. bore size even if the O.D. is the same.

Series

●-20m roll □-100m roll

Model	Metric size							
	TH0402	TH0425	TH0604	TH0806	TH1075	TH1008	TH1209	TH1210
Tubing O.D. (mm)	4	4	6	8	10	10	12	12
Tubing I.D. (mm)	2	2.5	4	6	7.5	8	9	10

Colour	Symbol	TH0402	TH0425	TH0604	TH0806	TH1075	TH1008	TH1209	TH1210
Translucent	N	●	●	●	●	●	●	●	●
Red (Translucent)	R	●	●	●	●	●	●	●	●
Blue (Translucent)	BU	●	●	●	●	●	●	●	●
Black (Opaque)	B	●	●	●	●	●	●	●	●

Inch nominal size
5/32" 5/16"

Specifications

Fluid	Note 4)	Air, Water (Note 1), Inert gas						
Applicable fittings	Note 2)	One-touch fittings: Series KQ, KJ Insert fittings: Series KF Fluoropolymer fittings: Series LQ Miniature fittings: Series M, MS (Hose nipple type)						
Max. operating pressure		Refer to below "Max. Operating Pressure."						
Min. bending radius (mm)	Note 3)	15	20	35	60	95	100	130
Operating temperature	Note 4)	Air, Inert gas: -20 to 200°C Water: 0 to 100°C (No freezing)						
Material		FEP (Fluorinated Ethylene Propylene Resin)						

Note 1) When using a fluid in liquid form, the surge pressure must not exceed the maximum operating pressure. A surge pressure higher than the maximum operating pressure can cause breakage of the fittings, or rupture of the tubing. Furthermore, an abnormal temperature increase due to adiabatic compression can also result in ruptured tubing.

Note 2) Do not use in locations where the FEP tubing will move.

Be sure to operate under the maximum operating pressure conditions using the lower maximum operating specification of either the tubing or fittings.

After long term use or under high temperatures, some fittings leakage may occur due to material deterioration with age. Perform periodic inspections, and if any leakage is detected, replace with a new product immediately. (Refer to maintenance part of "Tubing Precautions 1" on the page 7-156.)

Refer to Best Pneumatics 4 in "Fittings and Tubing" for all other precautions.

For High Purity Fluoropolymer, refer to the precautions of CAT.ES70-17, "High Purity Fluoropolymer Fittings & Tubing."

Note 3) Minimum bending radius is measured as shown left as representative values.

Allow extra length when piping since the tubing may crush if bent more than the min. bending radius.

Note 4) Consult SMC if using any other fluids.

How to Order

Metric size

TH0604

N

20

Indication of tubing model

Colour indication

Symbol	Colour
N	Translucent
R	Red (Translucent)
BU	Blue (Translucent)
B	Black (Opaque)

Length per roll

Symbol	Roll size
20	20m roll
100	100m roll ¹⁾

1) The 100m roll is only in the colour natural as standard available



Chemical Resistance of the Fluoropolymer FEP Material

Chemicals in this table are inactive against FEP material ^{Note 1)}, however physical properties may be effected by temperature or pressure change.

Please make sure that operating conditions do not cause problems since the use of FEP tubing under chemical environment is unsecured.

2-nitro-2-methyl propanol	Sodium hypochlorite	Dimethyl phthalate
2-nitrobutanol	Carbon tetrachloride	Hydrofluoric acid
Pentabasic benzamide	Dioxane	Naphthalene fluoride
N-butylamine	Cyclohexanone	Nitrobenzene fluoride
N-octadecanol	Cyclohexane	Furan
N-butyl acetate	Dimethyl ether	Hexachlorethane
O-cresol	Dimethylsulfoxide	Hexane
Di-isobutyl adipate	Dimethylformamide	Ethyl hexanoate
Acetophenone	Bromine	Phenylcarbinol
Acetone	Deionized water	Benzaldehyde
Alniline	Nitric acid	Benzonitrile
Abietic acid	Mercury	Borax
Sulphuric chloride	Ammonium hydroxide	Boric acid
Isooctane	Potassium hydroxide	Formic aldehyde (Formalin)
Liquid ammonia	Sodium hydroxide	Acrylic anhydride
Ethyl alcohol	Cetane	Acetic anhydride
Ethyl ether	Soap, detergent	Methacrylic acid
Ethylene glycol	Dibutyl sebacate	Allyl methacrylate
Ethylenediamine	Diethyl carbonate	Vinyl methacrylate
Zinc chloride	Tetrachloroethylene	Methyl alcohol
Aluminum chloride	Tetrahydrofuran	Methyl ethyl ketone
Ammonium chloride	Tetrabromoethane	Methylene chloride
Calcium chloride	Triethanolamine	Sulphuric acid
Sulphuric chloride	Trichloroethylene	Phosphoric acid
Iron chloride (III)	Trichloroacetic acid	Iron phosphate (III)
Benzoyl chloride	Toluene	Tri-n-butyl phosphate
Magnesium chloride	Naphtha	Tricresyl phosphate
Hydrochloric acid	Naphthalene	
Chlorine (absolute)	Naphthol	
Aqua regia	Lead	
Ozone	Carbon dioxide	
Hydrogen peroxide	Nitrogen dioxide	
Natrium peroxide	Nitrobenzene	
Gasoline	Nitromethane	
Permanganate	Perchloroethylene	
Formic acid	Perphloroxylene	
Xylene	Unsymmetrical dimethylhydrazine	
Chromic acid	Hydrazine	
Chlorosulfonic acid	Pinene	
Chloroform	Piperidine	
Paraffinum liquidum	Glacial acetic acid (Acetic acid)	
Allyl acetate	Pyridine	
Ethyl acetate	Phenol	
Potassium	Phthalic acid	
Butyl acetate	Dybutyl phthalate	

Note 1) "Inactive in chemistry terminology" means - not to cause any chemical reaction.

Reference cited: Teflon®, the fluoropolymer handbook, Manual for the chemical applications of Teflon®. Du Pont-Mitsui Fluorochemicals Co., Ltd.

Teflon® is a registered trademark for the fluoropolymer produced by E.I du Pont de Nemours & Company (Inc.) and Du Pont-Mitsui Fluorochemicals Co., Ltd.



Series TH Tubing Precautions

Be sure to read before handling.

Selection

Warning

1. Confirm the specifications.

The products appearing in this catalogue are designed for use only in compressed air systems (including vacuum).

Do not use outside the specified ranges of pressure, temperature, etc., as this may cause damage or malfunction. (Refer to specifications.)

SMC cannot assure the product quality when fluids other than air, water and inert gas are used.

Consult with SMC for details.

2. In case of using the product for medical care

This product is designed for use with compressed air system applications for medical care purposes. Do not use in contact with human bodily fluids, body tissues or transfer applications to a human living body.

Caution

1. Do not use in locations where the connecting threads and tubing connection will slide or rotate. The connecting threads and tubing connection will come apart under these conditions.

Use rotary type one-touch fittings (Series KS, KX) in cases where sliding or rotation will occur. Only air can be used as the operating fluid, when using rotary type one-touch fittings.

2. Use tubing at or above the minimum bending radius. Using below the minimum bending radius can cause breakage or flattening of the tubing.
3. Never use the tubing for anything flammable, explosive or toxic such as, gas, fuel gas, or cooling mediums, since the contents can penetrate outward.

Mounting

Caution

1. Before mounting confirm the model and size, etc. Also, confirm that there are no blemishes, nicks or cracks in the product.
2. When tubing is connected, consider factors such as changes in the tubing length due to pressure, and allow sufficient leeway.
3. Mount so that fittings and tubing are not subjected to twisting, pulling or moment loads. This can cause damage to fittings and flattening, bursting or disconnection of tubing, etc.
4. Mount so that tubing is not damaged due to tangling and abrasion. This can cause flattening, bursting or disconnection of tubing, etc.

Piping

Caution

1. Preparation before piping

Before piping is connected, it should be thoroughly blown out with air (flushing) or washed to remove chips, cutting oil and other debris from inside the pipe. Do not allow chips of the piping thread or the seal material to go in.

Air Supply

Warning

1. Types of fluid

This product is designed for use with compressed air. Consult SMC if a different fluid is to be used.

Consult SMC regarding products for use with general purpose fluids, to confirm which fluids can be used.

2. When there is a large amount of drainage.

Compressed air containing a large amount of drainage can cause the malfunction of pneumatic equipment. An air dryer or Drain Catch should be installed upstream from filters.

3. Drain management

If air filter drains are not flushed regularly, the drainage will flow downstream leading to the malfunction of pneumatic equipment.

In cases where the management of drain flushing will be difficult, the use of filters with automatic drains is recommended.

For details on the quality of compressed air mentioned above, refer to SMC's "Best Pneumatics" catalogue vol. 4.

Operating Environment

Warning

1. Do not operate in locations in an explosive atmosphere.
2. Do not operate in locations where vibration or impact occurs.
3. In locations near heat resources, block off radiant heat.

Maintenance

Caution

1. Check for the following during regular maintenance, and replace components as necessary.
 - a) Scratches, gouges, abrasion, corrosion
 - b) Leakage
 - c) Twisting, flattening or distortion of tubing
 - d) Hardening, deterioration or softness of tubing
2. Do not repair or patch the replaced tubing or fittings for reuse.
3. When using insert or miniature fittings over a long period, some leakage may occur due to age deterioration of the materials. Perform periodic inspections, and if any leakage is detected, correct the problem by additional tightening. If tightening becomes ineffective, replace the fittings with a new product immediately.

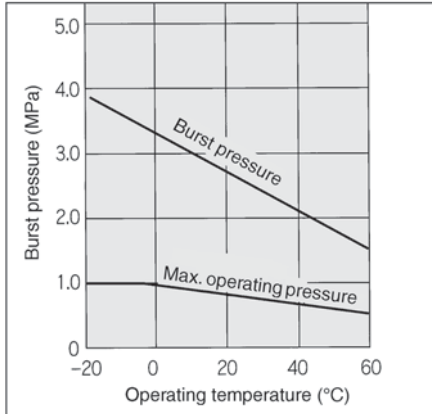
Polyurethane Coil Tubing

Series TCU



For flexible tubing
Compact piping possible

Burst Pressure Characteristics Curve



Specifications

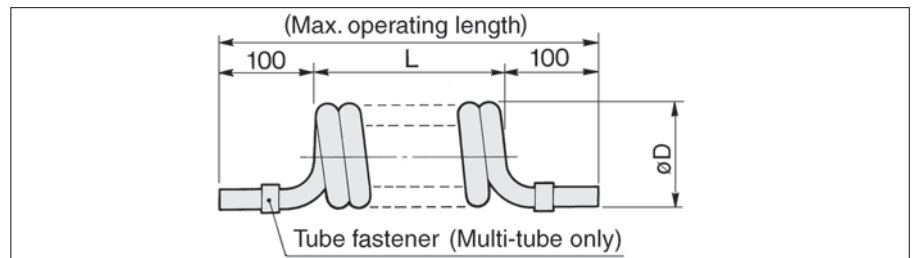
Model	TCU 0425B-1	TCU 0425B-2	TCU 0425B-3	TCU 0604B-1	TCU 0604B-2	TCU 0604B-3	TCU 0805B-1
Number of tubes	1	2	3	1	2	3	1
Tube O.D. (mm)	4		6		8		
Tube I.D. (mm)	2.5		4		5		
Fluid	Air ⁽¹⁾						
Max. operating pressure ⁽²⁾	0.8MPa at 20°C						
Burst pressure	Refer to pressure characteristics curve.						
Operating temperature	-20 to +60°C						
Material	Polyurethane						
Colour	Black						



Note 1) Consult SMC using for other fluids than air.

Note 2) Refer to burst pressure characteristics curve for other temperatures.
Avoid abnormal temperature rises.

Dimensions



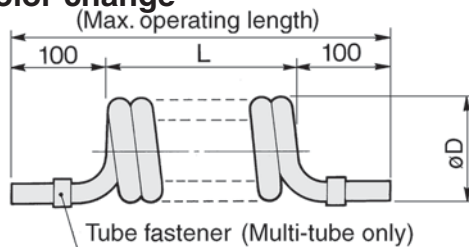
Part No.	Spec.		Tube size (mm)		Dimension of coil (mm)		No. of tubes	No. coil windings per tube length	Max. operating length (m)	Standard unit of packing
	O.D.	I.D.	L	øD						
TCU0425B-1	4	2.5	210	18	28	1	52	1.5	5 tubes/ case	
TCU0425B-2			280	2		35				
TCU0425B-3			265	3		22				
TCU0604B-1	6	4	325	24	37	1	54	2		
TCU0604B-2			305	2		27	1.5			
TCU0604B-3			305	3		17	1			
TCU0805B-1	8	5	330	31	1	41	2			

* Dimensions are changeable due to material.

Made to Order

Change of coil turns, Color change

(Consult SMC for detailed specifications, dimensions and delivery.)



Part No.	Spec.		Tube size (mm)		Coil (mm)		No. of tubes	No. coil windings per tube length	Max. operating length (mm)
	O.D.	I.D.	L	øD					
TCU0425□-1- [N] -X6	4	2.5	N X 4	18	1	3 to 90	L X 5.9 + 200		
TCU0425□-2- [N] -X6			N X 8	28	2	3 to 90	L X 4.4 + 200		
TCU0425□-3- [N] -X6			N X 12	28	3	3 to 63	L X 2.9 + 200		
TCU0604□-1- [N] -X6	6	4	N X 6	24	1	3 to 90	L X 5.3 + 200		
TCU0604□-2- [N] -X6			N X 12	37	2	3 to 66	L X 3.8 + 200		
TCU0604□-3- [N] -X6			N X 18	37	3	3 to 44	L X 2.5 + 200		

Part No.	Spec.		Tube size (mm)		Coil (mm)		No. of tubes	No. coil windings per tube length	Max. operating length (mm)
	O.D.	I.D.	L	øD					
TCU0805□-1- [N] -X6	8	5	N X 8	31	1	3 to 90	L X 5.2 + 200		
TCU0805□-2- [N] -X6			N X 16	42	2	3 to 40	L X 3 + 200		
TCU1065□-1- [N] -X6	10	6.5	N X 10	52	1	3 to 45	L X 5 + 200		
TCU1065□-2- [N] -X6			N X 20	52	2	3 to 35	L X 3 + 200		
TCU1208□-1- [N] -X6	12	8	N X 12	67	1	3 to 35	L X 5 + 200		
TCU1208□-2- [N] -X6			N X 24	67	2	3 to 30	L X 3 + 200		

□ → B (Black), W (White), R (Red), BU (Blue), Y (Yellow), G (Green), C (Clear), YR (Orange)

[N] → Coil turns



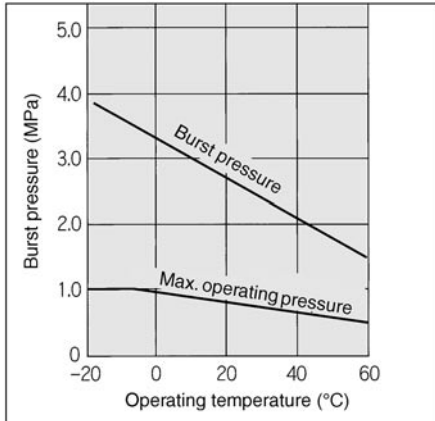
Polyurethane Flat Tubing

Series *TFU*



Compact piping possible

Burst Pressure Characteristics Curve



Specifications

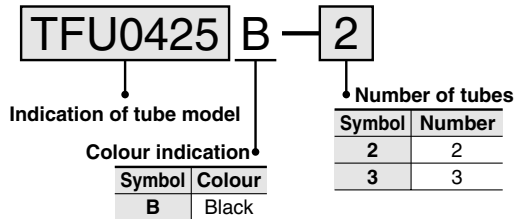
Part No.	TFU 0425B-2	TFU 0425B-3	TFU 0604B-2	TFU 0604B-3	TFU 0805B-2	TFU 0805B-3
Number of tubes	2	3	2	3	2	3
Tube O.D. (mm)	4		6		8	
Tube I.D. (mm)	2.5		4		5	
Fluid	Air ⁽¹⁾					
Max. operating pressure ⁽²⁾	0.8MPa at 20°C					
Burst pressure	Refer to burst pressure characteristics curve					
Operating temperature	-20 to +60°C (No freezing)					
Material	Polyurethane					
Colour	Black					
Min. bending radius (mm)	10		15		20	
Tube length per roll (m)	10					



Note1) Consult SMC if using for other fluids than air.

Note2) Refer to burst pressure characteristics curve for other temperatures.
Avoid abnormal temperature rises.

How to Order



Made to Order

(Consult SMC for detailed specifications, dimensions and delivery.)

●: 10m roll △: 50m roll □: 100m roll

① Colour change (10m roll)

Suffix "X4" to the end of part number.

Ex.) TFU0604BU-2-10-**X4**

● W: White, R: Red, BU: Blue, Y: Yellow, G: Green, C: Clear, YR: Orange (All tubes are same colour.)

② Longer roll length (50m or 100m roll)

Suffix "X3" to the end of part number.

Ex.) TFU0425B-2-50-**X3**

③ Number of tubes (10m roll)

Suffix "X4" to the end of part number.


Ex.) TFU0604B-4-10-**X4**

Model	TFU0425□	TFU0604□	TFU0805□	TFU1065□	TFU1208□
Tube O.D. (mm)	4	6	8	10	12
Tube I.D. (mm)	2.5	4	5	6.5	8
Number of tubes	2	●	●	●	●
	3	●	●	●	●
	4	●	●	●	●
	5	●	●	●	●
	6	●	●	●	●
	7	●	●	●	●
	8	●	●	●	●

Flame Resistance (Equivalent to UL-94 Standard V-0)

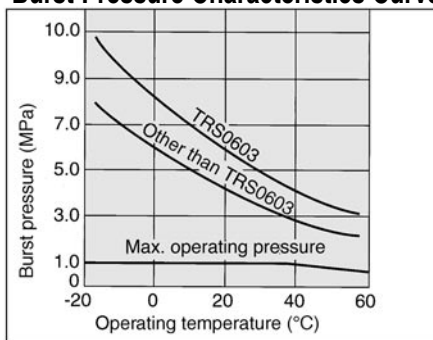
FR Soft Nylon Tubing

Series TRS



Applicable for general air pressure and water in a spark atmosphere such as spot welding. Flame resistance tube

Burst Pressure Characteristics Curve



Series Table

Model	● : 20m roll		□ : 100m roll	
	TRS0603	TRS0805	TRS1065	TRS1208
Tube O.D. (mm)	6	8	10	12
Tube I.D. (mm)	3	5	6.5	8
Black (B)	●	●	●	●
White (W)	●	●	●	●
Red (R)	●	●	●	●
Blue (BU)	●	●	●	●
Green (G)	●	●	●	●

Specifications

Fluid	Air, Water			
Max. operating pressure	1.2MPa at 20°C			
Burst pressure	Refer to burst pressure characteristics curve.			
Min. bending radius (mm)	17	19	27	32
Operating temperature	-20 to +60°C (Water: 0 to 60°C)(No freezing)			
Material	Flame resistance nylon (UL-94 Standard V-0)			

⚠ Precautions

⚠ Caution

- ① Applicable for general industry water. Consult SMC if using for other kinds of fluid. Surge pressure must be under the max. operating pressure. If exceeding that value, fitting may be damaged and tubing may be burst.
- ② The value of the max. operating pressure is at a temperature of 20°C. Refer to the burst pressure characteristics curve for other temperatures. Avoid abnormal temperature rises which may burst the tubing.
- ③ The value of the min. bending radius is at a temperature of 20°C and O.D. variable rate 10% max. In case that operating temperature is higher than 20°C, O.D. variable rate may be over 10% even if bending radius is within the specified range.

How to Order

TRS1065 B 100

Indication of tube model

Length per roll

Symbol	Roll size
20	20m roll
100	100m roll

Colour indication

Symbol	Colour
B	Black
W	White
R	Red
BU	Blue
G	Green

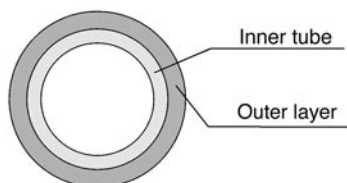
Flame Resistance (Equivalent to UL-94 Standard V-0)

FR Double Layer Tubing

Series *TRB*

Suitable for air and water piping in environments where sparks from spot welders, etc., may be a problem.

Double layer design using flame resistant resin (equivalent to UL-94 Standard V-0) for outer layer.



FR double layer tubing (sectional view)

Series Table

		●: 20m roll □: 100m roll			
Model		TRB0604	TRB0806	TRB1075	TRB1209
Inner tube O.D. (mm)		6	8	10	12
Inner tube I.D. (mm)		4	6	7.5	9
Outer layer thickness (mm)		1	1	1	1
(1) Outer layer colour	Black (B)	●	●	●	●
	White (W)	●	●	●	●
	Red (R)	●	●	●	●
	Blue (BU)	●	●	●	●
	Yellow (Y)	●	●	●	●
	Green (G)	●	●	●	●
Minimum bending (4) radius (mm)		15	28	35	45

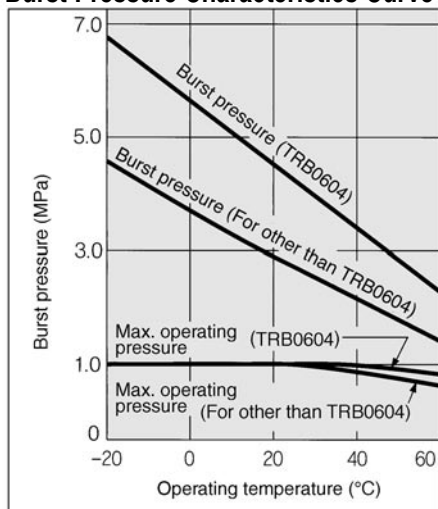
Specifications

Fluid	Air, Water (2)	
Max. operating pressure (3)	1.0MPa at 20°C	
Burst pressure	Refer to burst pressure characteristics curve.	
Ambient and fluid temperature	-20 to +60°C (Water: 0 to 60°C) (No freezing)	
Material	Inner tube	Nylon 12
	Outer layer	PVC (Equivalent to UL-94 Standard V-0)



- Note1) The colour of all inner tube is black.
 Note2) Applicable for general industry water. Consult SMC if using for other kinds of fluid. Surge pressure must be under the max. operating pressure.
 Note3) Refer to burst pressure characteristics curve for other temperatures. Avoid abnormal temperature rises.
 Note4) The value for a temperature of 20°C and O.D.variable rate 10% max.

Burst Pressure Characteristics Curve



How to Order

TRB1075 B 100

Indication of tube model

Colour indication

Symbol	Colour	Symbol	Colour
B	Black	BU	Blue
W	White	Y	Yellow
R	Red	G	Green

Length per roll

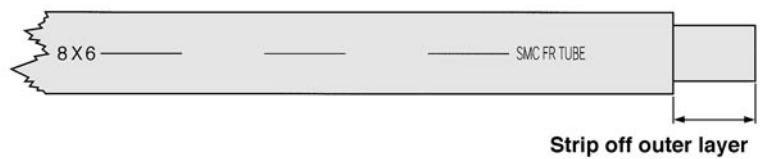
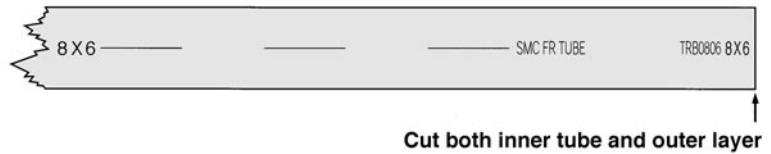
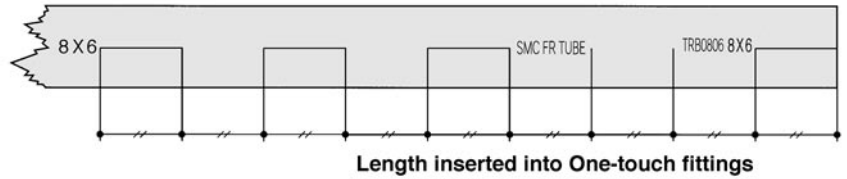
Symbol	Roll size
20	20m roll
100	100m roll

How to Install to One-touch Fitting

⚠ Caution

Length of tube to be inserted into One-touch fitting is indicated on the outer layer of TRB tubing.

Cut the tube according to this indication.
(Procedure①) and then strip off the outer layer.
(Procedure②) for installing tube.



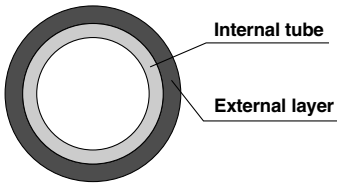
⚠ Precautions

⚠ Caution

- ① Applicable for general industrial water. Consult SMC if using for other kinds of fluid. Surge pressure must be under the max. operating pressure. If exceeding that value, fitting may be damaged and tubing may be burst.
- ② The value of the max. operating pressure is at a temperature of 20°C. Refer to the burst pressure characteristics curve for other temperatures. Avoid abnormal temperature rises which may burst the tubing.
- ③ The value of the min. bending radius is at a temperature of 20°C and O.D. variable rate 10% max. In case that operating temperature is higher than 20°C, O.D. variable rate may be over 10% even if bending radius is within the specified range.

Flame Resistant
(Equivalent to UL-94 Standard V-0)
FR Double Layer Polyurethane tubing

Series TRBU



Sectional view of FR double layer tube

Series Table

● - 20m bundle □ - 100m reel

Model		TRBU0604	TRBU0805	TRBU1065	TRBU1208
Internal tube O.D. mm		6	8	10	12
Internal tube I.D. mm		4	5	6.5	8
External layer thickness mm		1	1	1	1
External layer colour <small>Note 1)</small>	Black (B)	●	●	●	●
	White (W)	●	●	●	●
	Red (R)	●	●	●	●
	Blue (BU)	●	●	●	●
	Yellow (Y)	●	●	●	●
	Green (G)	●	●	●	●
Minimum bend radius mm <small>Note 4)</small>		15	20	27	35

Specifications

Fluid		Air, Water <small>Note 2)</small>
Maximum operating pressure (at 20°C) <small>Note 3)</small>		0.8MPa {8.2kgf/cm ² }
Burst pressure		Refer to burst pressure characteristics curve
Ambient and fluid temperature		-20 to 60°C For water 0 to 40°C (without freezing)
Materials	Internal tube	Polyurethane
	External layer	PVC (equivalent to UL-94 standard V-0)

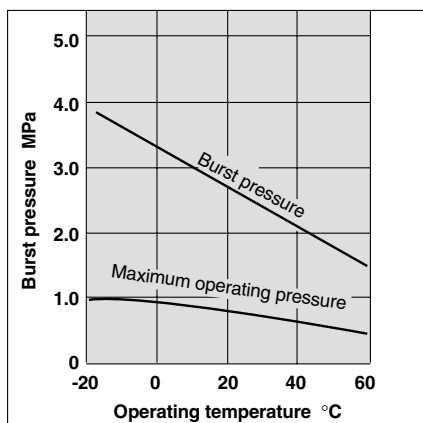
Note 1) The colour of all internal tubes is black.

Note 2) Can be used with general industrial water. Contact SMC if used with other fluids. Also keep surge pressure at or below the maximum operating pressure.

Note 3) In case of other temperatures, refer to the burst pressure characteristics curve. In addition, operate so that abnormal temperature rise due to adiabatic compression does not occur.

Note 4) Indicates the bending value of the tubing at a temperature of 20°C.

Burst Pressure Characteristics Curve and Operating Pressure



How to Order

TRBU1065 B 100

Tube model ●

● Roll length

Symbol	Length
20	20m bundle
100	100m reel

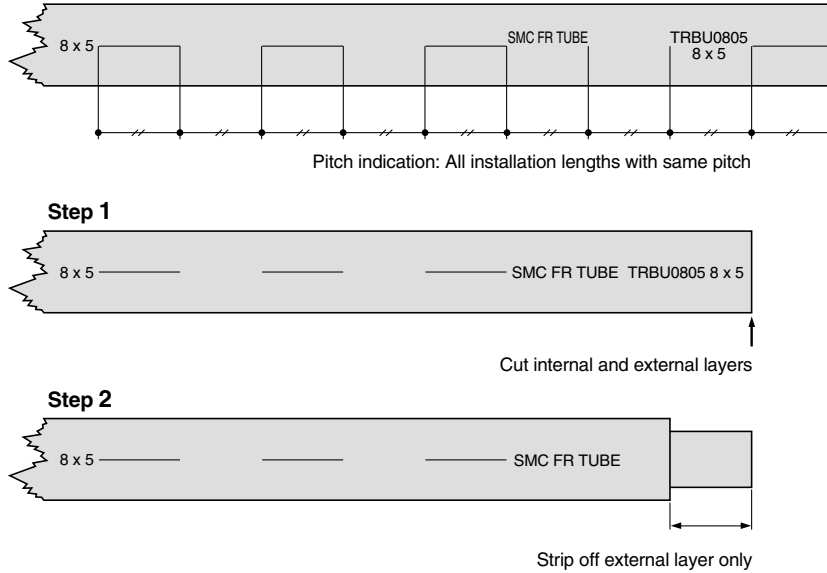
● Colour

Symbol	Colour	Symbol	Colour
B	Black	BU	Blue
W	White	Y	Yellow
R	Red	G	Green

Installation on One-touch Fittings

⚠ Caution

Since the pitch length for installation on a One-touch fitting is indicated on the external layer of TRBU tubing, cut the tubing according to this indication (Step 1), strip off the external layer only (Step 2), and then install on the One-touch fitting.



Precautions on Usage

⚠ Caution

1. Usage is possible with general industrial water. Contact SMC if product will be used with other fluids. Also, keep surge pressure at or below the maximum operating pressure. If surge pressure exceeds the maximum operating pressure, this can cause damage to fittings or bursting of the tubing.
2. The maximum operating pressure is the value when at 20°C. In case of other temperatures, refer to the burst pressure characteristics curve. Furthermore, bursting of the tubing can be caused by an abnormal temperature rise due to adiabatic compression.
3. The minimum bend radius indicates the bending value of the tubing at a temperature of 20°C. The tubing may bend beyond the minimum bend radius at higher temperatures.
4. Tubing should be stored in a location out of direct sunlight and at 40°C or below.

Antistatic Tubing

Series TA□

Conductive tubing prevents troubles caused by static electricity.

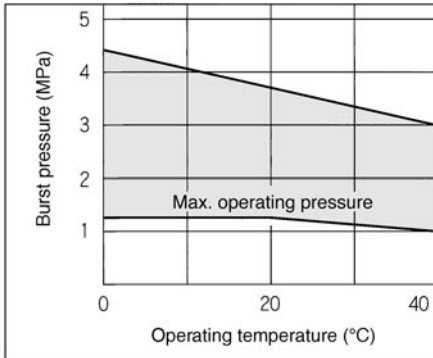
Antistatic soft nylon tubing/Series TAS

For air pressure piping to product or assembly while preventing static electricity.

Flame resistant tube (UL-standard, V-0)



Burst Pressure Characteristics Curve



Series Table

● : 20m roll □ : 100m roll

Model	TAS3222	TAS0425	TAS0604	TAS0805	TAS1065	TAS1208
Tube O.D. (mm)	3.2	4	6	8	10	12
Tube I.D. (mm)	2.2	2.5	4	5	6.5	8

Black (B)	●	□	●	□	●	□

Specifications

Max. operating pressure ⁽¹⁾	1.2MPa at 20°C					
Burst pressure	Refer to burst pressure characteristics curve.					
Min. bending radius (mm) ⁽²⁾	12	12	15	19	27	32
Operating temperature	0 to 40°C					
Material	Conductive nylon + Flame resistant nylon (UL-94standard, V-0)					
Surface resistance	10 ⁴ to 10 ⁷ Ω					

🔍 Note1) Refer to burst pressure characteristics curve for other temperatures. Avoid abnormal temperature rises.
Note2) The value at temperature of 20°C and O.D. variable rate 10% max.

How to Order

TAS1065 B 100

Indication of tube model

● Colour indication

Symbol	Colour
B	Black

● Length per roll

Symbol	Roll size
20	20m roll
100	100m roll

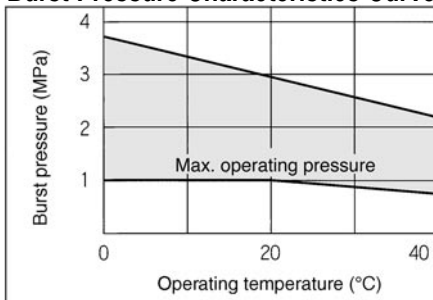
Antistatic polyurethane tubing/Series TAU

For air pressure piping to product or assembly while preventing static electricity.

Flexible tube



Burst Pressure Characteristics Curve



Series Table

● : 20m roll □ : 100m roll

Model	TAU3220	TAU0425	TAU0604	TAU0805	TAU1065	TAU1208
Tube O.D. (mm)	3.2	4	6	8	10	12
Tube I.D. (mm)	2	2.5	4	5	6.5	8

Black (B)	●	□	●	□	●	□

Specifications

Max. operating pressure ⁽¹⁾	0.9MPa at 20°C					
Burst pressure	Refer to burst pressure characteristics curve.					
Min. bending radius (mm) ⁽²⁾	10	10	15	20	27	35
Operating temperature	0 to 40°C					
Material	Conductive polyurethane					
Surface resistance	10 ⁴ to 10 ⁷ Ω					

🔍 Note1) Refer to burst pressure characteristics curve for other temperatures. Avoid abnormal temperature rises.
Note2) The value at temperature of 20°C.

How to Order

TAU1065 B 100

Indication of tube model

● Colour indication

Symbol	Colour
B	Black

● Length per roll

Symbol	Roll size
20	20m roll
100	100m roll