

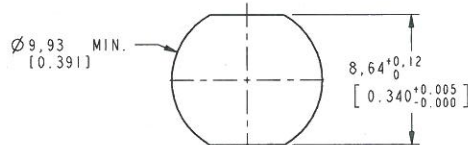
NOTES:

1. MATERIALS AND FINISHES:
  - BODY, HEX NUT - BRASS, NICKEL PLATING
  - CONTACT - BERYLLIUM COPPER & BRASS, SILVER PLATING
  - INSULATOR - PTFE
  - LOCK WASHER - PHOSPHOR BRONZE, NICKEL PLATING
2. ELECTRICAL:
  - A. IMPEDANCE: 50 OHM
  - B. DIELECTRIC WITHSTANDING VOLTAGE: 1500 VRMS, MAX.
3. MECHANICAL:
  - A. DURABILITY: 500 CYCLES MIN.
  - B. TEMPERATURE RANGE: -65° C TO +165° C
4. PACKAGING:
  - A. QUANTITY: SINGLE PACK
  - B. MARKING: BAG TO BE MARKED "AMPHENOL RF, 31-102, AND DATE CODE"
5. MAX. PANEL THICKNESS=5.94mm

THIRD ANGLE PROJ.

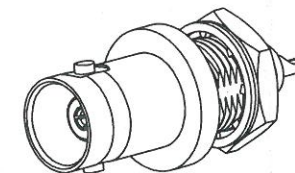
REVISIONS

REV	DESCRIPTION	DATE	ECO	APPR
A	RELEASE TO MFG.	11/9/67	15564	
R	REDRAWN WAS 'C' SIZE, CHG'D NOTE 7; ADD NOTES 10 & 11; UPDATED PLATE CODES	4/6/78	42390	CPM/DR
T	REDRAWN IN PRO-E	7/29/09	47526	BM
U	STAMP "AMPHENOL " WAS "74868 " \RD-DMI2033001R3	<i>10/2/12</i>	48876	<i>LM</i>

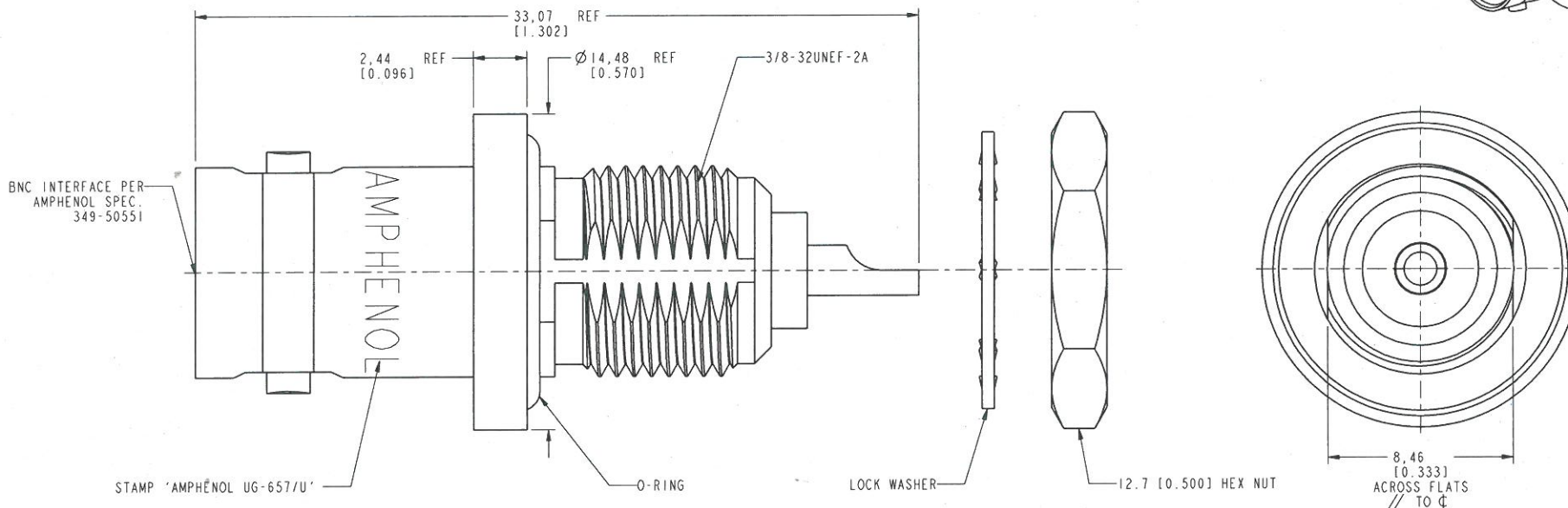


SCALE 3.000

**MOUNTING HOLE DETAIL**  
0.234 MAX. PANEL THICKNESS



SCALE 2.000



VIEW DOES NOT SHOW  
HEX NUT, LOCKWASHER AND O-RING

**CUSTOMER OUTLINE DRAWING**  
ALL OTHER SHEETS ARE FOR INTERNAL USE ONLY

UNLESS OTHERWISE SPECIFIED, DIMENSIONS ARE IN METRIC AND TOLERANCES ARE:  
 <0.5mm ±0.05mm    0.5 - 6mm ±0.1mm    6 - 30mm ±0.2mm    30 - 120mm ±0.3mm    ANGLES ±1°

NOTICE - These drawings, specifications, or other data (1) are, and remain the property of Amphenol corp. (2) must be returned upon request; and (3) are confidential and not to be disclosed to any person other than those to whom they are given by Amphenol Corp. The furnishing of these drawings, specifications, or other data by Amphenol Corp., or to any other person to anyone for any purpose is not to be regarded by implication or otherwise in any manner licensing, granting rights to permitting such holder or any other person to manufacture, use or sell any product, process or design, patented or otherwise, that may in any way be related to or disclosed by said drawings, specifications, or other data.

MATERIAL	DRAWN R. MAO	DATE 02-Mar-12	TITLE BNC TYPE PANEL RECEPTACLE NICKEL PLATED UG 657/U	Amphenol RF www.amphenolrf.com
REFERENCE EAR # AND CONFIGURATION LEVEL: □□□□	ENGINEER D. ROYCE	DATE 1/19/91	SCALE: 5.0:1.0 SHEET 2 OF 2	DRAWING NO. 31-102
FINISH	APPROVED S. HSIEH	DATE 02-Mar-12	DWG SIZE B	ITEM NO. 31-102
	CAD FILE		REV U	PART NO. 31-102

# Mouser Electronics

Authorized Distributor

Click to View Pricing, Inventory, Delivery & Lifecycle Information:

[Amphenol:](#)

[031-102](#)