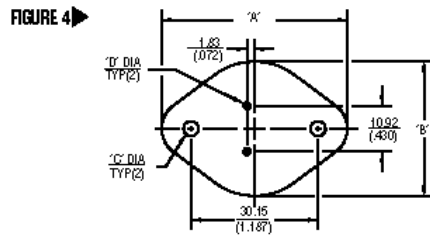
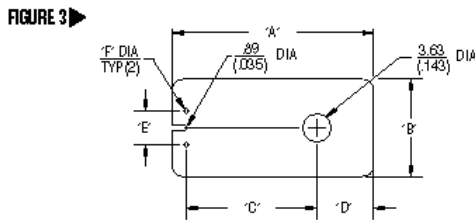
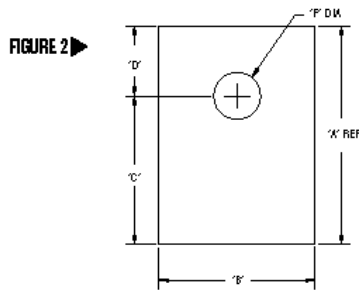
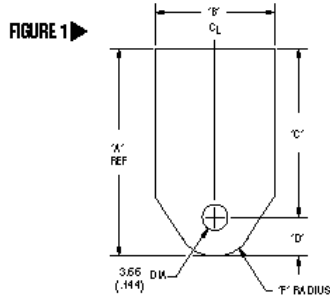


- Interface Materials**
- Insulators
- Aluminum Oxide Ceramic
- Insulating Covers
- Bushings
- Mica
- Thermalsil
- Beryllium Oxide Ceramic
- Hard Anodized Aluminum











## Mica insulators

Mica insulators provide high maximum operating temperatures (550°C) and excellent electrical properties.



Note: Tolerances are ±.38mm (.015") unless otherwise specified.

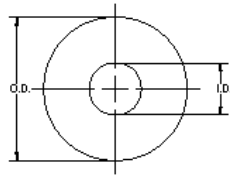
Part No.	RoHS	PCN	Figure	Case Style	A	B	C	D	E	F	Thickness
56-02-95	RoHS  Compliant	N/A	1	TO-218	23.24 (0.915)	18.80 (0.740)	16.26 (0.640)	6.98 (0.275)	N/A	5.59 (.220)	0.05/0.10 (0.002/0.004)

56-02 - 101G*	RoHS  Compliant	N/A	2	TO-218	26.16 (1.000)	22.61 (0.890)	17.91 (0.705)	8.26 (0.325)	N/A	11.30 (.144)	0.05/0.10 (0.002/0.004)
56-77 -10	RoHS  Compliant	N/A	3	TO-220	21.89 (0.862)	13.21 (0.520)	14.73 (0.580)	5.26 (0.270)	5.08 (0.200)	1.75 (0.070)	0.05/0.10 (0.002/0.004)
56-77 -8G	RoHS  Compliant		2	TO-220	18.93 (0.745)	13.84 (0.545)	13.54 (0.533)	5.38 (0.212)	N/A	3.81 (0.150)	0.05/0.10 (0.002/0.004)
56-77 -11G	RoHS  Compliant		2	TO-220	18.93 (0.745)	13.84 (0.545)	13.54 (0.533)	5.38 (0.212)	N/A	3.05 (0.120)	0.05/0.10 (0.002/0.004)
56-03 -2G	RoHS  Compliant		4	TO-3	42.04 (1.655)	27.00 (1.063)	3.96 (0.156)	1.57 (0.062)	N/A	N/A	0.05/0.10 (0.002/0.004)
56-03 -8G	RoHS  Compliant		4	TO-3	42.85 (1.687)	30.15 (1.187)	3.96 (0.156)	1.57 (0.062)	N/A	N/A	0.05/0.10 (0.002/0.004)

\* This insulator is also for TO-18, TO-247, and TO3P.

Note: Tolerances are  $\pm 0.38\text{mm}$  (.015") unless otherwise specified.

Property	Typical Value 25 °C
Electrical	
Dielectric Strength 0.025mm to 0.076mm thick in air (1 to 3 mils thick in air)	172 x 10 <sup>3</sup> volts/mm (4500 volts/mil)
Dielectric Constant	6.5 to 8.7
Dissipation Factor 10 <sup>6</sup> Cycles	.0001 -.004
Volume Resistivity	10 <sup>15</sup> ohm-cm
Physical	
Modulus of Elasticity in Tension	172 x 10 <sup>3</sup> (25 x 10 <sup>6</sup> psi)
Tensile Strength	310 MPa (45,000 psi)
Hardness Mohs	3.0
Shore	115
Comprehensive Strength	2.21 x 10 <sup>8</sup> Pa (32,000 psi)
Specific Gravity	2.9
Thermal	
Thermal Conductivity:	0.528 Wm <sup>-1</sup> °C <sup>-1</sup> (0.30 Btu/hr.ft °F)
Coefficient of Thermal Expansion	3.24 x 10 <sup>-5</sup> /°C (1.8x 10 <sup>-5</sup> /°F)
Specific Heat	.084 KJ/Kg °C (.02 Btu/Lb °F)
Melting Point	1275 °C
Maximum Operating Temperature (1022 °C)	550 °C
Chemical Composition	
Silica	45.4%
Alumina	37.5%
Potash	12.0%
Water	5.0%



Part Number	ID	OD	Diameter Tolerances	Thickness
56-02-10G	5.16 (0.203)	14.30 (0.563)	±13 (0.005)	0.05/0.10 (0.002/0.004)
56-02-72G	6.55 (0.258)	25.40 (1.00)	±38 (0.015)	0.10/0.15 (0.004/0.006)

**Customer Assistance**

- [Contact Us](#)
- [Get Design Assistance](#)
- [Find a Distributor](#)
- [Find a Sales Rep](#)
- [Request a Quote](#)
- [Placing an Order](#)
- [Terms and Conditions](#)
- [Returns](#)

**Popular Products**

- [Extrusions](#)
- [Board Level](#)
- [Liquid Cooling](#)
- [Heat Pipe Technology](#)
- [Heat Sink Accessories](#)
- [Interface Materials](#)

**Our Company**

- [About Aavid](#)
- [News and Events](#)
- [Management Team](#)
- [Worldwide Locations](#)
- [Directions to Headquarters](#)
- [Disclaimer](#)
- [Customer Survey](#)
- [Privacy Policy](#)

Sign up to receive Aavid news & alerts

go

Aavid will lead the electronics thermal management industry worldwide. We will be the first company customers call to enable their thermal designs anywhere in the world. We will respond with extraordinary speed and will provide them with timely and cost-effective solutions because we understand their needs, their industry, and their culture. 2012 Aavid Thermalloy, LLC

# Mouser Electronics

Authorized Distributor

Click to View Pricing, Inventory, Delivery & Lifecycle Information:

[Aavid:](#)

[56-77-11G](#) [56-03-8G](#) [56-02-10G](#) [56-77-10G](#)