



SAW Components

Data Sheet B4166





SAW Components

B4166

Low-Loss Filter for Mobile Communication

1842,50 MHz

Data Sheet



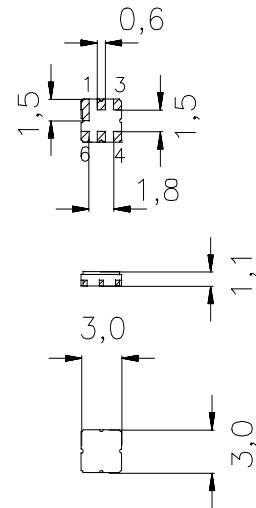
Ceramic package **DCC6C**

Features

- Low-loss RF filter for mobile telephone PCN system, receive path
- High selectivity
- Usable passband: 75 MHz
- No matching network required for operation at 50 Ω
- Ceramic Package for **Surface Mounted Technology (SMT)**

Terminals

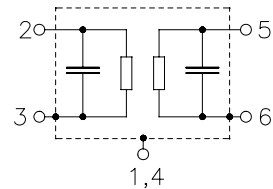
- Ni, gold-plated



Dimensions in mm, approx. weight 0,037

Pin configuration

- 2 Input
- 5 Output
- 1, 3, 4, 6 To be grounded



Type	Ordering code	Marking and Package according to	Packing according to
B4166	B39182-B4166-U410	C61157-A7-A67	F61074-V8088-Z000

Electrostatic Sensitive Device (ESD)

Maximum ratings

Operable temperature range	T	- 40/+ 85	°C	peak power of GSM signal, duty cycle 4:8
Storage temperature range	T_{stg}	- 40/+ 85	°C	
DC voltage	V_{DC}	5	V	
Input power at				
GSM850, GSM900	P_{IN}	15	dBm	
GSM1800, GSM1900	P_{IN}	12	dBm	
Tx bands				



Characteristics

Operating temperature range: $T = 25 \pm 2^\circ \text{C}$
 Terminating source impedance: $Z_S = 50 \Omega$
 Terminating load impedance: $Z_L = 50 \Omega$

			min.	typ.	max.	
Center frequency	f_c		—	1842,5	—	MHz
Maximum insertion attenuation	α_{\max}		—	2,9	3,3	dB
		1805,0 ... 1880,0 MHz				
Amplitude ripple (p-p)	$\Delta\alpha$		—	0,9	1,3	dB
		1805,0 ... 1880,0 MHz				
Input VSWR			—	2,0	2,2	
		1805,0 ... 1880,0 MHz				
Output VSWR			—	2,2	2,4	
		1805,0 ... 1880,0 MHz				
Attenuation	α					
		10,0 ... 370,0 MHz	40,0	43,5	—	dB
		370,0 ... 1300,0 MHz	37,0	38,5	—	dB
		1300,0 ... 1705,0 MHz	30,0	36,0	—	dB
		1705,0 ... 1785,0 MHz	12,0	14,0	—	dB
		1920,0 ... 1980,0 MHz	12,0	25,0	—	dB
		1980,0 ... 2530,0 MHz	23,0	28,0	—	dB
		2530,0 ... 2680,0 MHz	31,0	35,0	—	dB
		2680,0 ... 3400,0 MHz	28,0	34,0	—	dB
		3400,0 ... 3975,0 MHz	24,0	30,0	—	dB
		3975,0 ... 4200,0 MHz	23,0	27,0	—	dB
		4200,0 ... 4920,0 MHz	15,0	19,0	—	dB
		4920,0 ... 5200,0 MHz	10,0	17,0	—	dB
		5200,0 ... 6000,0 MHz	5,0	11,0	—	dB



Characteristics

Operating temperature range: $T = -40$ to $+85^{\circ}\text{C}$
 Terminating source impedance: $Z_S = 50\ \Omega$
 Terminating load impedance: $Z_L = 50\ \Omega$

			min.	typ.	max.	
Center frequency	f_c		—	1842,5	—	MHz
Maximum insertion attenuation	α_{\max}	1805,0 ... 1880,0 MHz	—	3,2	4,5	dB
Amplitude ripple (p-p)	$\Delta\alpha$	1805,0 ... 1880,0 MHz	—	1,2	2,5	dB
Input VSWR		1805,0 ... 1880,0 MHz	—	2,1	2,5	
Output VSWR		1805,0 ... 1880,0 MHz	—	2,3	2,7	
Attenuation	α					
		10,0 ... 370,0 MHz	40,0	43,5	—	dB
		370,0 ... 1300,0 MHz	37,0	38,5	—	dB
		1300,0 ... 1705,0 MHz	30,0	36,0	—	dB
		1705,0 ... 1785,0 MHz	9,0	13,0	—	dB
		1920,0 ... 1980,0 MHz	10,0	25,0	—	dB
		1980,0 ... 2530,0 MHz	23,0	28,0	—	dB
		2530,0 ... 2680,0 MHz	31,0	35,0	—	dB
		2680,0 ... 3400,0 MHz	28,0	34,0	—	dB
		3400,0 ... 3975,0 MHz	24,0	30,0	—	dB
		3975,0 ... 4200,0 MHz	23,0	27,0	—	dB
		4200,0 ... 4920,0 MHz	15,0	19,0	—	dB
		4920,0 ... 5200,0 MHz	10,0	17,0	—	dB
		5200,0 ... 6000,0 MHz	5,0	11,0	—	dB



SAW Components

B4166

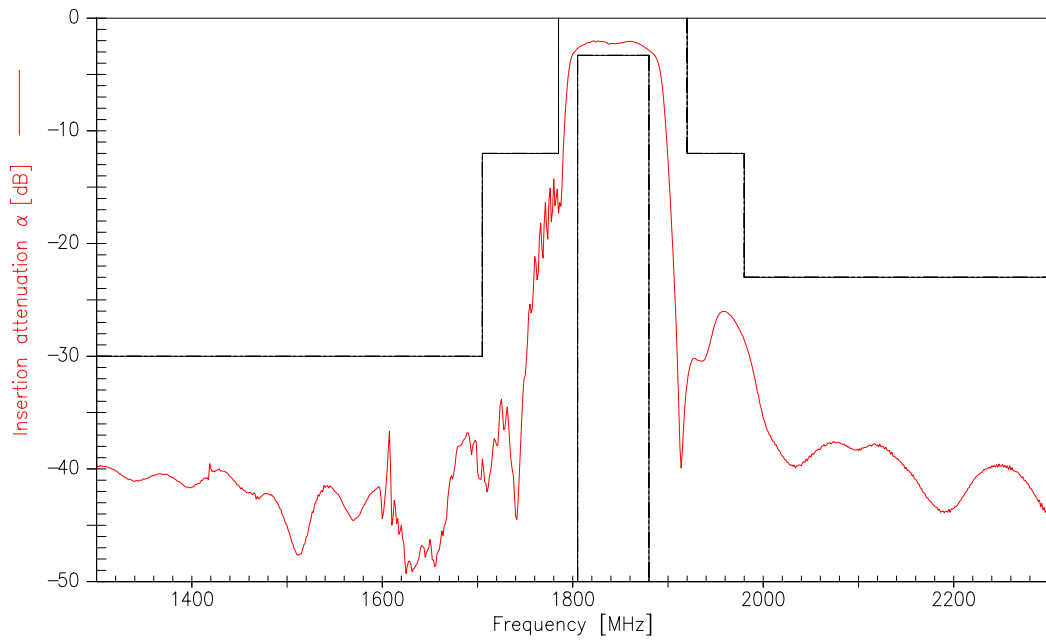
Low-Loss Filter for Mobile Communication

1842,50 MHz

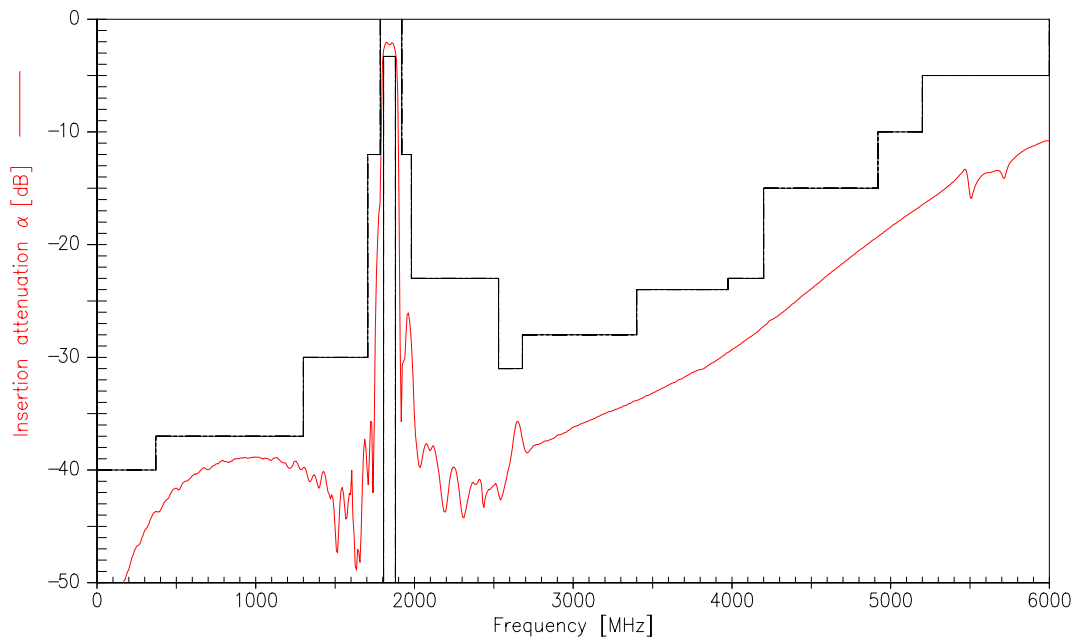
Data Sheet



Transfer function (spec for 25°C)



Transfer function (wideband)





SAW Components

B4166

Low-Loss Filter for Mobile Communication

1842,50 MHz

Data Sheet



Published by EPCOS AG

Surface Acoustic Wave Components Division, OFW E MF

P.O. Box 80 17 09, D-81617 München

© EPCOS AG 2009. All Rights Reserved.

As far as patents or other rights of third parties are concerned, liability is only assumed for components per se, not for applications, processes and circuits implemented within components or assemblies.

The information describes the type of component and shall not be considered as assured characteristics.

Terms of delivery and rights to change design reserved.

For questions on technology, prices and delivery please contact the sales offices of EPCOS AG or the international representatives.

Due to technical requirements components may contain dangerous substances. For information on the type in question please also contact one of our sales offices.