


# SMT MICRO HEADER & SOCKET

(0.80 mm) .0315" PITCH • FTE/CLE SERIES



**FTE**  
Mates:  
CLE

**CLE**  
Mates:  
FTE, AW

## SPECIFICATIONS

**Insulator Material:**  
Black Liquid Crystal Polymer  
**Terminal Material:**  
Phosphor Bronze  
**Contact Material:**  
BeCu  
**Plating:**  
Au over 50 μ" (1.27 μm) Ni  
**Current Rating (FTE/CLE):**  
2.7 A per pin  
(2 pins powered)  
**Operating Temp Range:**  
-55 °C to +125 °C  
**Insertion Depth (CLE):**  
Top Entry =  
(1.73 mm) .068" to (3.18 mm) .125"  
with (0.38 mm) .015"  
wipe, or pass-through  
Bottom Entry =  
(3.23 mm) .127" minimum plus  
board thickness  
**Normal Force (CLE):**  
75 grams (0.73 N)  
**Max Cycles (CLE):**  
100 with 10 μ" (0.25 μm) Au

## PROCESSING

**Lead-Free Solderable:**  
Yes  
**SMT Lead Coplanarity (FTE):**  
-DV: (0.10 mm) .004" max  
-DH: (0.10 mm) .004" max (05-25)  
(0.15 mm) .006" max (26-50)\*  
\*(.004" stencil solution  
may be available; contact  
IPG@samtec.com)  
**SMT Lead Coplanarity (CLE):**  
(0.10 mm) .004" max (04-65)  
(0.15 mm) .006" max (66-90)\*  
\*(.004" stencil solution  
may be available; contact  
ipg@samtec.com)

**Note:**  
Some lengths, styles and  
options are non-standard,  
non-returnable.



**05 thru 90**  
Specify LEAD STYLE from chart

**-G**  
= 10 μ" (0.25 μm) Gold on post, Gold flash on balance

**-DV**  
= Dual Vertical

**-DH**  
= Dual Horizontal (50 positions maximum)

**-ES**  
= End Shroud

**-EC**  
= End Shroud with Locking Clips (Manual placement required)

**-EP**  
= End Shroud with Guide Posts

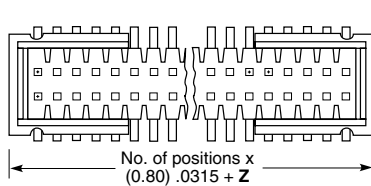
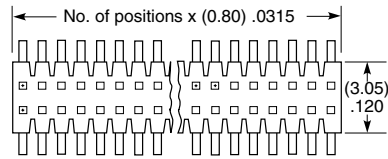
**-A**  
= Alignment Pin (5 positions minimum) Metal or plastic at Samtec discretion (-DV only)

**-K**  
= (2.50 mm) .098" DIA Polyimide Film Pick & Place Pad (-DH only)

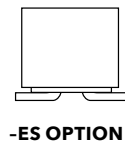
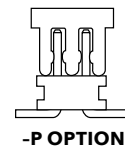
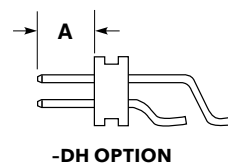
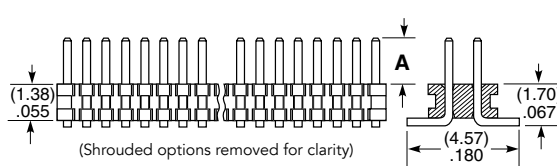
**-P**  
= Plastic Pick & Place Pad (8 positions minimum) -DV only

**-TR**  
= Tape & Reel

**-FR**  
= Full Reel Tape & Reel (must order max. quantity per reel; contact Samtec for quantity breaks)



OPTION	Z	LEAD STYLE	A
-ES	(1.57) .062	-01	(1.90) .075
-EC	(4.11) .162	-02	(4.45) .175
-EP	(5.51) .217	-03	(3.05) .120



**04 thru 90**

**-G**  
= 10 μ" (0.25 μm) Gold

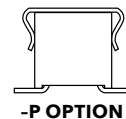
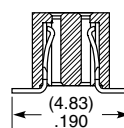
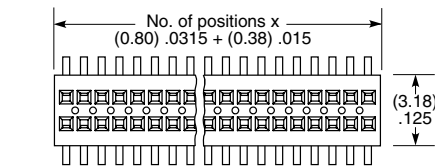
**-A**  
= Alignment Pin (4 positions minimum) Metal or plastic at Samtec discretion.

**-K**  
= (3.50 mm) .138" DIA Polyimide film Pick & Place Pad (8 positions minimum)

**-P**  
= Metal Pick & Place Pad (8 positions minimum)

**-TR**  
= Tape & Reel

**-FR**  
= Full Reel Tape & Reel (must order max. quantity per reel; contact Samtec for quantity breaks)



# Mouser Electronics

Authorized Distributor

Click to View Pricing, Inventory, Delivery & Lifecycle Information:

## Samtec:

[FTE-105-02-G-DV](#) [FTE-154-01-G-DV](#) [FTE-150-01-G-DV](#) [FTE-110-01-G-DV-A](#) [FTE-125-01-G-DV-ES-A](#) [FTE-114-01-G-DV](#) [FTE-125-02-G-DV](#) [FTE-190-01-G-DV](#) [FTE-117-01-G-DV-ES](#) [FTE-105-01-G-DH](#) [FTE-110-01-G-DV](#) [FTE-107-01-G-DV](#) [FTE-130-01-G-DV](#) [FTE-106-01-G-DV](#) [FTE-110-01-G-DV-P-TR](#) [FTE-125-01-G-DV](#) [FTE-105-03-G-DV](#) [FTE-120-02-G-DV-A](#) [FTE-105-01-G-DV](#) [FTE-120-02-G-DV](#) [FTE-112-01-G-DV](#) [FTE-132-01-G-DV-ES](#) [FTE-145-01-G-DV](#) [FTE-108-01-G-DV](#) [FTE-136-02-G-DV](#) [FTE-139-01-G-DV](#) [FTE-108-01-G-DV-P-TR](#) [FTE-105-03-G-DV-A](#) [FTE-135-01-G-DV](#) [FTE-105-01-G-DV-ES](#) [FTE-120-01-G-DV](#) [FTE-125-01-G-DV-ES-P](#) [FTE-115-01-G-DV](#) [FTE-109-01-G-DV](#) [FTE-120-01-G-DV-ES-P](#) [FTE-110-01-G-DV-A-TR](#) [FTE-110-01-G-DV-P](#) [FTE-105-03-G-DH-K-TR](#) [FTE-105-03-G-DV-TR](#) [FTE-107-03-G-DV-TR](#) [FTE-107-02-G-DV-A](#) [FTE-108-01-G-DH-K](#) [FTE-108-03-G-DV](#) [FTE-105-02-G-DV-A](#) [FTE-108-01-G-DV-ES](#) [FTE-105-02-G-DH](#) [FTE-108-01-G-DV-ES-TR](#) [FTE-105-01-G-DH-TR](#) [FTE-106-03-G-DV-TR](#) [FTE-105-01-G-DV-A](#) [FTE-105-01-G-DV-ES-TR](#) [FTE-115-01-G-DV-P-TR](#) [FTE-106-01-G-DV-A](#) [FTE-114-01-G-DV-A](#) [FTE-166-01-G-DV-A](#) [FTE-170-01-G-DV-ES](#) [FTE-170-01-G-DV-ES-A](#) [FTE-170-02-G-DV-A](#) [FTE-171-01-G-DV-ES](#) [FTE-174-01-G-DV-ES-A](#) [FTE-175-01-G-DV-A](#) [FTE-180-01-G-DV-ES](#) [FTE-180-01-G-DV-ES-A](#) [FTE-190-01-G-DV-EP-A](#) [FTE-190-01-G-DV-ES](#) [FTE-152-02-G-DV-P](#) [FTE-154-02-G-DV](#) [FTE-158-01-G-DV-ES-A](#) [FTE-159-01-G-DV-ES](#) [FTE-160-01-G-DV-EP-A-TR](#) [FTE-160-01-G-DV-ES-A](#) [FTE-164-01-G-DV-ES-A](#) [FTE-165-01-G-DV-A](#) [FTE-169-01-G-DV-ES-A](#) [FTE-172-01-G-DV-ES](#) [FTE-173-01-G-DV-ES](#) [FTE-174-01-G-DV-A](#) [FTE-179-01-G-DV-A](#) [FTE-180-02-G-DV](#) [FTE-183-01-G-DV-A](#) [FTE-186-01-G-DV-ES-A](#) [FTE-152-01-G-DV-ES](#) [FTE-155-01-G-DV-A](#) [FTE-162-01-G-DV-ES](#) [FTE-164-01-G-DV-ES](#) [FTE-167-01-G-DV-ES-A](#) [FTE-170-01-G-DV-A](#) [FTE-171-01-G-DV-ES-A](#) [FTE-173-01-G-DV-ES-A](#) [FTE-174-01-G-DV-ES](#) [FTE-175-01-G-DV-ES-A](#) [FTE-179-01-G-DV-ES](#) [FTE-183-01-G-DV-ES](#) [FTE-185-01-G-DV-ES-A](#) [FTE-188-01-G-DV-ES-A](#) [FTE-169-01-G-DV-ES](#) [FTE-176-01-G-DV-ES](#) [FTE-178-01-G-DV-ES-A](#) [FTE-181-01-G-DV-A](#) [FTE-184-01-G-DV-A](#)