

Features

- n Relay Header Case
- n Multioctave Frequency Coverage
- n Conversion Loss: 12 dB Midband
- n Impedance: 50 Ohms Nominal
- n Maximum Input Power: 300 mW Max.
- n MIL-STD-883 Screening Available

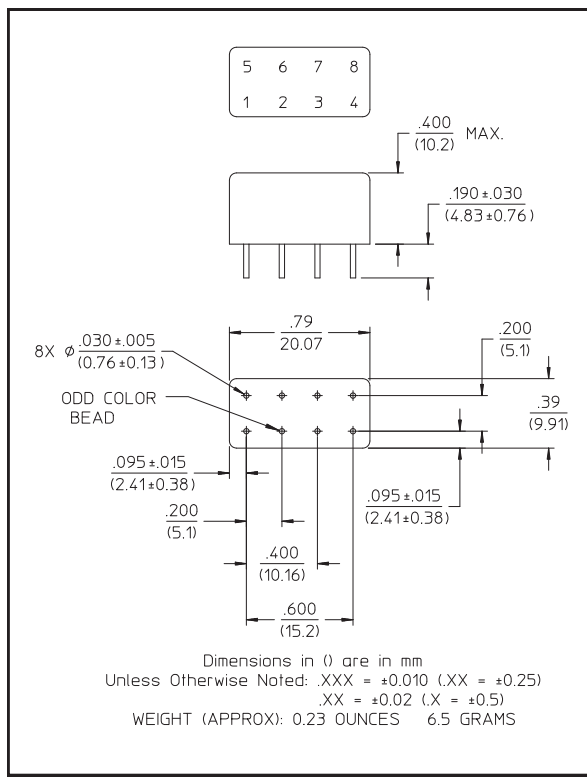
Description

A transmission line balun transformer connects to Schottky diodes arranged in a bridge configuration. This design allows balanced activation of all diodes, and yields excellent conversion loss, and odd-order term suppression.

Pin Configuration

Pin No.	Function	Pin No.	Function
1	Input	5	GND
2	GND	6	GND
3	GND	7	GND
4	GND	8	Output

RH-3



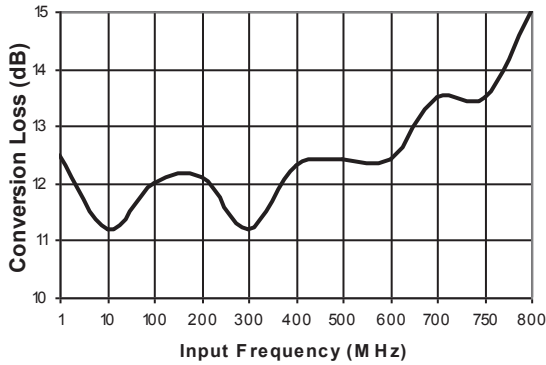
Electrical Specifications¹: T_A = -55°C to +85°C

Parameter	Test Conditions	Frequency	Units	Min	Typ	Max
Frequency Range	Input	10 - 750	MHz	—	—	—
	Output	20 - 1500	MHz	—	—	—
Conversion Loss		10 - 500 MHz	dB	—	—	14.5
		500 - 750 MHz	dB	—	—	15.5
Spurious (Referred to Output F ₂ Level)	F ₁	10 - 100 MHz	dB	25	—	—
		100 - 300 MHz	dB	20	—	—
		300 - 500 MHz	dB	15	—	—
		500 - 750 MHz	dB	10	—	—
	F ₃	30 - 300 MHz	dB	35	—	—
		300 - 900 MHz	dB	30	—	—
		900 - 1500 MHz	dB	25	—	—
		1500 - 2250 MHz	dB+	20	—	—
VSWR	Input	—	Ratio	—	<2.0:1	—
Conversion Loss as Quadrupler	—	—	dB	—	30	—

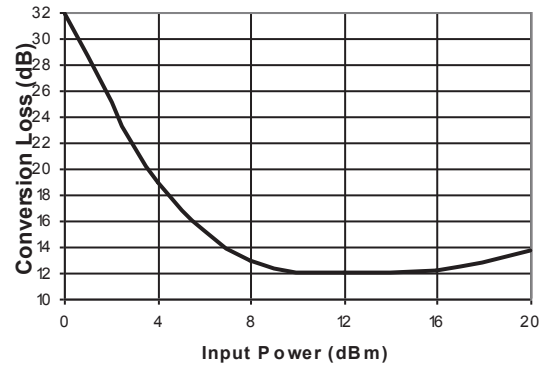
1. All specifications apply when operated at +13 dBm input power with 50 ohm source and load impedance.

Typical Performance Curves

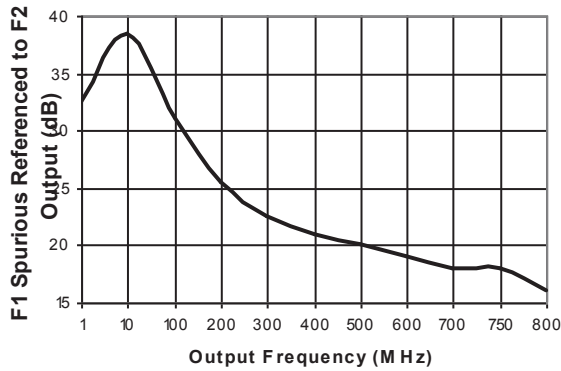
Conversion Loss



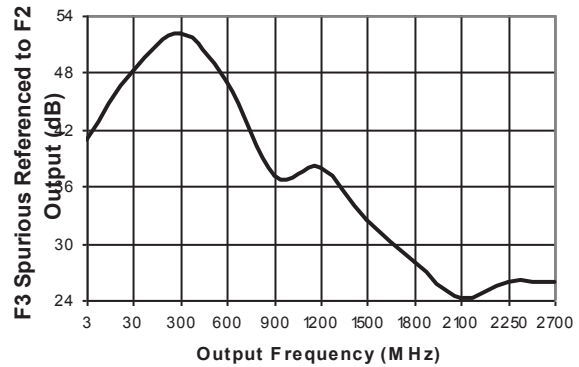
Conversion Loss vs. Input Power



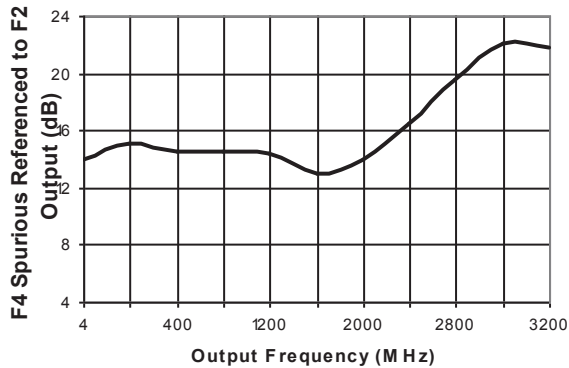
Spurious Response



Spurious Response



Spurious Response



Ordering Information

Part Number	Package
FM-105 PIN	RH-3

M/A-COM Technology Solutions Inc. All rights reserved.

Information in this document is provided in connection with M/A-COM Technology Solutions Inc ("MACOM") products. These materials are provided by MACOM as a service to its customers and may be used for informational purposes only. Except as provided in MACOM's Terms and Conditions of Sale for such products or in any separate agreement related to this document, MACOM assumes no liability whatsoever. MACOM assumes no responsibility for errors or omissions in these materials. MACOM may make changes to specifications and product descriptions at any time, without notice. MACOM makes no commitment to update the information and shall have no responsibility whatsoever for conflicts or incompatibilities arising from future changes to its specifications and product descriptions. No license, express or implied, by estoppel or otherwise, to any intellectual property rights is granted by this document.

THESE MATERIALS ARE PROVIDED "AS IS" WITHOUT WARRANTY OF ANY KIND, EITHER EXPRESS OR IMPLIED, RELATING TO SALE AND/OR USE OF MACOM PRODUCTS INCLUDING LIABILITY OR WARRANTIES RELATING TO FITNESS FOR A PARTICULAR PURPOSE, CONSEQUENTIAL OR INCIDENTAL DAMAGES, MERCHANTABILITY, OR INFRINGEMENT OF ANY PATENT, COPYRIGHT OR OTHER INTELLECTUAL PROPERTY RIGHT. MACOM FURTHER DOES NOT WARRANT THE ACCURACY OR COMPLETENESS OF THE INFORMATION, TEXT, GRAPHICS OR OTHER ITEMS CONTAINED WITHIN THESE MATERIALS. MACOM SHALL NOT BE LIABLE FOR ANY SPECIAL, INDIRECT, INCIDENTAL, OR CONSEQUENTIAL DAMAGES, INCLUDING WITHOUT LIMITATION, LOST REVENUES OR LOST PROFITS, WHICH MAY RESULT FROM THE USE OF THESE MATERIALS.

MACOM products are not intended for use in medical, lifesaving or life sustaining applications. MACOM customers using or selling MACOM products for use in such applications do so at their own risk and agree to fully indemnify MACOM for any damages resulting from such improper use or sale.