

## IT FIT 15/220...240/700 CS I

ICUTRONIC FIT CS I | Compact constant current LED driver – Non dimmable

### Product family features

- Supply voltage: 220...240 V
- Line frequency: 50 Hz | 60 Hz
- Line voltage: 198...264 V
- According to EN 61347-1, 61347-2-13, 62384
- RI suppression according to CISPR 15
- Line harmonics according to IEC 61000-3-2
- Immunity according to IEC 61547

### Product family benefits

- Small housing for flexible luminaire designs
- Flexible current selection via DIP switch
- Reversible overtemperature, overload, short-circuit and open-circuit protection

### Areas of application

- Extra small design for downlights, spotlights and other indoor luminaires
- Suitable for luminaires of protection classes I and II
- Suitable for indoor SELV installations



Intelligent LED Solutions, Unit 2, Berkshire Business Centre, Berkshire Drive, Thatcham, Berkshire, RG19 4EW  
Telephone: +44 (0)1635 294606 Email: info@i-led.co.uk Web: www.i-led.co.uk  
A division of Intelligent Group Solutions Ltd

## Technical data

### Electrical data

Nominal input voltage	220...240 V
Mains frequency	50/60 Hz
Input voltage AC	198...264 V <sup>1)</sup>
Total harmonic distortion	< 10 % <sup>2)</sup>
Power factor $\lambda$	0.95 <sup>3)</sup>
ECG efficiency	86 % <sup>4)</sup>
Protective conductor current	<0.7 mA
Inrush current	< 10 A
Max. ECG no. on circuit breaker 10 A (B)	51
Max. ECG no. on circuit breaker 10 A (C)	51
Max. ECG no. on circuit breaker 16 A (B)	82
Max. ECG no. on circuit breaker 16 A (C)	82
Surge capability (L/N-Ground)	2 kV
Surge capability (L-N)	1 kV
Nominal output voltage	11...21 V
U-OUT (working voltage)	60 V
Nominal output current	550 / 600 / 650 / 700 mA <sup>5)</sup>
Output current tolerance	±7.5 %
Output ripple current (100 Hz)	< 5 % <sup>6)</sup>
Output PSTLM	≤1
Output SVM	≤0.4
Nominal output power	6.05...14.7 W
Galvanic isolation	SELV
Current set	DipSwitch
Default output current	700 mA

<sup>1)</sup> Safety voltage range

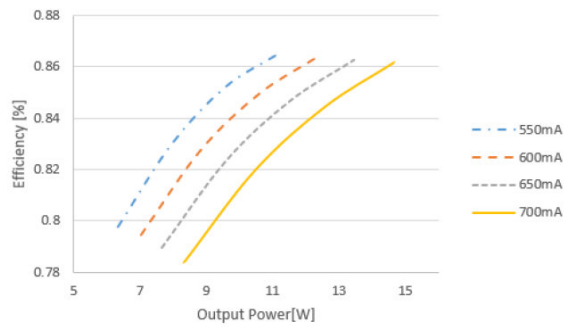
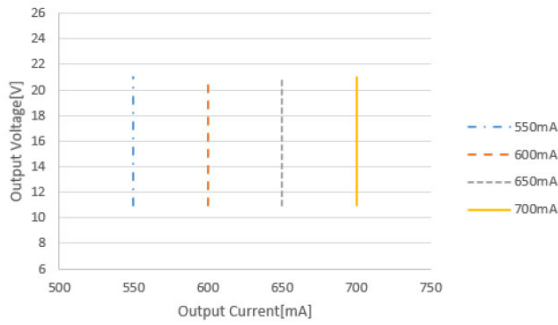
<sup>2)</sup> At full load, 230 V, 50 Hz / see graphs

<sup>3)</sup> Full load at 230 V/50 Hz

<sup>4)</sup> At full load and 230 V / At 50 Hz

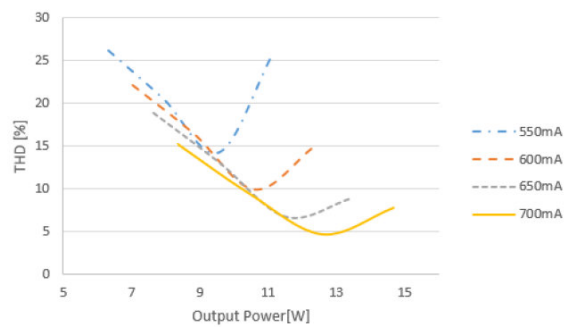
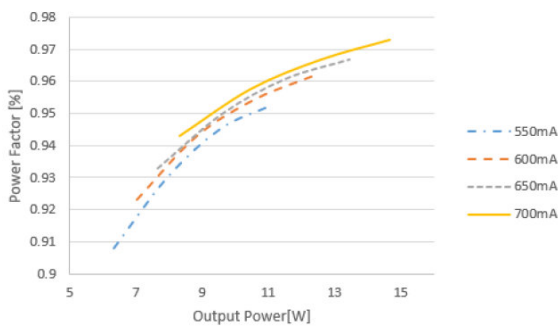
<sup>5)</sup> ±7.5%

<sup>6)</sup> Ripple average at 100 Hz



IT FIT 15 700 CS I Operating Window

IT FIT 15 700 CS I Typical Efficiency vs. Load (230 V 50 Hz)



IT FIT 15 700 CS I Typical Power Factor vs. Load

IT FIT 15 700 CS I Typical THD Vs Load

Dimensions & weight



Intelligent LED Solutions, Unit 2, Berkshire Business Centre, Berkshire Drive, Thatcham, Berkshire, RG19 4EW  
 Telephone: +44 (0)1635 294606 Email: info@i-led.co.uk Web: www.i-led.co.uk  
 A division of Intelligent Group Solutions Ltd

## Product datasheet

Mounting hole spacing, length	89.4 mm
Mounting hole spacing, width	22.0 mm
Product weight	56.00 g
Cable cross-section, input side	0.5...1.5 / 0.75...1.5 mm <sup>2</sup> <sup>1)</sup>
Cable cross-section, output side	0.5...1.5 / 0.75...1.5 mm <sup>2</sup> <sup>1)</sup>
Wire preparation length, input side	7...8 mm
Wire preparation length, output side	7...8 mm
Length	104.0 mm
Width	30.0 mm
Height	26.0 mm

<sup>1)</sup> Solid/ Flexible Leads

### Colors & materials

Casing material	Plastic
-----------------	---------

### Temperatures & operating conditions

Ambient temperature range	-20...+50 °C
Maximum temperature at tc test point	80 °C <sup>1)</sup>
Max.housing temperature in case of fault	110 °C
Temperature range at storage	-40...+85 °C
Permitted rel. humidity during operation	5...85 % <sup>2)</sup>

<sup>1)</sup> Measured on tc point indicated on the product label.

<sup>2)</sup> Maximum 56 days/year at 85 %

### Lifespan

ECG lifetime	50000 h <sup>1)</sup>
--------------	-----------------------

<sup>1)</sup> At maximum  $T_c = 70^\circ\text{C}$  / 10% failure rate

### Capabilities

Dimmable	No
Overheating protection	Automatic reversible
Overload protection	Automatic reversible
Short-circuit protection	Automatic reversible
Max. cable length to lamp/LED module	2.0 m
Suitable for fixtures with prot. class	I / II
Type of connection, input side	Push terminal
Type of connection, output side	Push terminal

### Programming

Programming device	DIPswitch
--------------------	-----------



Intelligent LED Solutions, Unit 2, Berkshire Business Centre, Berkshire Drive, Thatcham, Berkshire, RG19 4EW  
Telephone: +44 (0)1635 294606 Email: info@i-led.co.uk Web: www.i-led.co.uk  
A division of Intelligent Group Solutions Ltd

## Product datasheet





### Certificates & standards

Approval marks – approval	ENEC 05 / CCC / CE / RCM
Standards	Acc. to IEC 61347-1/Acc. to IEC 61347-2-13/Acc. to IEC 62384/Acc. to IEC 61000-3-2/Acc. to IEC 61000-3-3/Acc. to IEC 61547
Type of protection	IP20

### Logistical data

Commodity code	850440829000
----------------	--------------

### Download Data

File	
	User instruction ICUTRONIC LED Power Supply
	CAD data IT FIT CS I IGS 210521
	CAD data IT FIT CS I STEP 210521
	CAD data 3-dim IT FIT CS I CAD3PDF 210521

### Logistical Data

Product code	Product description	Packaging unit (Pieces/Unit)	Dimensions (length x width x height)	Volume	Gross weight
4062172199322	IT FIT 15/220...240/700 CS I	Shipping carton box 20	220 mm x 162 mm x 75 mm	2.67 dm <sup>3</sup>	1205.00 g

The mentioned product code describes the smallest quantity unit which can be ordered. One shipping unit can contain one or more single products. When placing an order, for the quantity please enter single or multiples of a shipping unit.

### Disclaimer

Subject to change without notice. Errors and omission excepted. Always make sure to use the most recent release.



Intelligent LED Solutions, Unit 2, Berkshire Business Centre, Berkshire Drive, Thatcham, Berkshire, RG19 4EW  
Telephone: +44 (0)1635 294606 Email: info@i-led.co.uk Web: www.i-led.co.uk  
A division of Intelligent Group Solutions Ltd