


3M™ Shielded/Jacketed, Flat Cable

.050" 28 AWG Stranded, PVC/PVC

3517 Series



- Meets external wiring requirements of National Electrical Code, Article 725 (CL2)
- UL listed for USA and Canadian markets
- 28 AWG stranded wire on .050 inch centers permits mass termination to broad line of IDC connectors
- 360 degree expanded copper shielding provides 20 db average shielding effectiveness
- Primary cable is zippable for branching or discrete terminations
- RoHS* compliant

Date Modified: November 15, 2006

TS-0069-20
Sheet 1 of 2

Physical

Jacket Material: Polyvinyl Chloride (PVC)

Color: Black

Material: PVC

Color: Gray

Marking:

Standard: (UL) CL2 75C 28 AWG or AWM 20879 3M NU C AWM IIA/B 80C 300V FT1 EU<50V

Conductors: 28 AWG, 7 × 36 AWG [7 × Ø 0.127] Tinned Stranded Copper

Shielding Material: Expanded Copper

Electrical

Voltage Rating: USA: N.E.C. 725, CL2 or AWM 300 V Canada <50 V EU: <50 V

Insulation Resistance: (Primary Cable) $>1 \times 10^{10} \Omega/10 \text{ ft}$ [3 m]

	Unbalanced	Balanced
Characteristic Impedance:	70 Ω	119 Ω
Capacitance:	21.5 pF/ft [70.5 pF/m]	12.7 pF/ft [41.7 pF/m]
Inductance:	0.11 $\mu\text{H}/\text{ft}$ [0.35 $\mu\text{H}/\text{m}$]	0.18 $\mu\text{H}/\text{ft}$ [0.59 $\mu\text{H}/\text{m}$]
Propagation Delay:	1.51 ns/ft [4.95 ns/m]	1.51 ns/ft [4.95 ns/m]
Velocity of Propagation:	67%	67%

Note: Unbalanced is measured between ground-signal-ground conductors, with shield grounded. Balanced is measured between signal conductors within a pair, with the shield floating.

Environmental

Temperature Rating: USA: CL2; 75°C or AWM: -20°C to +80°C Canada: 80°C

Flammability Rating: USA: N.E.C. 725, CL2 Canada: FT1

**"RoHS compliant" means that the product or part does not contain any of the following substances in excess of the following maximum concentration values in any homogeneous material, unless the substance is in an application that is exempt under RoHS: (a) 0.1% (by weight) for lead, mercury, hexavalent chromium, polybrominated biphenyls or polybrominated diphenyl ethers; or (b) 0.01% (by weight) for cadmium. Unless otherwise stated by 3M in writing, this information represents 3M's knowledge and belief based upon information provided by third party suppliers to 3M.

UL File No.: E118773, Power Limited Circuit Cable: CL2 (or AWM Style 20879)

3M™ Shielded/Jacketed, Flat Cable

.050" 28 AWG Stranded, PVC/PVC

3517 Series

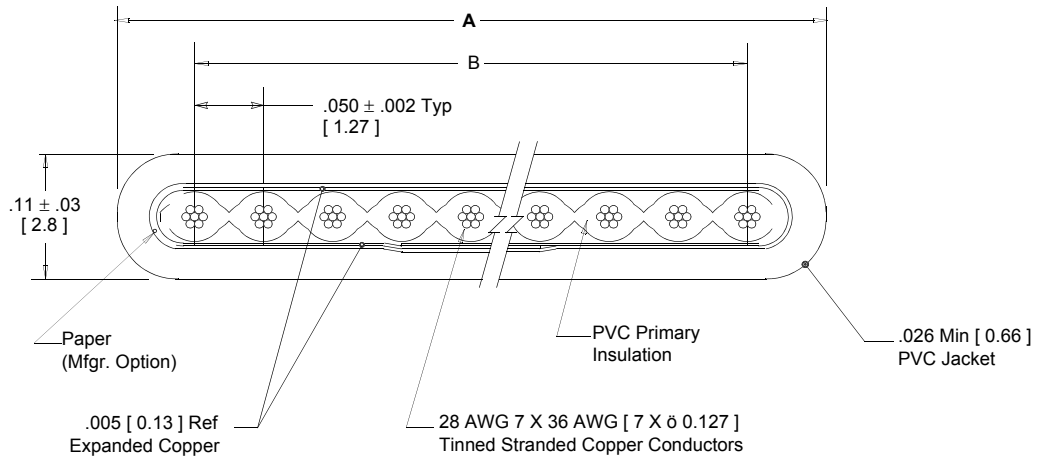


Inch
[mm]

Tolerance Unless Noted			
	.0	.00	.000
inch	±.1	±.01	±.005

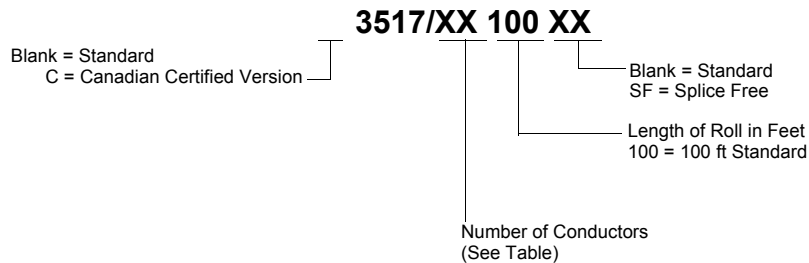
[] Dimensions for Reference Only

Number of Conductors	3M Part Number	Dimension A ± .04	Dimension B
09	3517/09	.58 [14.7]	0.400 ± .007 [10.16]
10	3517/10	.63 [16.0]	0.450 ± .007 [11.43]
14	3517/14	.83 [21.1]	0.650 ± .007 [16.51]
15	3517/15	.88 [22.4]	0.700 ± .007 [17.78]
16	3517/16	.93 [23.6]	0.750 ± .011 [19.05]
20	3517/20	1.13 [28.7]	0.950 ± .011 [24.13]
24	3517/24	1.33 [33.8]	1.150 ± .011 [29.21]
25	3517/25	1.38 [35.0]	1.200 ± .011 [30.48]
26	3517/26	1.43 [36.3]	1.250 ± .011 [31.75]
30	3517/30	1.63 [41.4]	1.450 ± .015 [36.83]
34	3517/34	1.83 [46.5]	1.650 ± .015 [41.91]
36	3517/36	1.93 [49.0]	1.750 ± .015 [44.45]
37	3517/37	1.98 [50.3]	1.800 ± .015 [45.72]
40	3517/40	2.13 [54.1]	1.950 ± .015 [49.53]
50	3517/50	2.63 [66.8]	2.450 ± .015 [62.23]
60	3517/60	3.13 [79.5]	2.950 ± .015 [74.93]
64	3517/64	3.38 [85.9]	3.150 ± .015 [80.01]



Note: Red marking on edge of primary cable designates wire #1.

Ordering Information



Note: Contact 3M for availability of additional conductor counts and/or custom roll lengths.

TS-0069-20
Sheet 2 of 2

Important Notice

All statements, technical information, and recommendations related to 3M's products are based on information believed to be reliable, but the accuracy or completeness is not guaranteed. Before using this product, you must evaluate it and determine if it is suitable for your intended application. You assume all risks and liability associated with such use. Any statements related to the product which are not contained in 3M's current publications, or any contrary statements contained on your purchase order shall have no force or effect unless expressly agreed upon, in writing, by an authorized officer of 3M.

3M

3M Electronics

6801 River Place Blvd.
Austin, TX 78726-9000
800/225-5373
www.3M.com/electronics

Warranty; Limited Remedy; Limited Liability.

This product will be free from defects in material and manufacture for a period of one (1) year from the time of purchase. **3M MAKES NO OTHER WARRANTIES INCLUDING, BUT NOT LIMITED TO, ANY IMPLIED WARRANTY OF MERCHANTABILITY OR FITNESS FOR A PARTICULAR PURPOSE.** If this product is defective within the warranty period stated above, your exclusive remedy shall be, at 3M's option, to replace or repair the 3M product or refund the purchase price of the 3M product. **Except where prohibited by law, 3M will not be liable for any indirect, special, incidental or consequential loss or damage arising from this 3M product, regardless of the legal theory asserted.**



*Minimum 10%
Post-Consumer Fiber*

Printed in USA.

© 3M 2006