

High-current terminal block - UBAL 50 BN - 1086470

Please be informed that the data shown in this PDF Document is generated from our Online Catalog. Please find the complete data in the user's documentation. Our General Terms of Use for Downloads are valid (<http://phoenixcontact.com/download>)




High-current terminal block, Terminal block for aluminum and copper conductors (AL-CU), nom. voltage: 1000 V, nominal current: 145 A, connection method: Screw connection, number of connections: 2, number of positions: 1, cross section: 6 mm² - 50 mm², AWG: 6 - 1/0, width: 19.2 mm, height: 51 mm, color: brown, mounting type: NS 35/15, NS 35/7,5

Your advantages

- ✓ Maintenance-free terminal points that are greased beforehand simplify the connection of aluminum conductors
- ✓ Tailor-made screw connection for multi-stranded aluminum conductors and copper wires
- ✓ Extremely robust housing made from fiberglass-reinforced polyamide with V0 approval

Key Commercial Data

| | |
|--------------|---|
| Packing unit | 20 pc |
| GTIN |  4 055626 877969 |
| GTIN | 4055626877969 |

Technical data

General

| | |
|--|---|
| Note | Terminal block for aluminum and copper conductors (AL-CU) |
| Number of positions | 1 |
| Number of levels | 1 |
| Number of connections | 2 |
| Potentials | 1 |
| Nominal cross section | 50 mm ² |
| Color | brown |
| Insulating material | PA |
| Flammability rating according to UL 94 | V0 |
| Rated surge voltage | 8 kV |
| Degree of pollution | 3 |
| Overvoltage category | III |
| Insulating material group | II |

High-current terminal block - UBAL 50 BN - 1086470

Technical data

General

| | |
|--|---|
| Note | The following values apply to aluminum conductors |
| Maximum load current | 145 A (with 50 mm ² conductor cross section – test current in accordance with IEC 61238-1) |
| Nominal current I _N | 145 A |
| Nominal voltage U _N | 1000 V |
| Note | The following values apply to copper wires |
| Maximum load current | 150 A (with 50 mm ² conductor cross section) |
| Nominal current I _N | 150 A |
| Nominal voltage U _N | 1000 V |
| Open side panel | No |
| Ambient temperature (operation) | -60 °C ... 85 °C |
| Ambient temperature (storage/transport) | -25 °C ... 55 °C (For a short time, not exceeding 24 h, -60 to +70 °C) |
| Permissible humidity (storage/transport) | 30 % ... 70 % |
| Ambient temperature (assembly) | -5 °C ... 70 °C |
| Ambient temperature (actuation) | -5 °C ... 70 °C |

Dimensions

| | |
|------------------|---------|
| Width | 19.2 mm |
| Length | 82.5 mm |
| Height | 51 mm |
| Height NS 35/7,5 | 51 mm |
| Height NS 35/15 | 58.5 mm |

Connection data

| | |
|---------------------------------------|--|
| Note | Screws with hexagonal socket |
| Connection method | Screw connection |
| Screw thread | M10 |
| Stripping length | 23 mm |
| Note | The following values apply to aluminum conductors |
| Connection in acc. with standard | IEC 61238-1 |
| Conductor cross section solid min. | 6 mm ² |
| Conductor cross section solid max. | 50 mm ² |
| Conductor cross section AWG min. | 6 |
| Conductor cross section AWG max. | 1/0 |
| Conductor cross section flexible min. | 6 mm ² |
| Conductor cross section flexible max. | 50 mm ² |
| Note | The values for aluminum conductors relate to rigid and multi-stranded conductors in accordance with EN 60228. Application notes on connecting aluminum conductors can be found in the download area. |
| | The following values apply to copper wires |
| Connection in acc. with standard | IEC 60947-7-1 |
| Conductor cross section solid min. | 2.5 mm ² |

High-current terminal block - UBAL 50 BN - 1086470

Technical data

Connection data

| | |
|--|---------------------|
| Conductor cross section solid max. | 50 mm ² |
| Conductor cross section AWG min. | 6 |
| Conductor cross section AWG max. | 1/0 |
| Conductor cross section flexible min. | 2.5 mm ² |
| Conductor cross section flexible max. | 35 mm ² |
| Conductor cross section flexible, with ferrule without plastic sleeve min. | 2.5 mm ² |
| Conductor cross section flexible, with ferrule without plastic sleeve max. | 35 mm ² |
| Conductor cross section flexible, with ferrule with plastic sleeve min. | 2.5 mm ² |
| Conductor cross section flexible, with ferrule with plastic sleeve max. | 35 mm ² |
| 2 conductors with same cross section, stranded min. | 1.5 mm ² |
| 2 conductors with same cross section, stranded max. | 16 mm ² |

Standards and Regulations

| | |
|--|---------------|
| Connection in acc. with standard | IEC 61238-1 |
| | IEC 60947-7-1 |
| Flammability rating according to UL 94 | V0 |

Environmental Product Compliance

| | |
|------------|---|
| China RoHS | Environmentally friendly use period: unlimited = EFUP-e |
| | No hazardous substances above threshold values |

Drawings

Circuit diagram



Classifications

eCl@ss

| | |
|---------------|----------|
| eCl@ss 10.0.1 | 27141120 |
| eCl@ss 4.0 | 27141120 |
| eCl@ss 4.1 | 27141120 |
| eCl@ss 5.0 | 27141120 |
| eCl@ss 5.1 | 27141100 |
| eCl@ss 6.0 | 27141100 |
| eCl@ss 7.0 | 27141120 |
| eCl@ss 8.0 | 27141120 |
| eCl@ss 9.0 | 27141120 |

High-current terminal block - UBAL 50 BN - 1086470

Classifications

ETIM

| | |
|----------|----------|
| ETIM 2.0 | EC000897 |
| ETIM 3.0 | EC000897 |
| ETIM 4.0 | EC000897 |
| ETIM 5.0 | EC000897 |
| ETIM 6.0 | EC000897 |
| ETIM 7.0 | EC000897 |

UNSPSC

| | |
|---------------|----------|
| UNSPSC 6.01 | 30211811 |
| UNSPSC 7.0901 | 39121410 |
| UNSPSC 11 | 39121410 |
| UNSPSC 12.01 | 39121410 |
| UNSPSC 13.2 | 39121410 |
| UNSPSC 18.0 | 39121410 |
| UNSPSC 19.0 | 39121410 |
| UNSPSC 20.0 | 39121410 |
| UNSPSC 21.0 | 39121410 |

Approvals

Approvals

Approvals

UL Recognized

Ex Approvals

Approval details

| | | | |
|---------------|--|---|--------------|
| UL Recognized | | http://database.ul.com/cgi-bin/XYV/template/LISEXT/1FRAME/index.htm | FILE E 60425 |
|---------------|--|---|--------------|

Accessories

Accessories

End cover

High-current terminal block - UBAL 50 BN - 1086470

Accessories

Cover plate - CEC UBAL 50 - 1086473



Cover plate, color: yellow


Terminal marking

Marker for terminal blocks - UCT-TM 5 - 0828734




Marker for terminal blocks, Sheet, white, unlabeled, can be labeled with: TOPMARK NEO, TOPMARK LASER, BLUEMARK ID COLOR, BLUEMARK ID, BLUEMARK CLED, THERMOMARK PRIME, THERMOMARK CARD 2.0, THERMOMARK CARD, mounting type: snap into tall marker groove, for terminal block width: 5.2 mm, lettering field size: 4.6 x 10.5 mm, Number of individual labels: 72

Marker for terminal blocks - UCT-TM 5 OG - 0829155



Marker for terminal blocks, Sheet, orange, unlabeled, can be labeled with: TOPMARK NEO, TOPMARK LASER, BLUEMARK ID COLOR, BLUEMARK ID, BLUEMARK CLED, THERMOMARK PRIME, THERMOMARK CARD 2.0, THERMOMARK CARD, mounting type: snap into tall marker groove, for terminal block width: 5.2 mm, lettering field size: 4.6 x 10.5 mm, Number of individual labels: 72

Marker for terminal blocks - UCT-TM 5 BU - 0829157



Marker for terminal blocks, Sheet, blue, unlabeled, can be labeled with: TOPMARK NEO, TOPMARK LASER, BLUEMARK ID COLOR, BLUEMARK ID, BLUEMARK CLED, THERMOMARK PRIME, THERMOMARK CARD 2.0, THERMOMARK CARD, mounting type: snap into tall marker groove, for terminal block width: 5.2 mm, lettering field size: 4.6 x 10.5 mm, Number of individual labels: 72

Marker for terminal blocks - UCT-TM 5 YE - 0828735




Marker for terminal blocks, Sheet, yellow, unlabeled, can be labeled with: TOPMARK NEO, TOPMARK LASER, BLUEMARK ID COLOR, BLUEMARK ID, BLUEMARK CLED, THERMOMARK PRIME, THERMOMARK CARD 2.0, THERMOMARK CARD, mounting type: snap into tall marker groove, for terminal block width: 5.2 mm, lettering field size: 4.6 x 10.5 mm, Number of individual labels: 72

High-current terminal block - UBAL 50 BN - 1086470


Accessories

Marker for terminal blocks - UCT-TM 5 RD - 0829154



Marker for terminal blocks, Sheet, red, unlabeled, can be labeled with: TOPMARK NEO, TOPMARK LASER, BLUEMARK ID COLOR, BLUEMARK ID, BLUEMARK CLED, THERMOMARK PRIME, THERMOMARK CARD 2.0, THERMOMARK CARD, mounting type: snap into tall marker groove, for terminal block width: 5.2 mm, lettering field size: 4.6 x 10.5 mm, Number of individual labels: 72

Marker for terminal blocks - UCT-TM 5 GN - 0829158



Marker for terminal blocks, Sheet, green, unlabeled, can be labeled with: TOPMARK NEO, TOPMARK LASER, BLUEMARK ID COLOR, BLUEMARK ID, BLUEMARK CLED, THERMOMARK PRIME, THERMOMARK CARD 2.0, THERMOMARK CARD, mounting type: snap into tall marker groove, for terminal block width: 5.2 mm, lettering field size: 4.6 x 10.5 mm, Number of individual labels: 72

Marker for terminal blocks - UCT-TM 5 VT - 0829156



Marker for terminal blocks, Sheet, violet, unlabeled, can be labeled with: TOPMARK NEO, TOPMARK LASER, BLUEMARK ID COLOR, BLUEMARK ID, BLUEMARK CLED, THERMOMARK PRIME, THERMOMARK CARD 2.0, THERMOMARK CARD, mounting type: snap into tall marker groove, for terminal block width: 5.2 mm, lettering field size: 4.6 x 10.5 mm, Number of individual labels: 72

Phoenix Contact 2020 © - all rights reserved
<http://www.phoenixcontact.com>

PHOENIX CONTACT GmbH & Co. KG
Flachsmarktstr. 8
32825 Blomberg
Germany
Tel. +49 5235 300
Fax +49 5235 3 41200
<http://www.phoenixcontact.com>

Mouser Electronics

Authorized Distributor

Click to View Pricing, Inventory, Delivery & Lifecycle Information:

[Phoenix Contact:](#)

[1086470](#)