




# CFM361S SERIES

## 360 WATT AC-DC POWER SUPPLY WITH PFC



### Features

- \* Universal Input Range 90~264Vac
- \* 3" x 5" Compact Size/CFM361S
- \* 300W with Natural Convection @ 220Vac/CFM361S
- \* 360W with Natural Convection @ 220Vac/CFM361SXXXC
- \* 360W with Baseplate Cooled -40~85°C/CFM361SXXXC
- \* Meets EN60950 and EN55022 Class B
- \* Active PFC Meets EN61000-3-2
- \* High Efficiency up to 93.5% Typical
- \* High Power Density up to 15W/Inch<sup>3</sup>/CFM361S
- \* Remote Voltage Sense
- \* PS On/Off Remote Control
- \* +5V Stand-by Output Power
- \* 12V Fan Output
- \* Structure Patented



MODEL	VOLTAGE OUTPUT	OUTPUT CURRENT	RIPPLE & NOISE NOTE 1	VOLTAGE ADJ.RANGE	VOLTAGE ACCURACY NOTE 2	LINE REGULATION NOTE 3	LOAD REGULATION NOTE 4	%EFF. NOTE 5
<b>Main Output Voltage</b>								
CFM361S120	+12 V	29.6 A	120 mVp-p	11.4~12.6V	±1.0%	±0.5%	±1%	92.5%
CFM361S240	+24 V	14.8 A	150 mVp-p	22.8~25.2V	±1.0%	±0.5%	±1%	93.5%
CFM361S480	+48 V	7.4 A	150 mVp-p	45.6~50.4V	±1.0%	±0.5%	±1%	93.5%
<b>Stand-by Output Voltage</b>								
All	+5.0 V	0.5	---		---	---	---	
<b>Fan Output Voltage</b>								
All	+12.0 V	0.3	---		---	---	---	

# Specifications

## INPUT SPECIFICATIONS:

AC Input Voltage ..... 90~264Vac  
 Frequency ..... 47 to 63Hz  
 Inrush Current ..... 50A max. @240Vac  
 Leakage Current @ 264Vac ..... 3.5mA max.

## OUTPUT SPECIFICATIONS:

Total Rated Output Power ..... 360W  
 Remote Voltage Sense ..... Compensates for wire Voltage drop  
 Adjustment Range on Vout ..... ±5%  
 Hold-up Time ..... 12ms typ.  
 Over Voltage Protection ..... Recycle AC input to restart  
 Short Circuit Protection ..... Hiccup mode(Auto Recovery)  
 Over Temperature Protection ..... Auto Recovery  
 Temperature Coefficient ..... ±0.05%/°C

## SAFETY AND EMC:

Emission and Immunity ..... EN55022 Class B, FCC Part 15 Class B  
 EN61000-6-3, EN61000-3-2, EN61000-3-3  
 EN55024, EN61000-6-1, EN61204-3  
 Safety ..... IEC60950-1, EN60950-1, UL60950-1

## GENERAL SPECIFICATIONS:

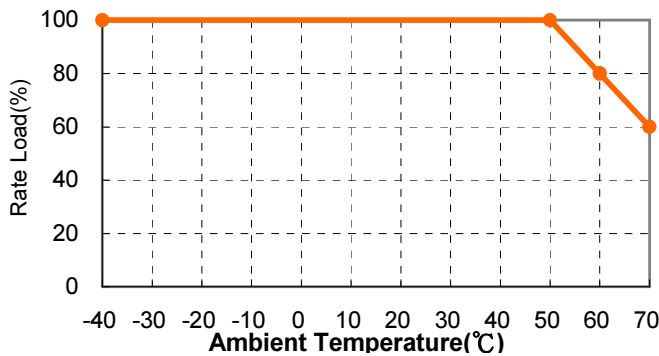
Isolation ..... Input to output = 4242VDC  
 Operating Temperature ..... see Derating Curve  
 Storage Temperature ..... -40~85°C  
 Humidity ..... 93% RH max. Non condensing  
 Switching Frequency ..... 55KHz Typical  
 MTBF ..... MIL-HDBK-217F, GB, 25°C/115VAC ..... 100Khrs min.  
 Altitude ..... 2000m  
 Dimensions :  
 Open frame versions...5.000x3.000x1.598 inches(127.00x76.20x40.60mm)  
 Covered versions .....5.391x3.425x1.697 inches(136.94x87.00x43.10mm)  
 Weight :  
 Open frame versions.....470g(1.04Pounds)  
 Covered versions.....550g(1.21Pounds)

## NOTE:

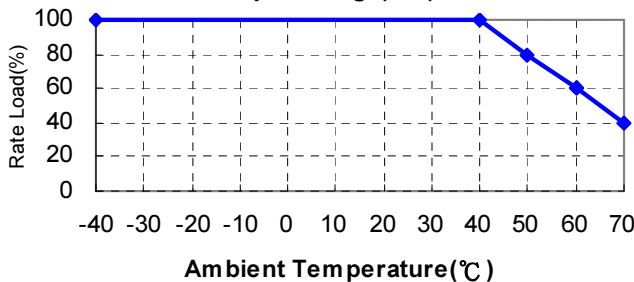
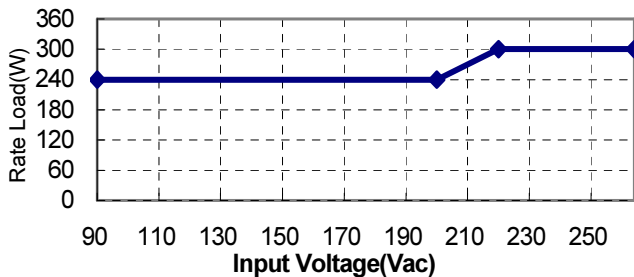
1. Add a 0.1uF ceramic capacitor and a 47uF E.L. capacitor to output for Ripple & Noise measuring @20MHz BW.
2. Voltage accuracy is set at 60% rated load and 25°C Ta.
3. Line regulation is measured from high line to low line with rated load.
4. Load regulation is measured at 60%±40% rated.
5. Typical efficiency at 230Vac and Full Load at 25°C.
6. Power dissipation (Pd):  $Pd = Pi - Po = Po(1-\eta)$
7. Input connectors (CN1) wafer with TAIWAN KING PIN TERMINAL PVHI series and mate with JST housing VHR series or equivalent.  
 Output connectors (CN8) wafer with TAIWAN KING PIN TERMINAL PIDC254M1L series and mate with Molex housing 70450 series or equivalent.

### CFM361S Series Derating Curve

360W With 10CFM Air Flow

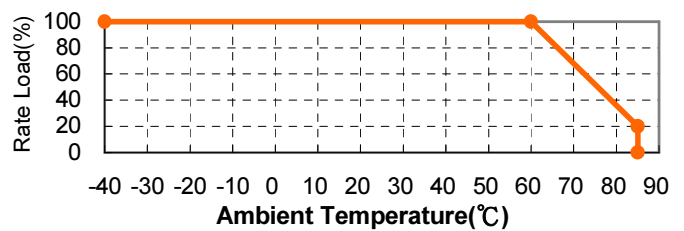


300W With Natural Convection

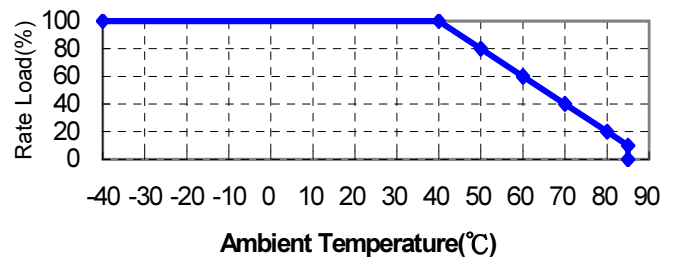
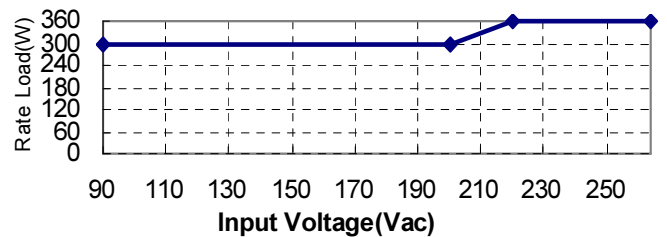


### CFM361SXXXC Series Derating Curve

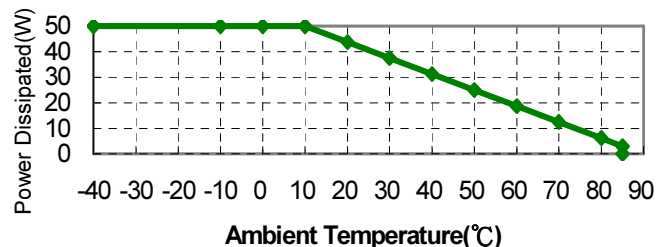
360W With 10CFM Air Flow



360W With Natural Convection



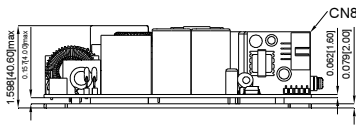
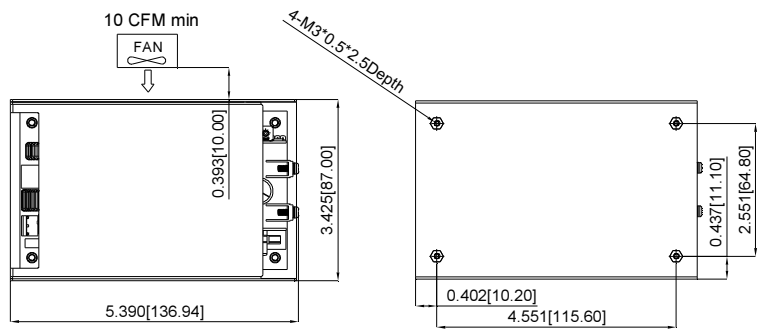
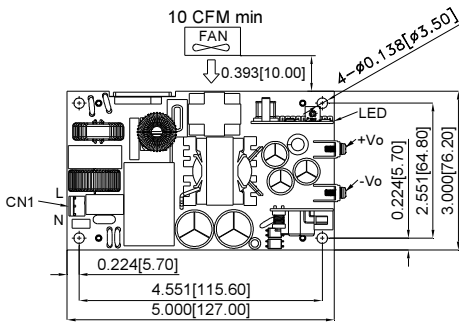
360W With Baseplate Cooled



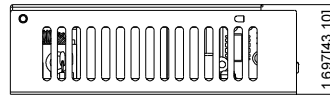
**CFM361S Series**

**CFM361SXXXC Series**

All Dimensions in inches[mm]  
 Tolerances : Inches : x.xxx=±0.02  
 Millimeters : x.xx=±0.5



CFM361S



CFM361SXXXC



CN8:

PINCONNECTION			
PIN	FUNCTION	PIN	FUNCTION
1	+SENSE	8	-SENSE
2	GND	7	ENABLE
3	GND	6	+5VBS
4	FAN output-	5	FAN output+

Note: Pull down Enable to activate PSU