

NLCV32T-100K-PFR



Applications	Commercial Grade
Feature	<p>No Directivity No Directivity</p> <p>Wire Wound Wire Wound</p> <p>Ferrite Core Ferrite Core</p>
Series Type	NLCV32-PFR
Status	<p> Production (Not Recommended for New Design)</p> <p>Recommended Alternate Part No. : NLCV32T-100K-EFR (Interchangeability is not guaranteed.)</p>
Brand	TDK



Size	
Length(L)	3.20mm ±0.20mm
Width(W)	2.50mm ±0.20mm
Thickness Height	2.20mm ±0.20mm
Recommended Land Pattern (A)	1.20mm Nom.
Recommended Land Pattern (B)	2.00mm Nom.
Recommended Land Pattern (C)	2.00mm Nom.

Electrical Characteristics	
Inductance	10µH ±10% at 2.52MHz
Rated Current	600mA
DC Resistance [Typ.]	420mΩ
DC Resistance [Max.]	504mΩ
Self Resonant Frequency [Min.]	30MHz
Self Resonant Frequency [Typ.]	
Q [Min.]	
Q [Typ.]	20

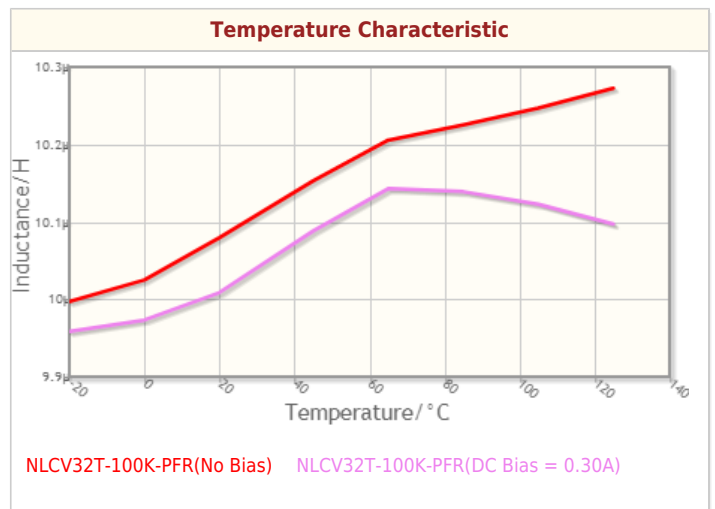
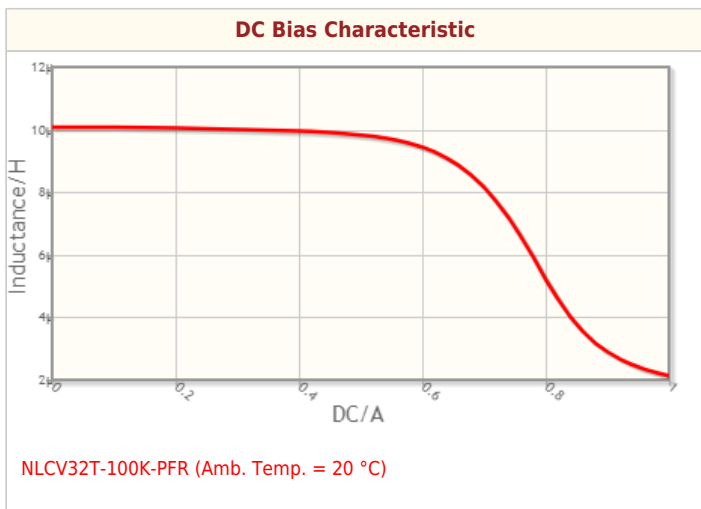
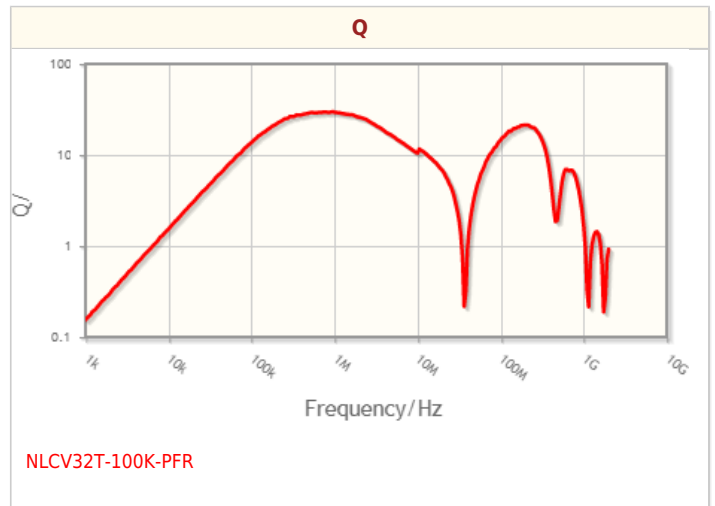
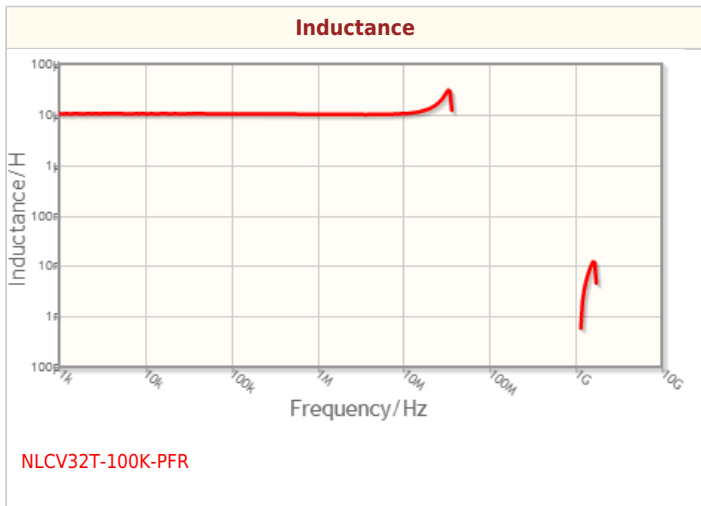
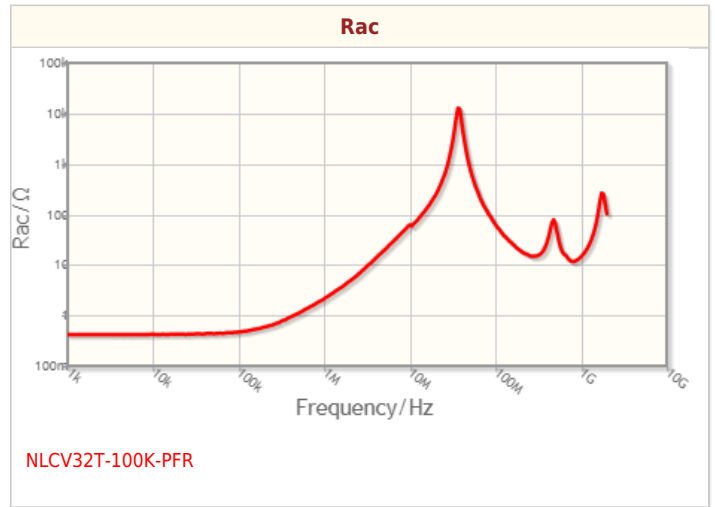
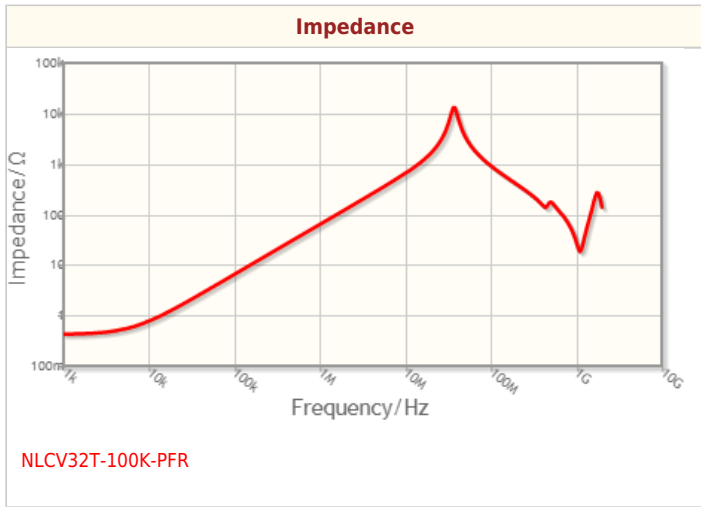
Other	
Operating Temp. Range (Including Self-Temp. Rise)	-40 to 125°C
Soldering Method	Wave (Flow)
	Reflow
	Iron Soldering
AEC-Q200	No
Packing	Blister (Plastic)Taping [180mm Reel]
Package Quantity	2000pcs
Weight	0.05g

! Images are for reference only and show exemplary products.
! This PDF document was created based on the data listed on the TDK Corporation website.
! All specifications are subject to change without notice.

NLCV32T-100K-PFR



Characteristic Graphs(This is reference data, and does not guarantee the products characteristics.)

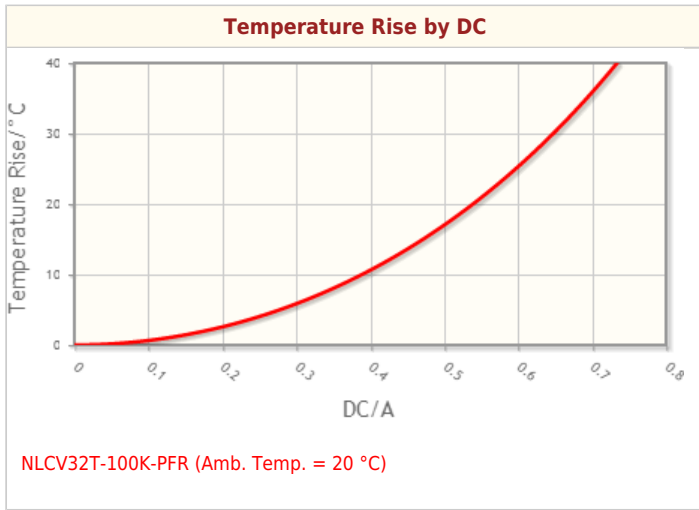


! Images are for reference only and show exemplary products.
! This PDF document was created based on the data listed on the TDK Corporation website.
! All specifications are subject to change without notice.

NLCV32T-100K-PFR



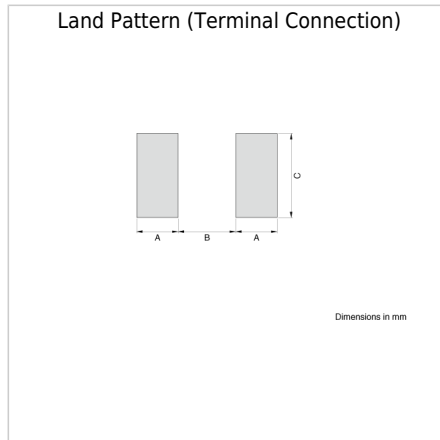
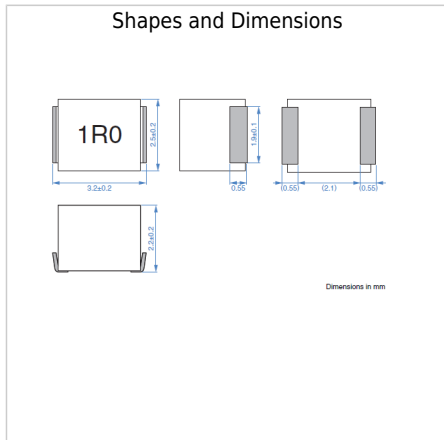
Characteristic Graphs(This is reference data, and does not guarantee the products characteristics.)



! Images are for reference only and show exemplary products.
! This PDF document was created based on the data listed on the TDK Corporation website.
! All specifications are subject to change without notice.



Associated Images



! Images are for reference only and show exemplary products.
! This PDF document was created based on the data listed on the TDK Corporation website.
! All specifications are subject to change without notice.