

# Grommet Sealing Plugs

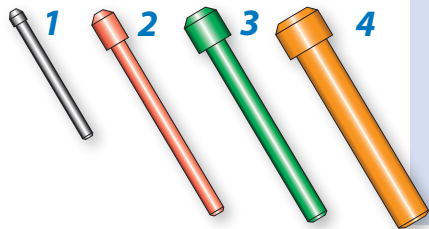
## MS27488 Type

### Size 0 Through 23



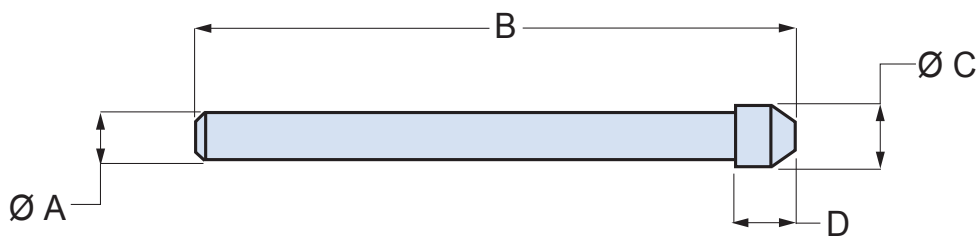
Special Purpose

## Grommet Sealing Plugs



Grommet sealing plugs are used to seal unwired contact cavities. The size #23 sealing plug is specially designed to fit Glenair Series 80 Mighty Mouse grommets. Sizes 20 through 0 plugs conform to MS27488 requirements. After installing unwired contacts into unused cavities, insert knob end of sealing plug into grommet until it bottoms against the unwired contact per illustration. Install sealing plugs with standard contact insertion/extraction tools. Size #23 plug is polyphenylsulfone, other sizes are per MS27488 requirements.

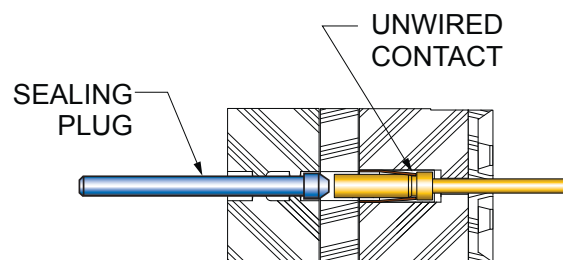
Fig.	Size	Color	Part Number	Military Part Number	Insertion/Extraction Tool	A Ref.		B Ref.		C Ref.		D Ref.	
						in.	mm.	in.	mm.	in.	mm.	in.	mm.
1	#23	Black	<b>809-155</b>	(None)	M81969/14-01	.040	1.02	.51	13.0	.052	1.32	.050	1.27
2	#20	Red	<b>859-012</b>	MS27488-20-2	M81969/14-11	.053	1.35	.81	20.8	.085	2.16	.125	3.18
3	#16	Green	<b>859-013</b>	MS27488-16-2	M81969/14-03	.074	1.88	.87	22.1	.125	3.18	.125	3.18
4	#12	Orange	<b>859-014</b>	MS27488-12-2	M81969/14-04	.120	3.05	.84	21.3	.165	4.19	.125	3.18
N/A	#8	Red		MS27488-8-3	Not Recommended	.170	4.32	1.19	30.2	.310	7.87	.125	3.18
N/A	#4	Blue		MS27488-4-3	Not Recommended	.278	7.06	1.19	30.2	.409	10.39	.125	3.18
N/A	#0	Yellow		MS27488-0-3	Not Recommended	.423	10.74	1.07	27.2	.601	15.27	.125	3.18



### Installation of Sealing Plugs

"It is recommended to install unwired contacts in unused holes. Insert sealing plug behind each unwired contact. Push sealing plug (large end first) until seated."

(NAVAIR 01-1A-505-1 Installation manual)



D

# Mouser Electronics

Authorized Distributor

Click to View Pricing, Inventory, Delivery & Lifecycle Information:

[Glenair:](#)

[809-155](#) [MS27488-4-3](#) [MS27488-16-2](#) [MS27488-8-3](#)