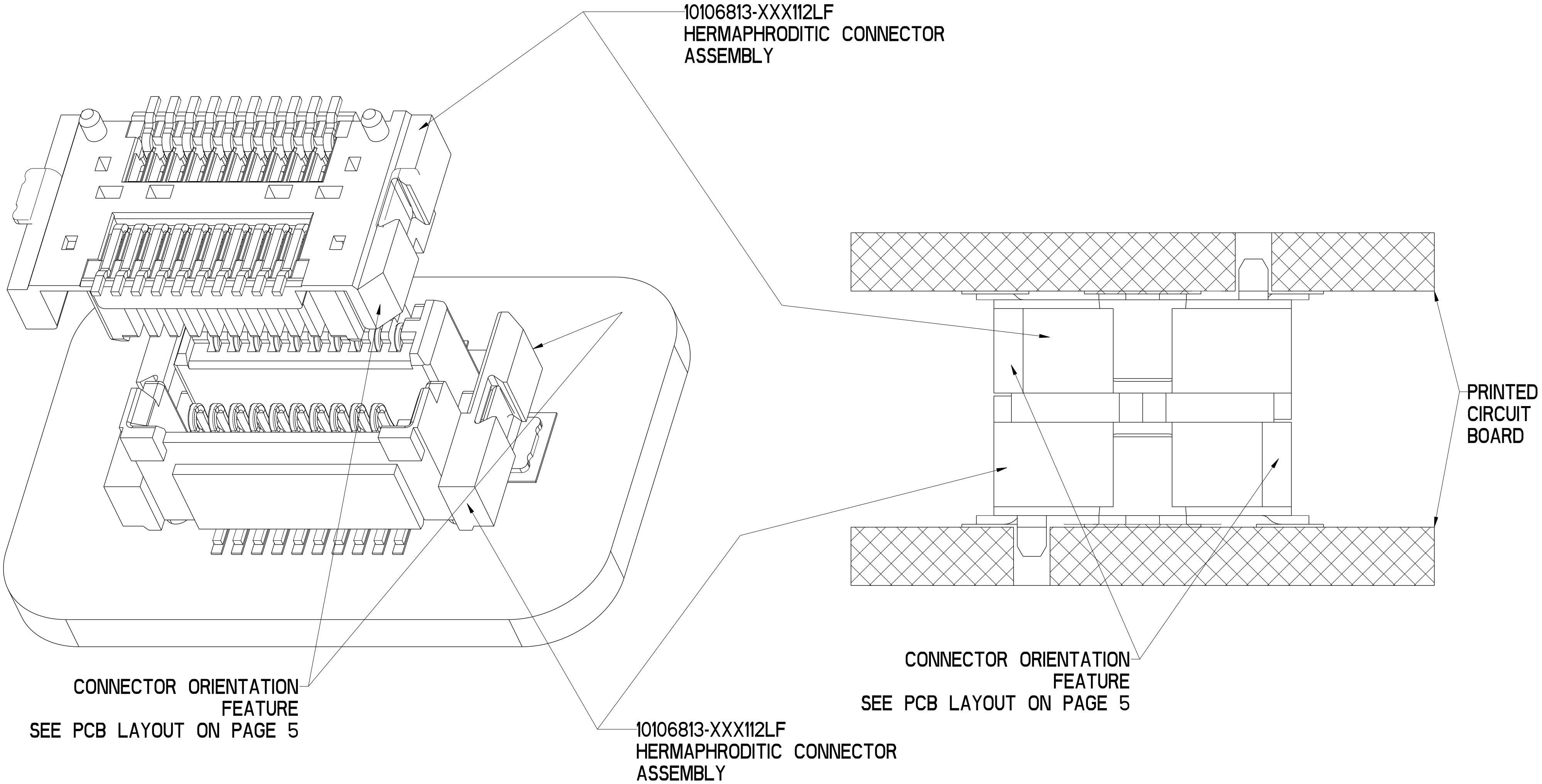


PRODUCT NUMBER
10106813-XXX112LF



10106813-XXX112LF
HERMAPHRODITIC CONNECTOR
ASSEMBLY

PRINTED
CIRCUIT
BOARD

CONNECTOR ORIENTATION
FEATURE
SEE PCB LAYOUT ON PAGE 5

CONNECTOR ORIENTATION
FEATURE
SEE PCB LAYOUT ON PAGE 5

10106813-XXX112LF
HERMAPHRODITIC CONNECTOR
ASSEMBLY

Amphenol
FCi

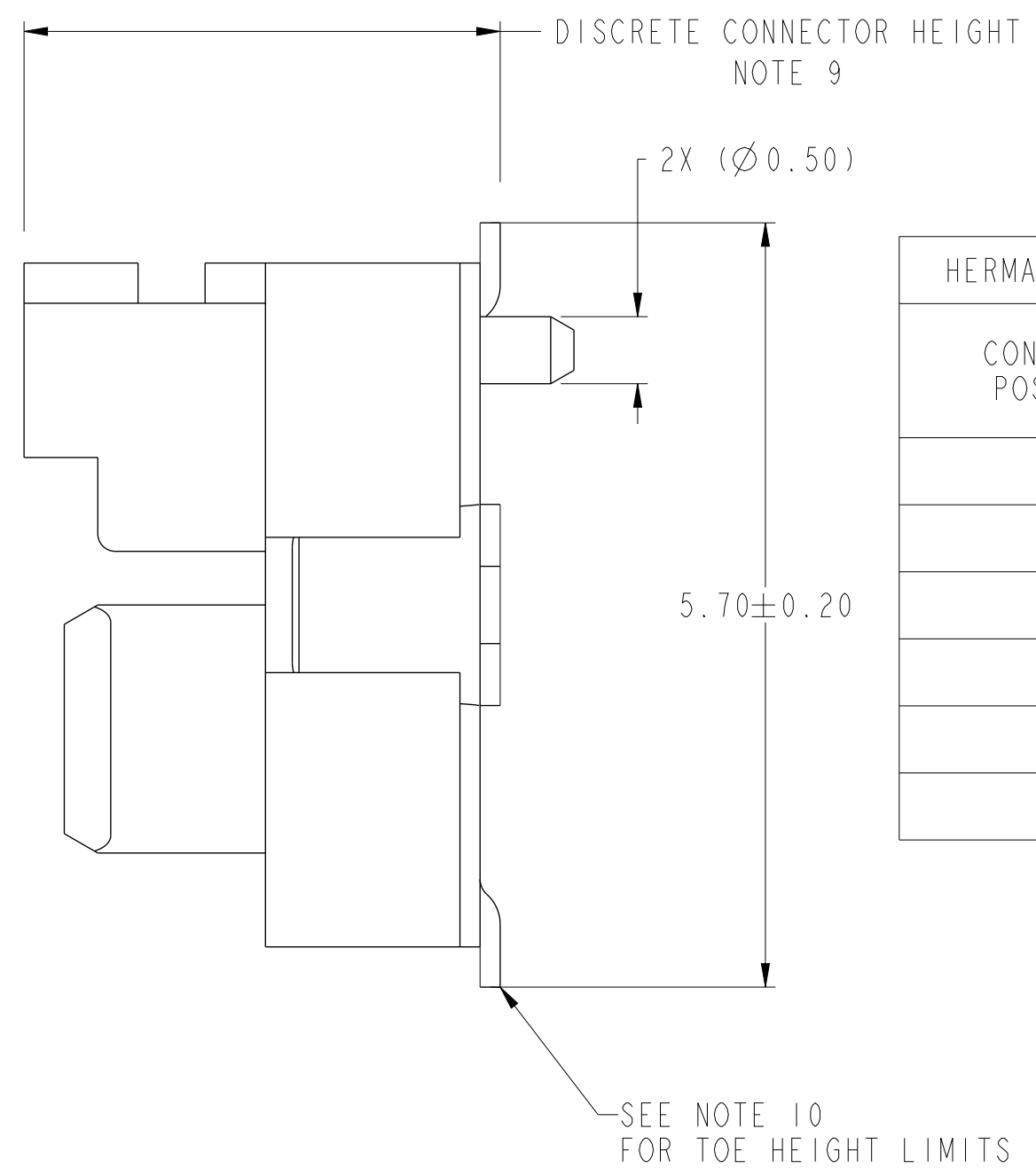
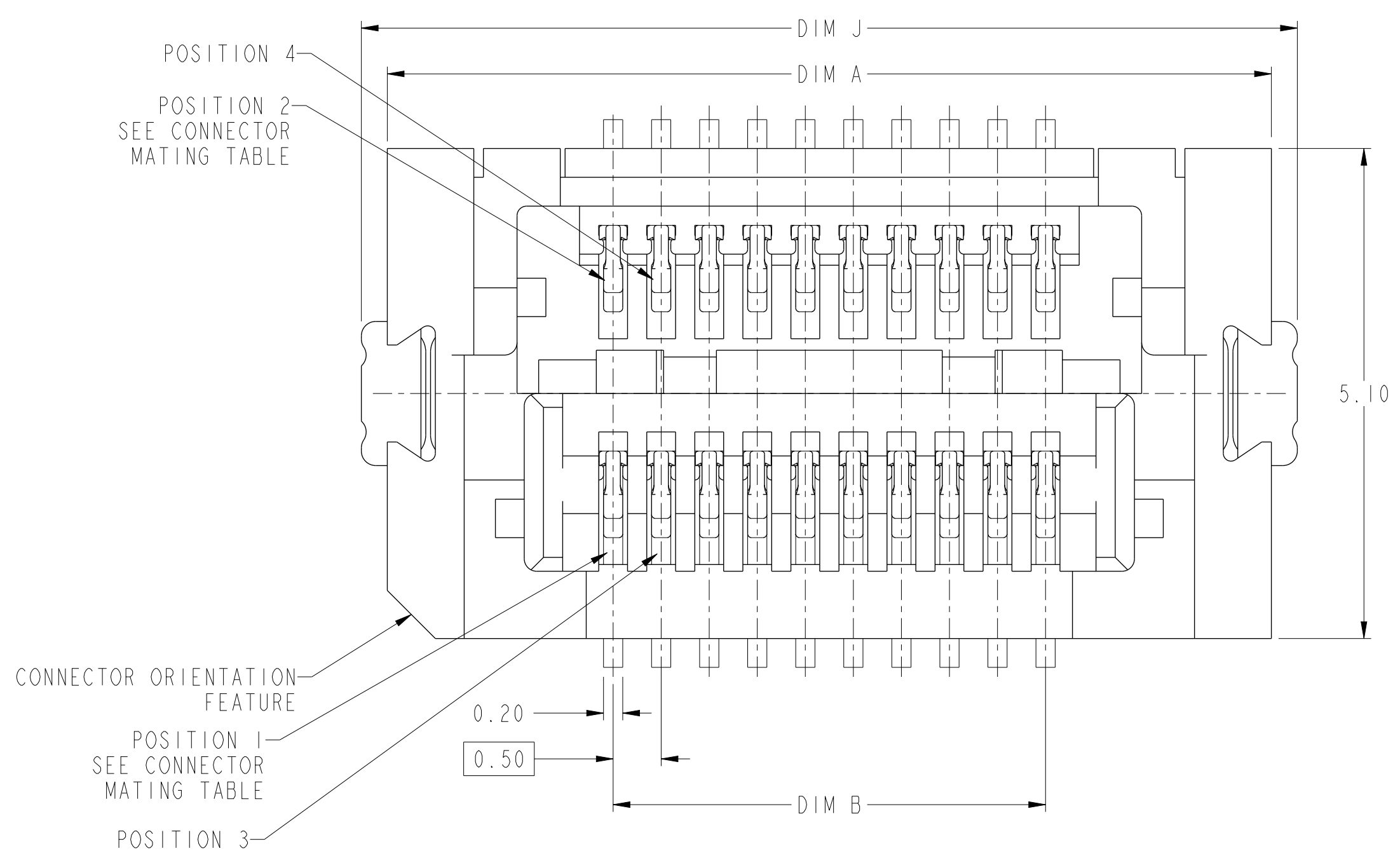
© 2016 AFci

spec ref	---	dr	Stu Stoner	2010/11/18	projection	mm	size	A2	scale	10:1							
tolerance std	---	eng	Laurence Zang	2017/11/07		mm	ecn no	ELX-N-28306-1	rel level	Released							
---	TOLERANCES UNLESS OTHERWISE SPECIFIED	chr	-														
---		appr	Tim Yao	2017/11/07													
surface	<table border="1"> <tr> <td>linear</td> <td>0.X</td> <td>±0.3</td> </tr> <tr> <td></td> <td>0.XX</td> <td>±0.10</td> </tr> <tr> <td></td> <td>0.XXX</td> <td>±0.05</td> </tr> <tr> <td>angular</td> <td>0°</td> <td>±2°</td> </tr> </table>	linear	0.X	±0.3		0.XX	±0.10		0.XXX	±0.05	angular	0°	±2°	 www.fci.com	Amphenol FCI HERMAPHRODITIC CONNECTOR, LONG STYLE 20-70 POS, 0.50 CTR, 4-7MM STACK HT	title 10106813	rev G
linear	0.X	±0.3															
	0.XX	±0.10															
	0.XXX	±0.05															
angular	0°	±2°															
---		cat. no.	-	Product - Customer Drw	sheet 1 of 7												

PDS: Rev :G

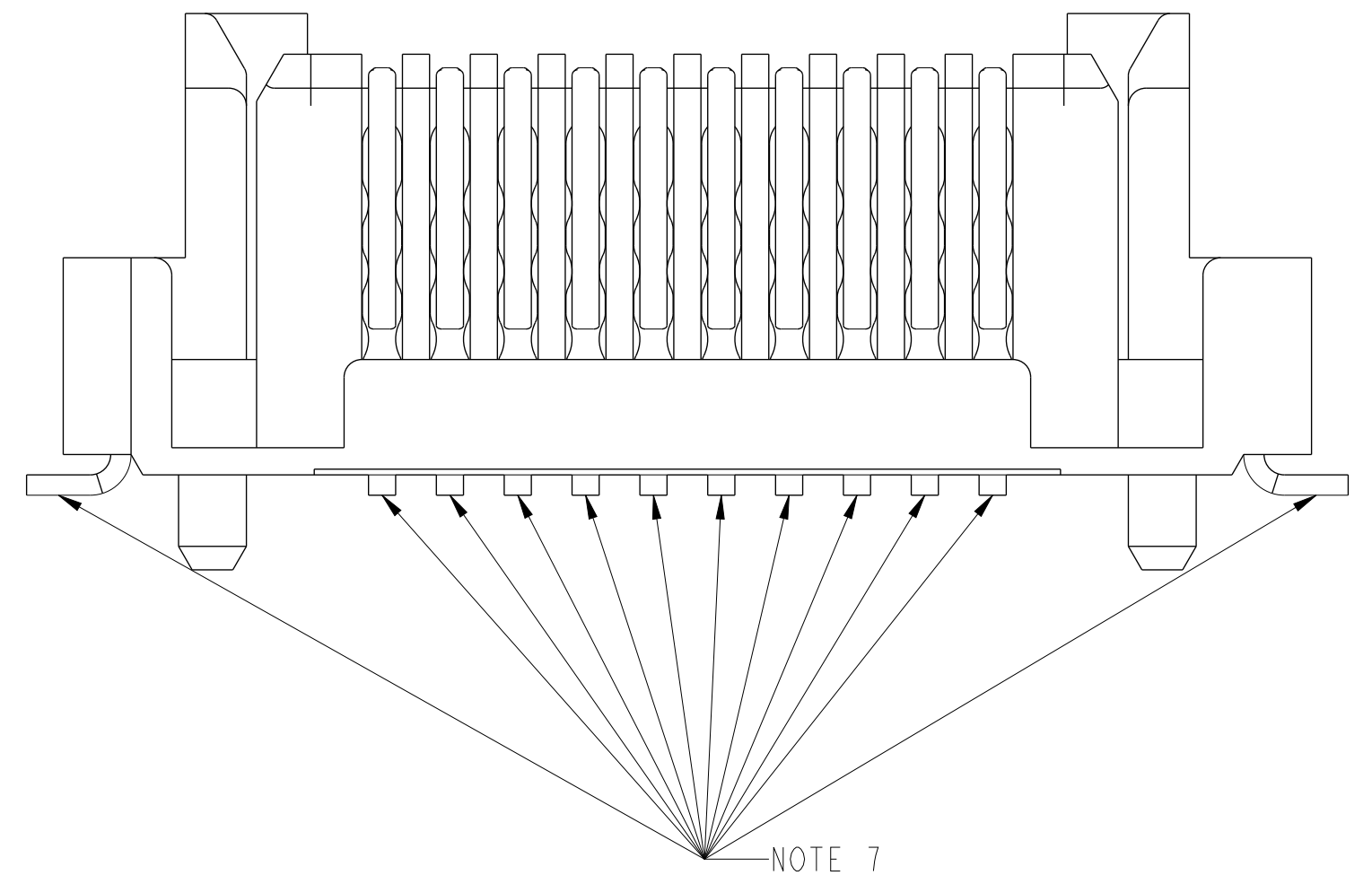
STATUS:Released

Printed: Nov 19, 2018



HERMAPHRODITIC CONNECTOR MATING	
CONNECTOR POSITION	MATES WITH CONNECTOR POSITION
1	2
3	4
5	6
7	8
9	10
ETC.	

10106813-021112LF SHOWN
WITHOUT STANDARD PICK-UP CAP

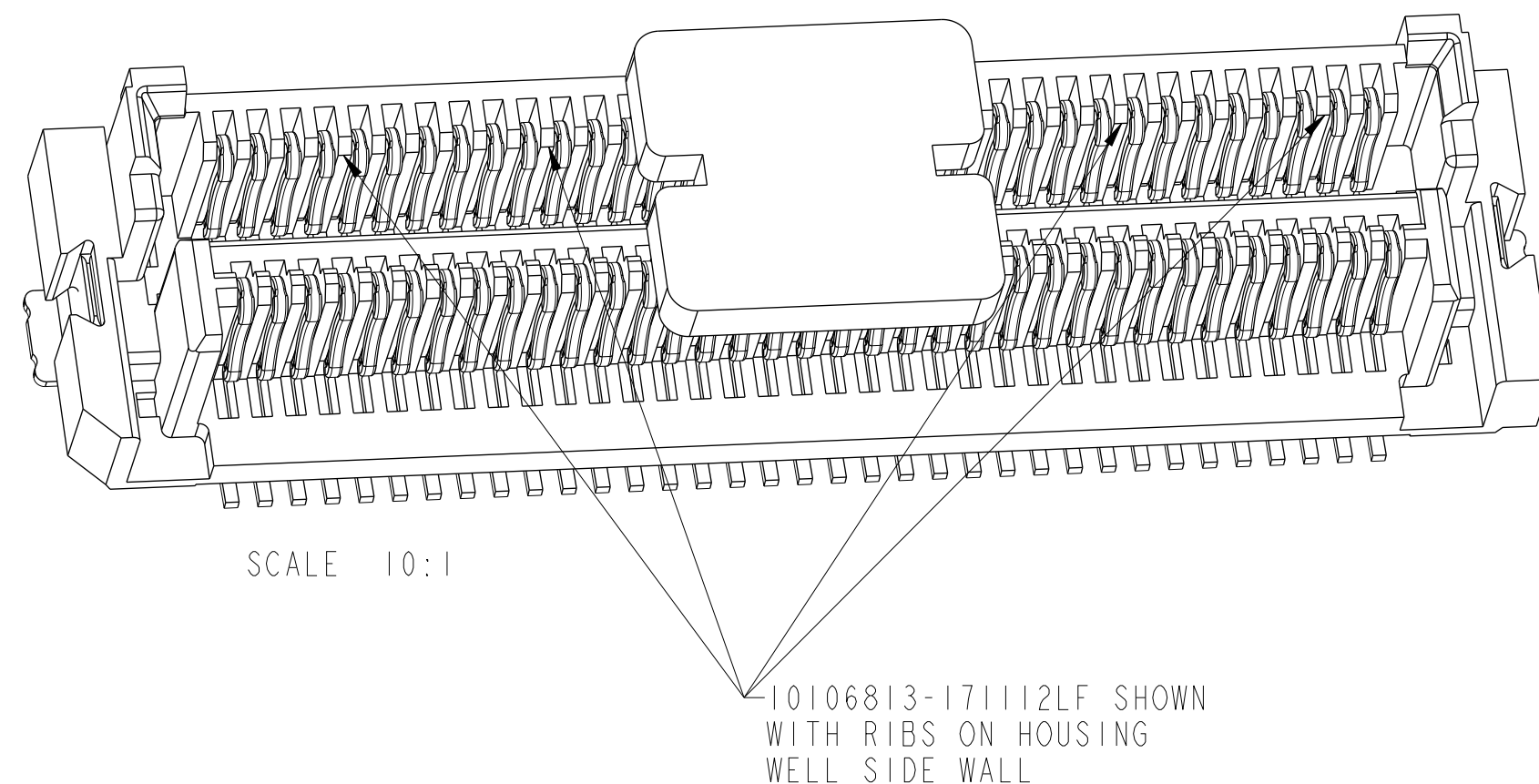
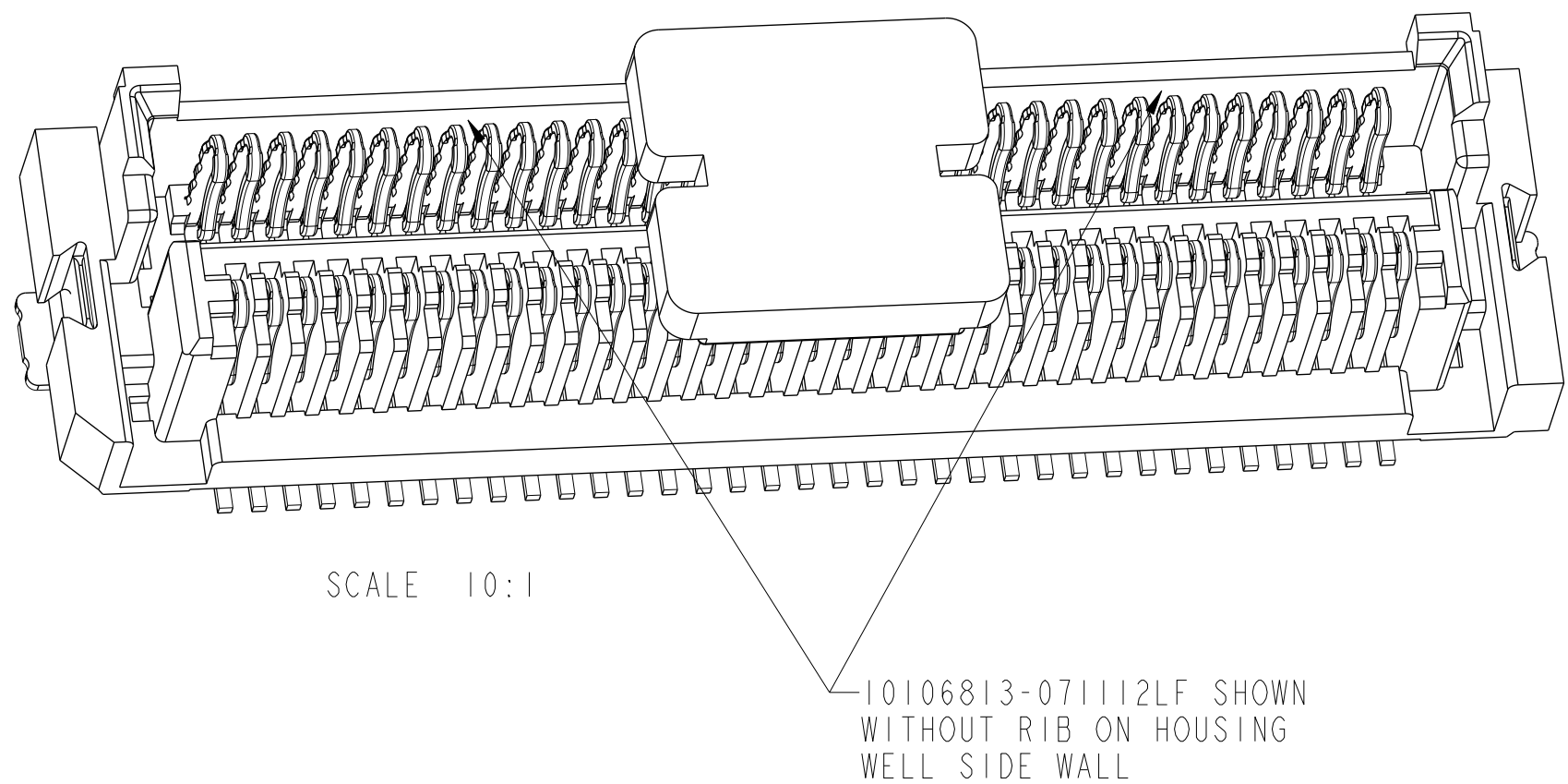
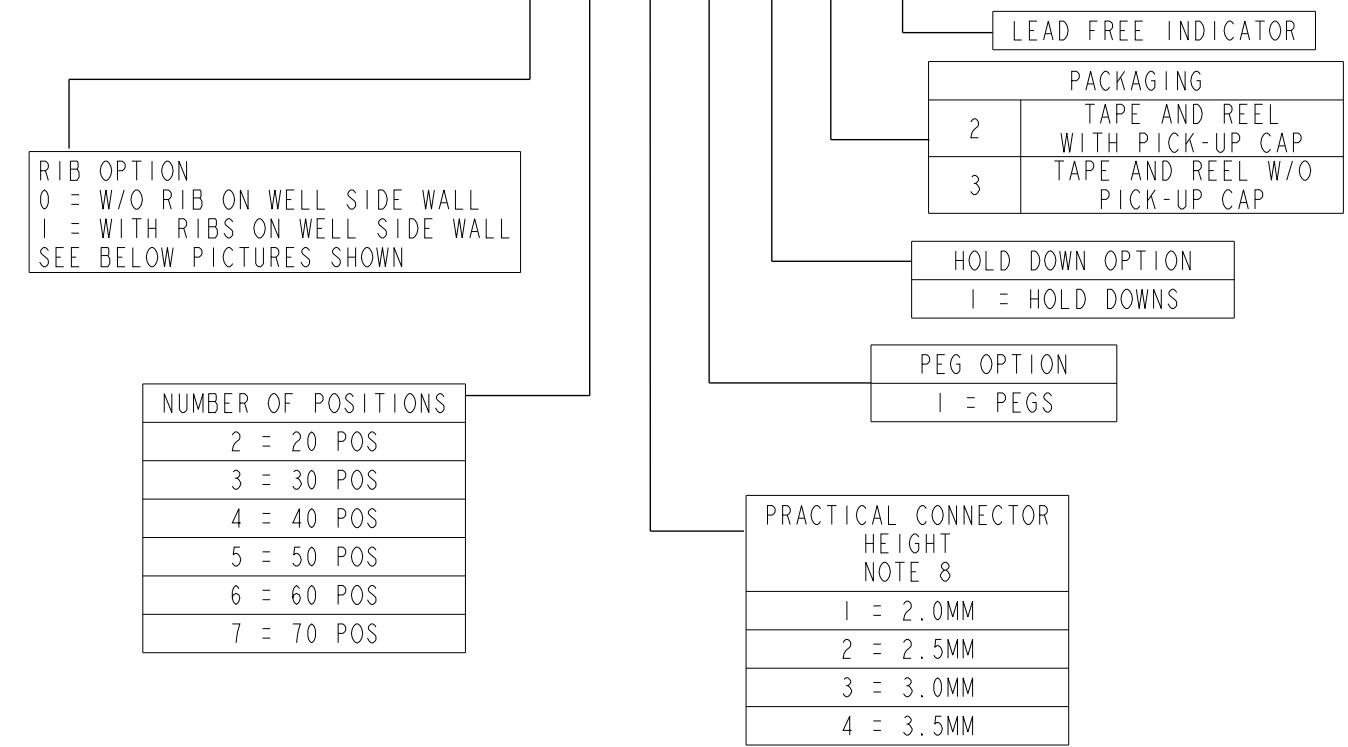


spec ref	---	dr	Stu Stoner	2010/11/18	projection	mm	size	A2	scale	10:1							
tolerance std	---	eng	Laurence Zang	2017/11/07		mm	ecn no	ELX-N-28306-1	rel level	Released							
---	TOLERANCES UNLESS OTHERWISE SPECIFIED	chr	-	product family							MezzoStak						
---		appr	Tim Yao	2017/11/07							rel level	Released					
surface	<table border="1"> <tr> <td>linear</td> <td>0.X</td> <td>±0.3</td> </tr> <tr> <td></td> <td>0.XX</td> <td>±0.10</td> </tr> <tr> <td></td> <td>0.XXX</td> <td>±0.05</td> </tr> <tr> <td>angular</td> <td>0°</td> <td>±2°</td> </tr> </table>	linear	0.X	±0.3		0.XX	±0.10		0.XXX	±0.05	angular	0°	±2°		title HERMAPHRODITIC CONNECTOR, LONG STYLE 20-70 POS, 0.50 CTR, 4-7MM STACK HT	dwg no 10106813	rev G
linear	0.X	±0.3															
	0.XX	±0.10															
	0.XXX	±0.05															
angular	0°	±2°															
---		www.fci.com	cat. no.	-	Product - Customer Drw	sheet 2 of 7											

PRODUCT NUMBER	NUMBER OF POSITIONS	DIM A	DIM B	DIM J	CONNECTOR LOCATING PEGS	CONNECTOR HOLD DOWNS	DISCRETE CONNECTOR HEIGHT NOTE 9	PRACTICAL CONNECTOR HEIGHT NOTE 8	STATUS
10106813-021112LF	20	9.20	4.50	9.74	YES	YES	3.55	2.00	RELEASED
10106813-031112LF	30	11.70	7.00	12.24					
10106813-041112LF	40	14.20	9.50	14.74					
10106813-051112LF	50	16.70	12.00	17.24					
10106813-061112LF	60	19.20	14.50	19.74					
10106813-071112LF	70	21.70	17.00	22.24					
10106813-171112LF	70	21.70	17.00	22.24					
10106813-022112LF	20	9.20	4.50	9.74					
10106813-032112LF	30	11.70	7.00	12.24					
10106813-042112LF	40	14.20	9.50	14.74					
10106813-052112LF	50	16.70	12.00	17.24					
10106813-062112LF	60	19.20	14.50	19.74					
10106813-072112LF	70	21.70	17.00	22.24					
10106813-023112LF	20	9.20	4.50	9.74	YES	YES	4.05	2.50	UN-RELEASED
10106813-033112LF	30	11.70	7.00	12.24					
10106813-043112LF	40	14.20	9.50	14.74					
10106813-053112LF	50	16.70	12.00	17.24					
10106813-063112LF	60	19.20	14.50	19.74					
10106813-073112LF	70	21.70	17.00	22.24					
10106813-173112LF	70	21.70	17.00	22.24					
10106813-024112LF	20	9.20	4.50	9.74					
10106813-034112LF	30	11.70	7.00	12.24					
10106813-044112LF	40	14.20	9.50	14.74					
10106813-054112LF	50	16.70	12.00	17.24					
10106813-064112LF	60	19.20	14.50	19.74					
10106813-074112LF	70	21.70	17.00	22.24					
10106813-174112LF	70	21.70	17.00	22.24					

0.5 BTB HERMAPHRODITIC CONNECTOR ASSEMBLY PART NUMBER SCHEME

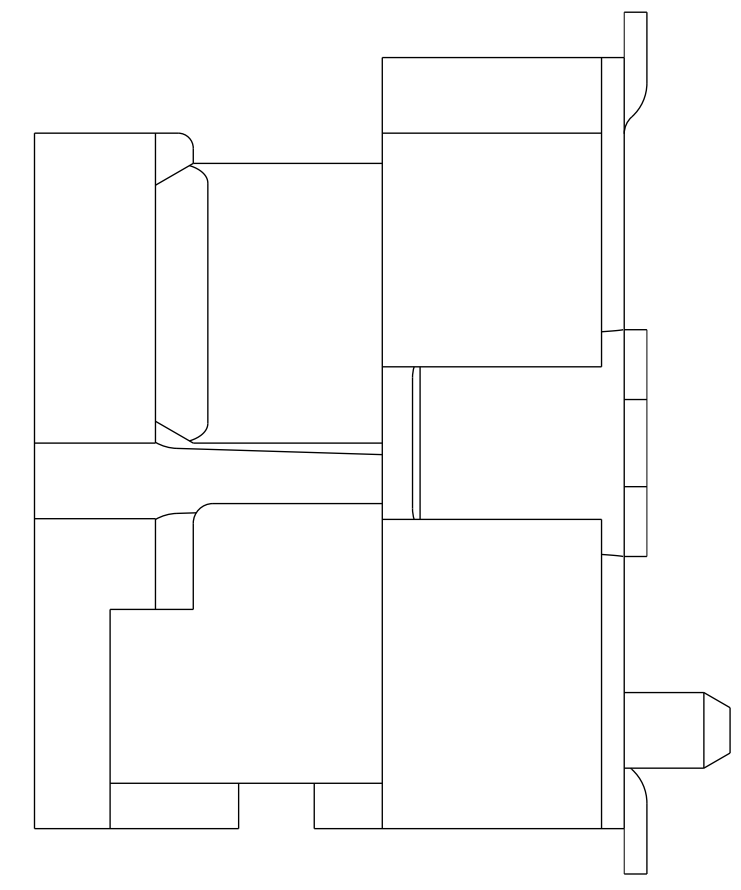
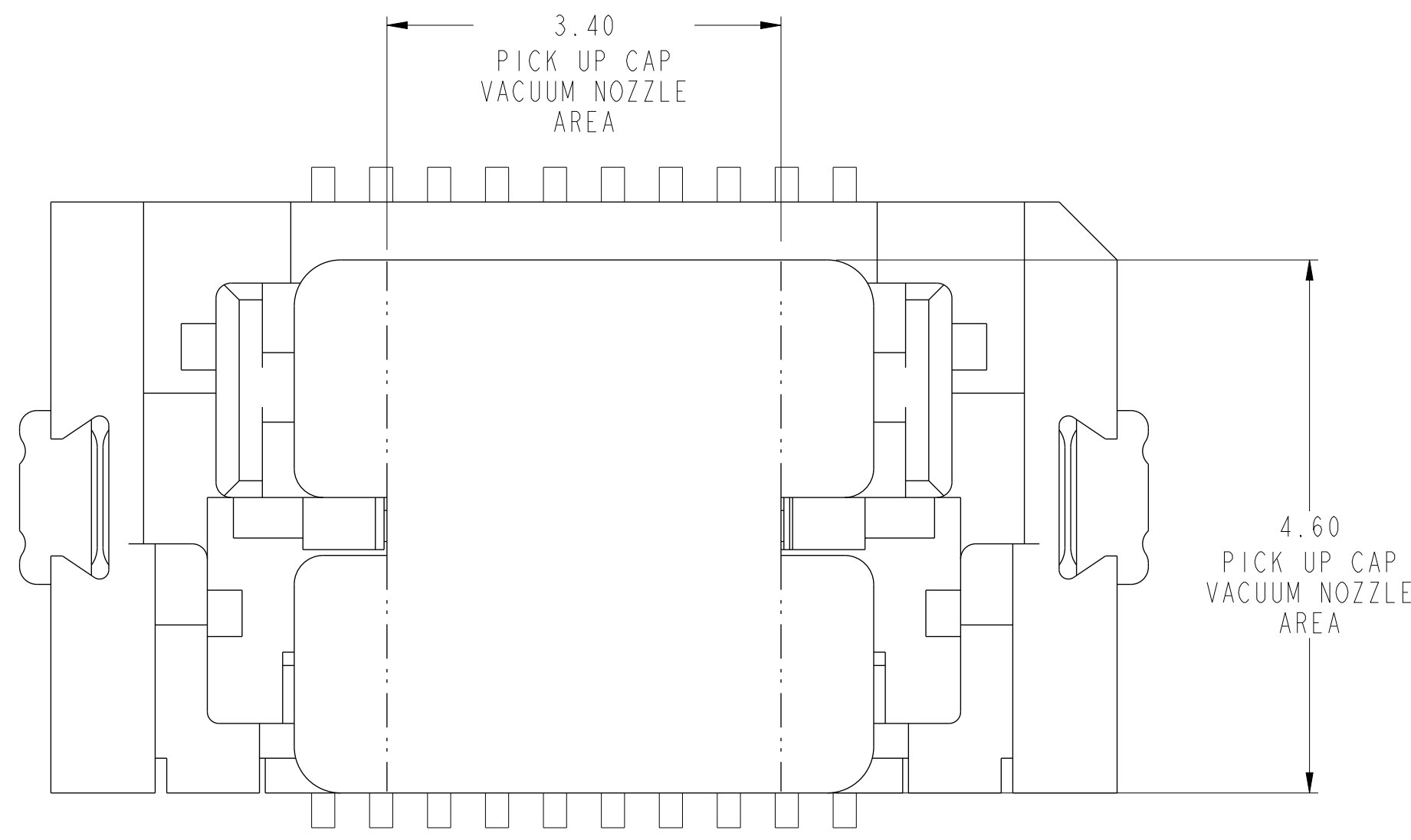
EXAMPLE: 10106813-X X X X X LF



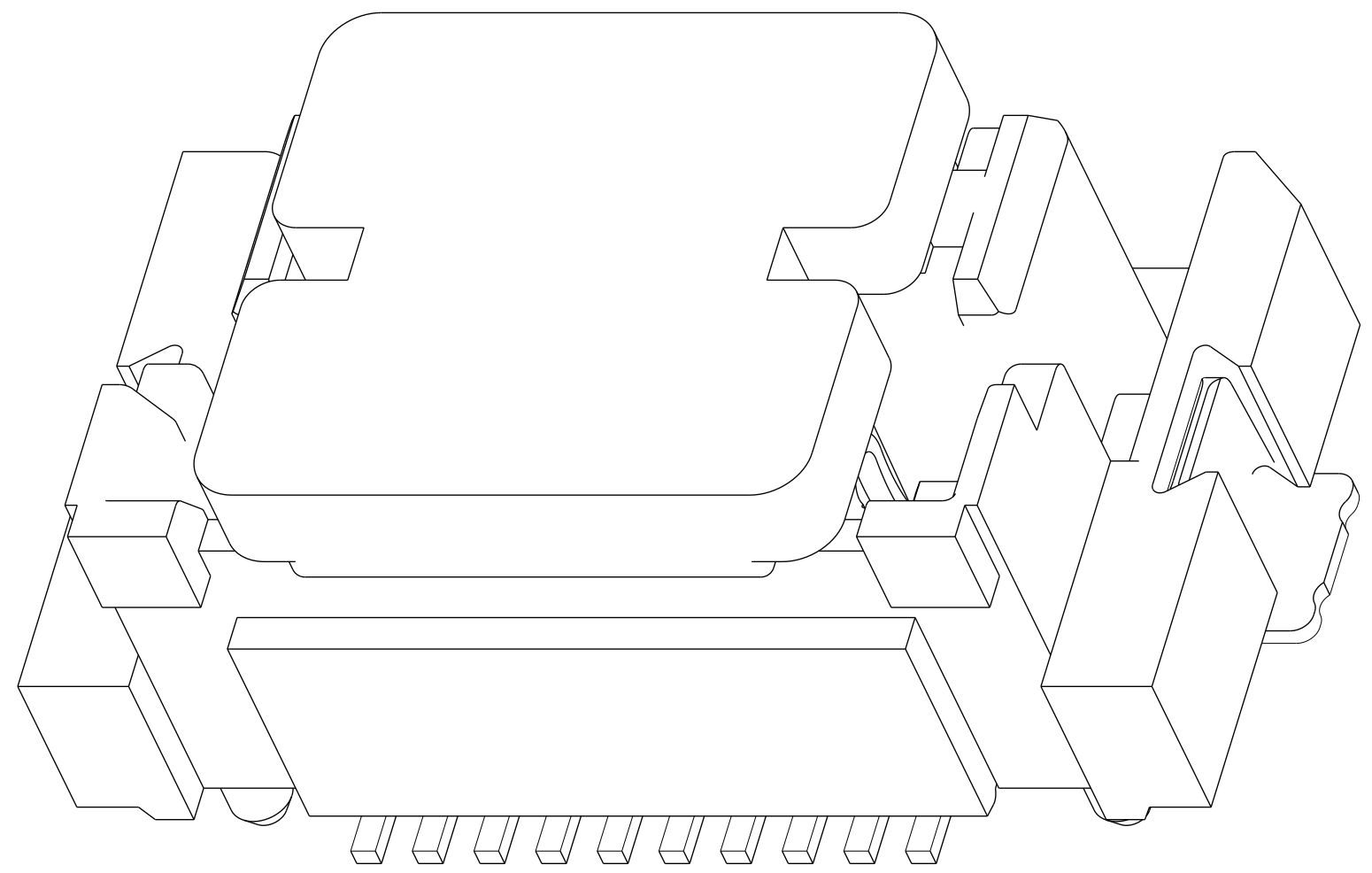
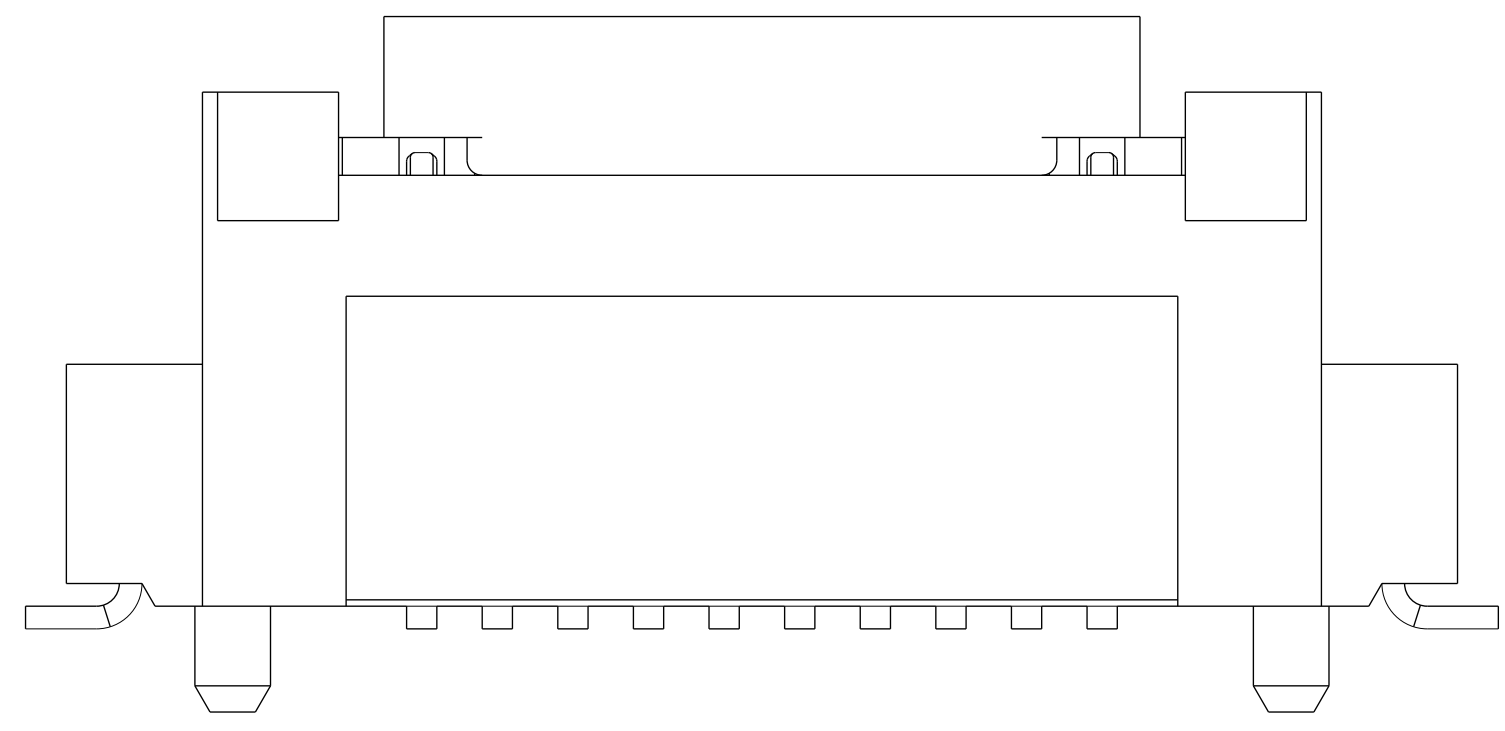
spec ref	---	dr	Stu Stoner	2010/11/18	projection	mm	size	A2	scale	10:1				
tolerance std	---	eng	Laurence Zang	2017/11/07			ecn no	ELX-N-28306-1	rel level	Released				
---	TOLERANCES UNLESS OTHERWISE SPECIFIED	chr	-	app							Tim Yao	2017/11/07	product family	MezzoStak
---	surface	linear	0.X ±0.3 0.XX ±0.10 0.XXX ±0.05	angular							0° ±2°	Amphenol FCI	title	HERMAPHRODITIC CONNECTOR, LONG STYLE 20-70 POS, 0.50 CTR, 4-7MM STACK HT
---	---	www.fci.com	cat. no.	---	Product - Customer Drw	sheet 3 of 7								

1 2 3 4 5 6 7 8

A
B
C
D
E
F



10106813-02112LF SHOWN WITH STANDARD PICK-UP CAP



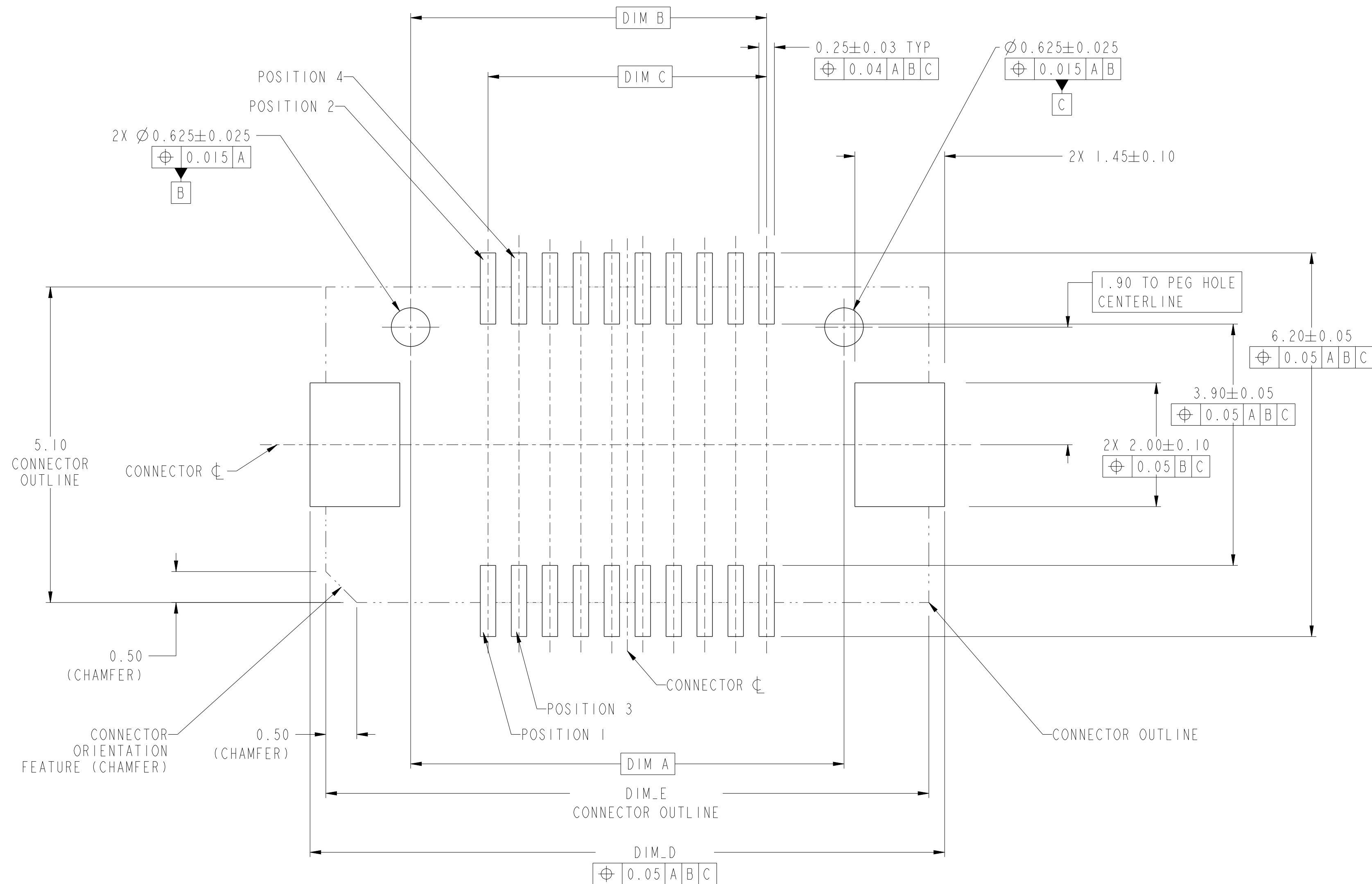
Amphenol
FCi

© 2016 AFCI

spec ref	---	dr	Stu Stoner	2010/11/18	projection	mm	size	A2	scale	10:1							
tolerance std	---	eng	Laurence Zang	2017/11/07			ecn no	ELX-N-28306-1	rel level	Released							
---	TOLERANCES UNLESS OTHERWISE SPECIFIED	chr	-	appr			Tim Yao	2017/11/07		product family	MezzoStak						
surface	<table border="1"> <tr> <td>linear</td> <td>0.X</td> <td>±0.3</td> </tr> <tr> <td></td> <td>0.XX</td> <td>±0.10</td> </tr> <tr> <td></td> <td>0.XXX</td> <td>±0.05</td> </tr> <tr> <td>angular</td> <td>0°</td> <td>±2°</td> </tr> </table>	linear	0.X	±0.3		0.XX	±0.10		0.XXX	±0.05	angular	0°	±2°		Amphenol FCI HERMAPHRODITIC CONNECTOR, LONG STYLE 20-70 POS, 0.50 CTR, 4-7MM STACK HT www.fci.com	title 10106813	rev G
linear	0.X	±0.3															
	0.XX	±0.10															
	0.XXX	±0.05															
angular	0°	±2°															
---		cat. no.	-	Product - Customer Drw	sheet 4 of 7												

1 2 3 4 5 6 7 8

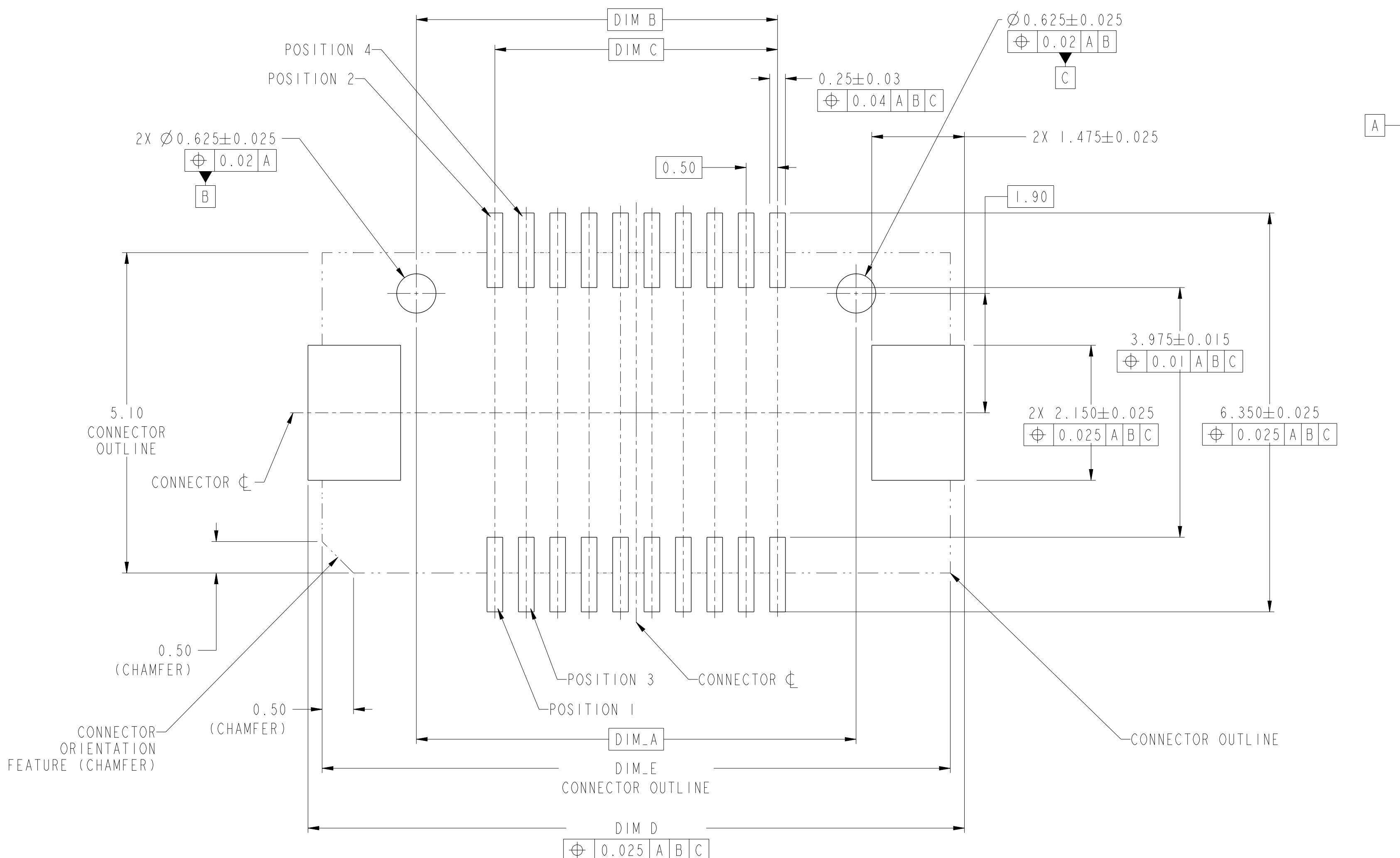
PRODUCT NUMBER	NUMBER OF POSITIONS	DIM A	DIM B	DIM C	DIM D±0.10	DIM E
10106813-02X112LF	20	7.00	5.75	4.50	10.25	9.74
10106813-03X112LF	30	9.50	8.25	7.00	12.75	12.24
10106813-04X112LF	40	12.00	10.75	9.50	15.25	14.74
10106813-05X112LF	50	14.50	13.25	12.00	17.75	17.24
10106813-06X112LF	60	17.00	15.75	14.50	20.25	19.74
10106813-X7X112LF	70	19.50	18.25	17.00	22.75	22.24



OPTION 1 - SPACE OPTIMIZED FOOTPRINT
 SEE TABLE FOR PCB LAYOUT DIMENSIONS
 SEE NOTE 11 FOR STENCIL CREATION GUIDELINES

spec ref	---	dr	Stu Stoner	2010/11/18	projection	mm	size	A2	scale	10:1
tolerance std	---	eng	Laurence Zang	2017/11/07	chr	-	ecn no	ELX-N-28306-1		
---	TOLERANCES UNLESS OTHERWISE SPECIFIED	appr	Tim Yao	2017/11/07	product family	MezzoStack	rel level	Released		
surface	✓	linear	0.X	±0.3	Amphenol FCI	HERMAPHRODITIC CONNECTOR, LONG STYLE	div no	10106813		rev
---			0.XX	±0.10	www.fci.com	20-70 POS, 0.50 CTR, 4-7MM STACK HT				G
		angular	0°	±2°	cat. no.	-	Product - Customer Drw	sheet 5 of 7		

PRODUCT NUMBER	NUMBER OF POSITIONS	DIM A	DIM B	DIM C	DIM D±0.025	DIM E
10106813-02X112LF	20	7.00	5.75	4.50	10.45	9.74
10106813-03X112LF	30	9.50	8.25	7.00	12.95	12.24
10106813-04X11XLF	40	12.00	10.75	9.50	15.45	14.74
10106813-05X112LF	50	14.50	13.25	12.00	17.95	17.24
10106813-06X112LF	60	17.00	15.75	14.50	20.45	19.74
10106813-X7X112LF	70	19.50	18.25	17.00	22.95	22.24



OPTION 2 - FOOTPRINT
SEE TABLE FOR PCB LAYOUT DIMENSIONS
SEE NOTE 11 FOR STENCIL CREATION GUIDELINES

spec ref	---	dr	Stu Stoner	2010/11/18	projection	mm	size	A2	scale	10:1
tolerance std	---	eng	Laurence Zang	2017/11/07		mm	ecn no	ELX-N-28306-1	rel level	Released
---	TOLERANCES UNLESS OTHERWISE SPECIFIED	chr	-	appr						
surface	✓	linear	0.X	±0.3	Amphenol FCI HERMAPHRODITIC CONNECTOR, LONG STYLE 20-70 POS, 0.50 CTR, 4-7MM STACK HT www.fci.com	<div style="display: flex; justify-content: space-between;"> cat. no. Product - Customer Drw </div>	div no 10106813	rev G	sheet 6 of 7	
---	angular	0°	±2°							
---	---	---	---	---						

NOTES

1 - MATERIAL:
 HOUSING - LCP, UL94-V0, COLOR: BLACK
 CONTACTS:
 CONTACT PLATING:
 SEPARABLE INTERFACE: PERFORMANCE-BASED PLATING, QUALIFIED TO MEET THE REQUIREMENTS
 OF FCI PRODUCT SPECIFICATION GS-12-577.
 SOLDER TAILS: GOLD FLASH
 HOLD DOWNS: BRASS PLATED WITH 2.5um Sn OVER 1.27um UNDERPLATE.

2 - RECOMMENDED LEAD FREE SOLDER PASTE THICKNESS 150um.

3 - THE HOUSING WILL WITHSTAND EXPOSURE TO 260°C PEAK TEMPERATURE FOR
 30 SECONDS IN A CONVECTION INFRA RED OR VAPOR PHASE REFLOW OVEN.

4 - THIS PRODUCT MEETS EUROPEAN UNION DIRECTIVES AND OTHER COUNTRY
 REGULATION AS DESCRIBED IN GS-22-008

5 - PACKAGING TAPE AND REEL. PACKAGING SPECIFICATION GS-14-1320

6 - PRODUCT SPECIFICATION GS-12-577

⑦ - LEAD CO-PLANARITY TO BE 0.08MM MAX.

⑧ - PRACTICAL CONNECTOR HEIGHT AS SPECIFIED IN THE TABLE IS NOT THE DIMENSIONAL HEIGHT OF THE
 CONNECTOR BUT THE HEIGHT AS IT PERTAINS TO TOTAL STACK HEIGHT. AN EXAMPLE IS A CONNECTOR
 WITH A 2.5MM PRACTICAL CONNECTOR HEIGHT AND WHEN MATED TO ITSELF WILL RESULT IN A BOARD TO BOARD STACK HEIGHT OF 5MM.

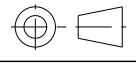







⑨ - DISCRETE CONNECTOR HEIGHT AS SHOWN IN THE TABLE IS THE ACTUAL DIMENSIONAL CONNECTOR HEIGHT. ALSO SEE INFORMATION ON PRACTICAL HEIGHT IN NOTE 8.

⑩ - THE TOE HEIGHT OF THE SOLDER TAIL SHALL BE MEASURED FROM THE LOWEST POINT OF THE 0.08 COPLANRITY
 PLANE. THIS MEASUREMENT SHALL NOT EXCEED A WINDOW OF 0.00 TO 0.10MM.

⑪ - REFER TO IPC 7525-A FOR STENCIL CREATION

Amphenol
FCi

© 2016 AFci

spec ref	---	dr	Stu Stoner	2010/11/18	projection	mm	size	A2	scale	10:1																											
tolerance std	---	eng	Laurence Zang	2017/11/07			ecn no	ELX-N-28306-1																													
---	TOLERANCES UNLESS OTHERWISE SPECIFIED		chr	-			rel level	Released																													
---	---	appr	Tim Yao	2017/11/07			product family	MezzoStak																													
surface	<table border="1"> <tr> <td rowspan="3">  </td> <td>linear</td> <td>0.X</td> <td>±0.3</td> <td rowspan="3">  </td> <td rowspan="3"> title HERMAPHRODITIC CONNECTOR, LONG STYLE 20-70 POS, 0.50 CTR, 4-7MM STACK HT </td> <td rowspan="3"> div no 10106813 </td> <td rowspan="3"> rev G </td> </tr> <tr> <td></td> <td>0.XX</td> <td>±0.10</td> </tr> <tr> <td></td> <td>0.XXX</td> <td>±0.05</td> </tr> <tr> <td>---</td> <td>angular</td> <td>0°</td> <td>±2°</td> <td>www.fci.com</td> <td>cat. no.</td> <td colspan="2">Product - Customer Drw</td> <td colspan="2">sheet 7 of 7</td> </tr> </table>		linear	0.X	±0.3		title HERMAPHRODITIC CONNECTOR, LONG STYLE 20-70 POS, 0.50 CTR, 4-7MM STACK HT	div no 10106813	rev G		0.XX	±0.10		0.XXX	±0.05	---	angular	0°	±2°	www.fci.com	cat. no.	Product - Customer Drw		sheet 7 of 7		<table border="1"> <tr> <td>0.X</td> <td>±0.3</td> </tr> <tr> <td>0.XX</td> <td>±0.10</td> </tr> <tr> <td>0.XXX</td> <td>±0.05</td> </tr> <tr> <td>0°</td> <td>±2°</td> </tr> </table>	0.X	±0.3	0.XX	±0.10	0.XXX	±0.05	0°	±2°	title HERMAPHRODITIC CONNECTOR, LONG STYLE 20-70 POS, 0.50 CTR, 4-7MM STACK HT	div no 10106813	rev G
	linear		0.X	±0.3						title HERMAPHRODITIC CONNECTOR, LONG STYLE 20-70 POS, 0.50 CTR, 4-7MM STACK HT	div no 10106813	rev G																									
			0.XX	±0.10																																	
		0.XXX	±0.05																																		
---	angular	0°	±2°	www.fci.com	cat. no.	Product - Customer Drw		sheet 7 of 7																													
0.X	±0.3																																				
0.XX	±0.10																																				
0.XXX	±0.05																																				
0°	±2°																																				