



SERIES: HSS-B20-07 | **DESCRIPTION:** HEAT SINK

FEATURES

- TO-220 package
- available with and without solder pin
- slide in style for easy component attachment
- black anodized finish



MODEL

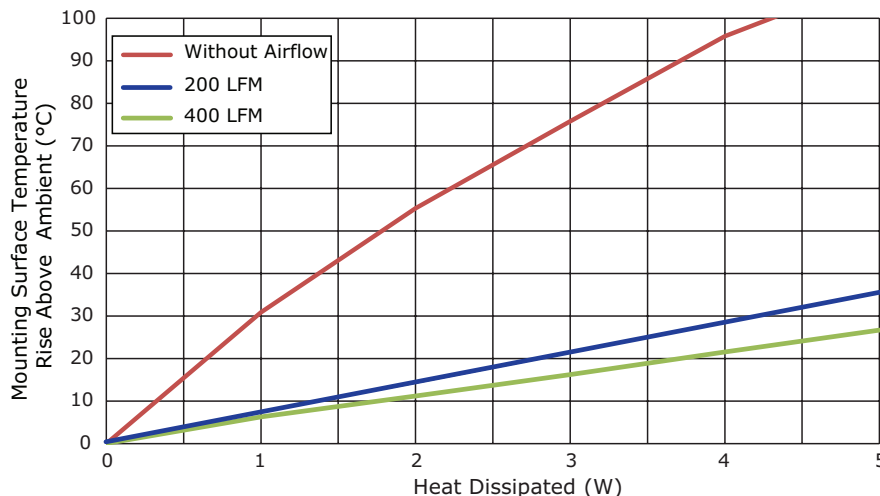
MODEL	solder pin		thermal resistance ¹				power dissipation ¹ @ 75°C ΔT, nat conv (W)
	orientation	length (mm)	@ 75°C ΔT, nat conv (°C/W)	@ 1 W, nat conv (°C/W)	@ 1 W, 200 LFM (°C/W)	@ 1 W, 400 LFM (°C/W)	
HSS-B20-061H-02	horizontal	6.1	25.92	30.86	7.24	6.25	2.89
HSS-B20-0953H-02	horizontal	9.53	25.92	30.86	7.24	6.25	2.89
HSS-B20-065V-02	vertical	6.5	25.92	30.86	7.24	6.25	2.89
HSS-B20-NP-10	no pin	--	25.92	30.86	7.24	6.25	2.89

Note: 1. See performance curves for full thermal resistance details.

PERFORMANCE CURVES

Power (W)	Heatsink Temperature Rise Above Ambient (ΔT = T _{hs} - T _a) (°C)		
	Natural Conv.	200 LFM	400 LFM
0	0	0	0
1	30.86	7.24	6.25
2	55.34	14.06	11.16
3	75.79	21.12	16.22
4	95.80	28.34	21.52
5	109.77	35.58	26.70

T_{hs}: "hot spot" temperature measured on the heatsink
T_a: ambient temperature

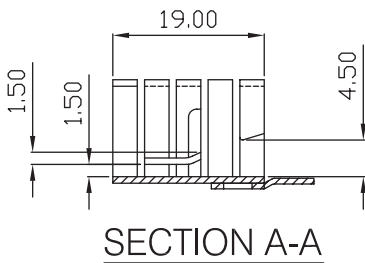
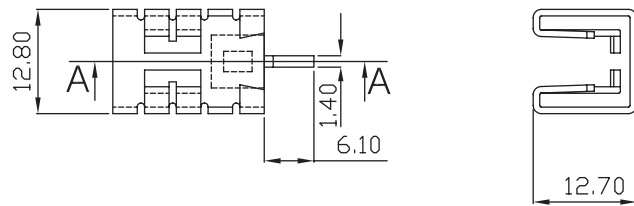


MECHANICAL DRAWING

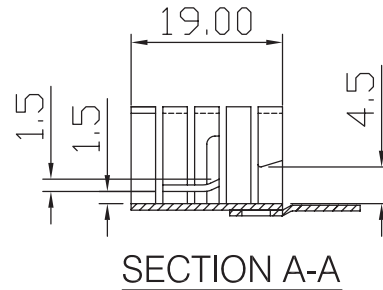
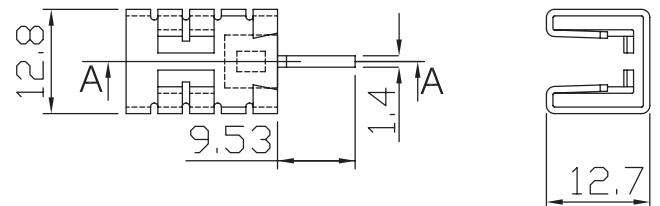
units: mm
tolerance: ± 0.5 mm

MATERIAL	AL5052
FINISH	black anodized
THICKNESS	0.8 mm
PIN MATERIAL	brass
PIN PLATING	tin
WEIGHT	HSS-B20-061H-02: 1.8 g HSS-B20-0953H-02: 1.8 g HSS-B20-065V-02: 1.8 g HSS-B20-NP-10: 1.7 g

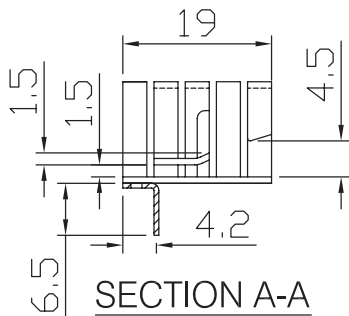
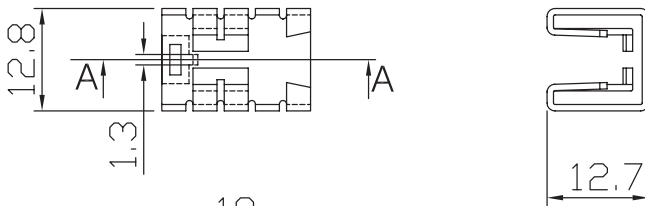
HSS-B20-061H-02



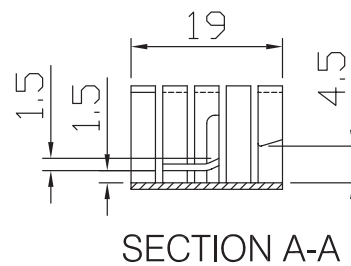
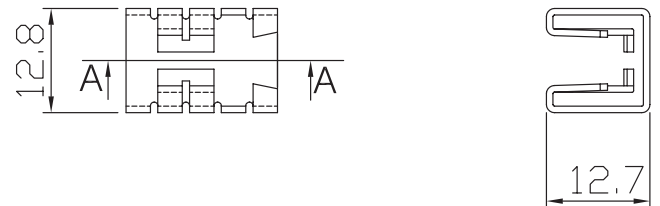
HSS-B20-0953H-02



HSS-B20-065V-02



HSS-B20-NP-10



REVISION HISTORY

rev.	description	date
1.0	initial release	03/29/2017

The revision history provided is for informational purposes only and is believed to be accurate.



Headquarters
20050 SW 112th Ave.
Tualatin, OR 97062
800.275.4899

Fax 503.612.2383
cui.com
techsupport@cui.com

CUI offers a one (1) year limited warranty. Complete warranty information is listed on our website.

CUI reserves the right to make changes to the product at any time without notice. Information provided by CUI is believed to be accurate and reliable. However, no responsibility is assumed by CUI for its use, nor for any infringements of patents or other rights of third parties which may result from its use.

CUI products are not authorized or warranted for use as critical components in equipment that requires an extremely high level of reliability. A critical component is any component of a life support device or system whose failure to perform can be reasonably expected to cause the failure of the life support device or system, or to affect its safety or effectiveness.

Mouser Electronics

Authorized Distributor

Click to View Pricing, Inventory, Delivery & Lifecycle Information:

CUI Inc.:

[HSS-B20-NP-10](#) [HSS-B20-0953H-02](#) [HSS-B20-061H-02](#) [HSS-B20-065V-02](#)