


QUICK
DEPENDABLE
SECURE

SELECTION AND USE OF ADHESIVE BACKED MOUNTS AND DEVICES

PANDUIT offers high performance adhesive backed mounts and devices for a quick, dependable method of securing, routing and protecting wires or cables. The adhesive backing provides easy installation and is an alternative to mechanical fasteners. When properly installed, *PANDUIT*® Adhesive Backed Mounts and devices offer the advantage of lower installed cost and high reliability.



***PANDUIT*® Adhesive Backed Mounts and Devices**

Features and Benefits

- Superior adhesive for long term reliability
- 2-up mount configuration speeds liner removal and installation
- 4-way cable tie entry makes part orientation fast and easy
- Adhesive backing allows routing of wires and cables where mounting holes cannot be drilled
- Mount sizes range from .50" x .50" to 2.00" x 2.00" for space limited or heavy load applications
- UL Recognized
- Used with *PANDUIT*® cable ties for a complete wire routing solution
- One piece solutions lower inventory costs and speed installation
- Cable tie entry ramps guide the cable tie into the mount
- Bevel entry on wire clips speeds installation
- Releasable latches allow addition or removal of cables

Selection of Adhesive

Choose from three types of adhesive systems designed for specific application environments and temperatures: Rubber-based Adhesive Foam Tape, Acrylic-based Adhesive Foam Tape, or Two-part Epoxy Adhesive. Carefully choosing the correct adhesive and closely following the recommended installation steps will provide a reliable, long-term bond.

Rubber-Based Adhesive Foam Tape

Rubber-based Adhesive Foam Tape is the best choice for the vast majority of adhesive mount applications, including applications where powder coated surfaces are being used. This pressure sensitive tape develops its strength extremely fast and can be used in indoor environments with temperatures ranging from -20°F to 120°F (-29°C to 49°C). Rubber-based Adhesive Foam Tape is the most widely used and generally recommended foam tape for wire routing applications.

Acrylic-Based Adhesive Foam Tape


Acrylic-based Adhesive Foam Tape is a good choice in applications with prolonged exposure to UV rays or heavy moisture. It is designed to be used in indoor or outdoor environments where temperatures can vary from -20°F to 180°F (-29°C to 82°C). The acrylic-based adhesive develops its maximum strength over a longer period of time compared to the rubber-based adhesive. It is recommended that the mounts dwell eight (8) hours after installation and prior to loading.

Two-Part Epoxy Adhesive

Two-part Epoxy Adhesive is for use in applications where excessive loading is required or where the mounting surface is porous rather than smooth. This adhesive is formulated specifically for use on *PANDUIT*® EMS and ASMS mounts in either indoor or outdoor applications. It is packaged in convenient pre-measured cups to insure the proper ratio of resin and hardener, as well as eliminate waste.

Guideline for Adhesive

The following chart should be used as a guideline for choosing the best adhesive for common surfaces and chemical resistance. Since each application has specific requirements, *PANDUIT* recommends that further testing be conducted to determine the suitability of the adhesive in a specific environment or application.



| Surfaces | Rubber Based Foam Tape Mounts | Acrylic Based Foam Tape Mounts | Epoxy Applied Adhesive Mounts |
|----------------------------|-------------------------------|--------------------------------|-------------------------------|
| Plastics | Good | Good | Good |
| Wood | Good | Good | Good |
| Glass | Fair | Good | Good |
| Painted Surfaces | Good | Good | Fair |
| Powder Coating | Good | Fair | Good |
| Metal | Good ¹ | Good ¹ | Good |
| Paper | Good | Good | Fair |
| Concrete, Stone, Masonry | Not Recommended | Not Recommended | Good |
| Chemical Resistance | | | |
| Water | Good | Poor | Poor |
| Oil | Poor | Fair ³ | Good |
| Gasoline | Poor | Fair ³ | Fair |
| Dilute Acids | Poor | Fair ³ | Fair |
| Dilute Alkalis | Good | Fair ³ | Fair |
| Organic Solvents | Poor | Fair ³ | Not Recommended |
| Outdoor Exposure | Not Recommended | Good ² | Good ² |

1. Not recommended for use on copper or brass.

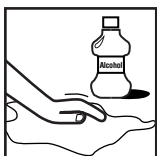
2. Mounts manufactured from outdoor material only. For specific applications, individual testing prior to extensive use is suggested.

3. Depends on concentration, exposure time and chemical composition.

Proper Installation Steps

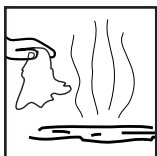
Surface Preparation

For best results, mounts should be applied to a clean, dry, and grease-free surface. It is recommended that for each individual application, a solvent or cleanser be used to thoroughly prepare the surface for mount installation. The following are recommended cleaning guidelines:



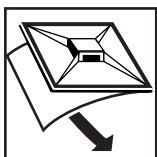
1. For Rubber and Acrylic-based Adhesive Foam Tape, a mixture of water and isopropyl alcohol may be used on most surfaces.

For Two-part Epoxy Adhesive, especially on masonry surfaces, be sure to clean all loose particles away before mount installation. Some surface abrasion is recommended on smooth surfaces to achieve maximum strength. A light rubbing with medium grit emery cloth or sandpaper is best. Wash the surface after abrading.



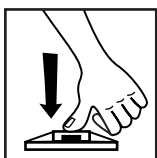
2. Allow the surface to dry completely before applying the mount.

Installing the Mount




1. For proper installation of adhesive backed mounts with foam tape, remove the release liner from the foam adhesive. Without touching the adhesive, place the mount in the desired location.

For Two-part Epoxy Adhesive Mounts, apply 1/3 of the mixed adhesive to the bottom of the *PANDUIT*® EMS or ASMS mount. Without touching the adhesive, place the mount in the desired location.



2. Apply firm pressure for five (5) seconds to the foam tape mounts to insure proper adhesion. Two-part Epoxy Adhesive Mounts should be twisted in place to ensure the adhesive is forced into the porous surface.



3. Allow the mount to remain in place for the recommended dwell time for the specific adhesive being used. The dwell time for Rubber-based Adhesive Foam Tape is two (2) hours and for Acrylic-based Adhesive Foam Tape it is eight (8) hours.

Two-part Epoxy Adhesive Mounts can support about 5 lbs. after first fifteen (15) minutes. The adhesive fully cures after twenty-four (24) hours and bonding strength will exceed 50 lbs.

4. The mount is now ready to be used.

Mount Spacing

To determine the number of mounts to use in a given application, the following formula can be used as a guideline:

$$\frac{\text{Cable bundle weight in lbs/foot}}{\text{Maximum static load rating of the mount}^*} = \text{Minimum number of mounts per foot}$$

For example, to determine the mount spacing using part number ABM2S-A-C for an application with a bundle of wires that weigh one pound per foot, the formula would be:

$$\frac{1 \text{ pound per foot}}{0.5 \text{ lbs load rating}} = 2 \text{ mounts per foot}$$

* See pages 6-7 for static load ratings.

Proper Storage Conditions

Mounts and adhesives should be kept in the original packaging until they are ready to be applied. Store at room temperature 70°F (21°C) with 45% or less relative humidity. Avoid storing adhesive products near heating vents or other heating sources.

Using the guidelines above, the average shelf life of adhesive foam tape is three (3) years from the date of manufacture. The shelf life of Two-part Epoxy Adhesive is one (1) year from the date of manufacture. Failing to follow the recommended storage conditions may reduce the shelf life or adhesive strength of the foam tape and Two-part Epoxy Adhesive.

Adhesive Technical Information


Adhesive foam tape properties are developed with thorough laboratory research and testing. The double-coated adhesive foam tape used on PANDUIT® Adhesive Backed Mounts is manufactured under strict quality requirements, which provide consistent, high quality performance for use on adhesive mounts. Each package of mounts has an expiration date and a Quality Control number printed on the label, which permit traceability.

Double Coated Foam Tape Properties


| | | Rubber Adhesive | Acrylic Adhesive |
|-----------------------------------|---------------|-----------------|------------------|
| Backing Material | | Polyethylene | Polyethylene |
| Nominal Backing Density (pcf) | | 6 | 6 |
| Thickness (PSTC-33) | (In.) Total | .040 | .039 |
| | Less Liner | .035 | .034 |
| Static Shear MIL-T-60394A (Hours) | 72°F/17.6 psi | 500+ | N/A |
| | 72°F/8.8 psi | 1000+ | N/A |
| | 158°F/2.5 psi | 100+ | 200+ |



ABM



ABMT



PLA




SMS




ARC



ACC




A1C



A2C



MACC




LWC

Adhesive Backed Mounts and Clips


| Part Number | Material | Length | | Width | | Max. Static Load | | Adhesive Type | Std. Pkg. Qty.‡ |
|---|-------------------|--------|------|-------|------|------------------|------|---------------|-----------------|
| | | In. | mm | In. | mm | Lbs. | g | | |
| 4-Way Adhesive Backed Mounts | | | | | | | | | |
| ABM1M-A-C | Nylon 6.6 | .50 | 12.7 | .50 | 12.7 | .13 | 59 | Rubber | 100 |
| ABMM-A-C | ABS | .75 | 19.1 | .75 | 19.1 | .30 | 136 | Rubber | 100 |
| ABM2S-A-C | ABS | 1.00 | 25.4 | 1.00 | 25.4 | .50 | 227 | Rubber | 100 |
| ABM100-A-C | Nylon 6.6 | 1.00 | 25.4 | 1.00 | 25.4 | .50 | 227 | Rubber | 100 |
| ABM112-A-C | Nylon 6.6 | 1.12 | 28.6 | 1.12 | 28.6 | .63 | 286 | Rubber | 100 |
| ABM3H-A-L | Nylon 6.6 | 1.50 | 38.1 | 1.50 | 38.1 | 1.12 | 508 | Rubber | 50 |
| ABM4H-A-L | Nylon 6.6 | 2.00 | 50.8 | 2.00 | 50.8 | 2.00 | 907 | Rubber | 50 |
| TAK-TY® Hook & Loop Cable Tie Mounts | | | | | | | | | |
| ABMT-A-C | Nylon 6.6 | 1.10 | 28.7 | 1.10 | 28.6 | .38 | 174 | Rubber | 100 |
| ABMT-A-C20 | Nylon 6.6 | 1.10 | 28.7 | 1.10 | 28.6 | .38 | 174 | Rubber | 100 |
| Combination Adhesive Mount/Cable Ties | | | | | | | | | |
| PLA2S-A-Q | Nylon 6.6 | 1.00 | 25.4 | .90 | 22.9 | .45 | 204 | Rubber | 25 |
| PRA2S-A-Q | Nylon 6.6 | 1.00 | 25.4 | .90 | 22.9 | .45 | 204 | Rubber | 25 |
| Snap-In Cable Tie Mount | | | | | | | | | |
| SMS-A-C | ABS | 2.00 | 50.8 | 1.00 | 25.4 | 1.00 | 454 | Rubber | 100 |
| CLINCHER™ Adjustable Releasable Clamp | | | | | | | | | |
| ARC.68-A-Q | Polypropylene | 1.00 | 25.4 | 1.00 | 25.4 | .50 | 227 | Rubber | 25 |
| Adhesive Backed Cord Clips | | | | | | | | | |
| ACC19-A-C | Nylon 6.6 | .63 | 16.0 | .76 | 19.3 | .20 | 91 | Rubber | 100 |
| ACC38-A-C | Nylon 6.6 | 1.00 | 25.4 | 1.00 | 25.4 | .50 | 227 | Rubber | 100 |
| ACC62-A-C | Nylon 6.6 | 1.25 | 31.7 | 1.12 | 28.6 | .70 | 318 | Rubber | 100 |
| “J” Clips | | | | | | | | | |
| AJC12-A-C | PVC | 1.00 | 25.4 | .86 | 21.8 | .40 | 182 | Rubber | 100 |
| AJC19-A-C | PVC | 1.25 | 31.8 | .89 | 22.6 | .50 | 227 | Rubber | 100 |
| AJC31-A-C | PVC | 1.75 | 44.5 | 1.23 | 31.2 | .90 | 408 | Rubber | 100 |
| AJC38-A-C | PVC | 2.00 | 50.8 | 1.28 | 32.5 | 1.00 | 454 | Rubber | 100 |
| A1C Type Clips | | | | | | | | | |
| A1C12-A-C8 | PVC | .77 | 19.6 | .63 | 16.0 | .14 | 64 | Rubber | 100 |
| A1C25-A-C8 | PVC | .91 | 23.1 | .63 | 16.0 | .14 | 64 | Rubber | 100 |
| A1C38-A-C8 | PVC | 1.04 | 26.4 | .63 | 16.0 | .14 | 64 | Rubber | 100 |
| A1C50-A-C8 | PVC | 1.17 | 29.7 | .63 | 16.0 | .14 | 64 | Rubber | 100 |
| A2C Type Clips | | | | | | | | | |
| A2C12-A-C8 | PVC | 1.30 | 33.0 | .63 | 16.0 | .14 | 64 | Rubber | 100 |
| A2C25-A-C8 | PVC | 1.43 | 36.3 | .63 | 16.0 | .14 | 64 | Rubber | 100 |
| A2C38-A-C8 | PVC | 1.56 | 39.6 | .63 | 16.0 | .14 | 64 | Rubber | 100 |
| A2C50-A-C8 | PVC | 1.68 | 42.7 | .63 | 16.0 | .14 | 64 | Rubber | 100 |
| Metal Adhesive Backed Cord Clips | | | | | | | | | |
| MACC25-A-C | Zinc Plated Steel | .79 | 20.0 | .53 | 13.5 | .21 | 95 | Rubber | 100 |
| MACC62-A-C | Zinc Plated Steel | 1.18 | 30.0 | .75 | 19.1 | .44 | 200 | Rubber | 100 |
| Latching Wire Clips | | | | | | | | | |
| LWC19-A-C | Nylon 6.6 | .85 | 21.6 | .61 | 15.5 | .25 | 113 | Rubber | 100 |
| LWC25-A-C | Nylon 6.6 | .88 | 22.2 | 1.00 | 25.4 | .45 | 204 | Rubber | 100 |
| LWC38-A-C | Nylon 6.6 | 1.00 | 25.4 | 1.00 | 25.4 | .50 | 227 | Rubber | 100 |
| LWC50-A-L | Nylon 6.6 | 1.26 | 32.0 | 1.00 | 25.4 | .63 | 272 | Rubber | 50 |
| LWC75-A-L | Nylon 6.6 | 1.48 | 37.6 | 1.24 | 31.5 | .93 | 417 | Rubber | 50 |
| LWC100-A-L | Nylon 6.6 | 2.21 | 56.1 | 1.97 | 50.0 | 2.25 | 1020 | Rubber | 50 |

Contact customer service (800-777-3300) for additional sizes, materials, and acrylic tape availability or visit www.panduit.com.

‡ Order the number of pieces required, in multiples of Standard Package Quantity.




BEC




VCC



LC



LPFCM




FCM



CH



FCH2




FCC



ASMS



EMS



EMS KITS

Adhesive Backed Mounts and Clips (continued)

| Part Number | Material | Length | | Width | | Max. Static Load | | Adhesive Type | Std. Pkg. Qty.‡ |
|---------------------------------------|-----------|--------|-------|-------|------|------------------|-----|---------------|-----------------|
| | | In. | mm | In. | mm | Lbs. | g | | |
| Bevel Entry Clips | | | | | | | | | |
| BEC38-A-L | Nylon 6.6 | 1.46 | 37.1 | 1.24 | 31.5 | .91 | 411 | Rubber | 50 |
| BEC62-A-L | Nylon 6.6 | 1.46 | 37.1 | 1.24 | 31.5 | .91 | 411 | Rubber | 50 |
| BEC75-A-L | Nylon 6.6 | 1.46 | 37.1 | 1.49 | 37.8 | 1.09 | 493 | Rubber | 50 |
| Vertical Cord Clip | | | | | | | | | |
| VCC25-A-C | Nylon 6.6 | 1.00 | 25.4 | .50 | 12.7 | .25 | 113 | Rubber | 100 |
| Adhesive Backed Latching Clips | | | | | | | | | |
| LC3-A-C8 | PVC | .75 | 19.0 | .75 | 19.0 | .28 | 127 | Rubber | 100 |
| LC5-A-C8 | PVC | 1.01 | 25.7 | 1.00 | 25.4 | .50 | 227 | Rubber | 100 |
| LC10-A-L8 | PVC | 1.51 | 37.9 | 1.00 | 25.4 | .60 | 272 | Rubber | 50 |
| Low Profile Flat Cable Mounts | | | | | | | | | |
| LPFCM14-A-C14 | Nylon 6.6 | 2.56 | 65.0 | .50 | 12.7 | .25 | 113 | Rubber | 100 |
| LPFCM22-A-C14 | Nylon 6.6 | 3.31 | 84.0 | .50 | 12.7 | .25 | 113 | Rubber | 100 |
| LPFCM34-A-C14 | Nylon 6.6 | 4.56 | 115.8 | .50 | 12.7 | .25 | 113 | Rubber | 100 |
| Latching Flat Cable Mounts | | | | | | | | | |
| FCM1-A-C14 | Nylon 6.6 | 1.21 | 30.7 | 1.00 | 25.4 | .50 | 227 | Rubber | 100 |
| FCM1.2-A-C14 | Nylon 6.6 | 1.37 | 34.8 | 1.00 | 25.4 | .62 | 281 | Rubber | 100 |
| FCM2-A-C14 | Nylon 6.6 | 2.22 | 56.3 | 1.00 | 25.4 | 1.00 | 454 | Rubber | 100 |
| FCM3.25-A-L14 | Nylon 6.6 | 3.38 | 85.9 | 1.00 | 25.4 | 1.50 | 681 | Rubber | 50 |
| Cable Holder – Adhesive Backed | | | | | | | | | |
| CH105-A-C14 | Nylon 6.6 | 2.50 | 63.0 | 2.06 | 52.0 | 1.28 | 581 | Rubber | 100 |
| Latching Flat Cable Holder | | | | | | | | | |
| FCH2-A-C14 | Nylon 6.6 | 2.50 | 63.5 | 1.03 | 26.2 | 1.00 | 454 | Rubber | 100 |
| Flat Cable Clips | | | | | | | | | |
| FCC-A-C8 | PVC | 1.00 | 25.4 | 1.09 | 27.7 | .50 | 227 | Rubber | 100 |
| FCC5-A-C8 | PVC | 1.00 | 25.4 | .56 | 14.1 | .25 | 113 | Rubber | 100 |

Contact customer service (800-777-3300) for additional sizes, materials, and acrylic tape availability or visit www.panduit.com.

‡ Order the number of pieces required, in multiples of Standard Package Quantity.

Epoxy Applied Mounts

| Part Number | Material | Length | | Width | | Max. Static Load | | Adhesive Type | Std. Pkg. Qty.‡ |
|-------------|---------------------------|--------|------|-------|------|------------------|------|---------------|-----------------|
| | | In. | mm | In. | mm | Lbs. | g | | |
| ASMS-A-X | Aluminum Base/Nylon Mount | 1.13 | 28.6 | 1.13 | 28.6 | 10.00 | 4540 | EMA Epoxy | 10 |
| EMS-A-C | Nylon 6.6 | 1.00 | 25.4 | 1.00 | 25.4 | 10.00 | 4540 | EMA Epoxy | 100 |

‡ Order the number of pieces required, in multiples of Standard Package Quantity.

Epoxy Applied Mount Kits

| Part Number | Color | Environment | Used With Cable Ties | Number of Cable Ties | Number of EMS Mounts | Number of Epoxy Cups | Number of Mixer Sticks | Std. Pkg. Qty.‡ |
|--|-------|------------------|----------------------|----------------------|----------------------|----------------------|------------------------|-----------------|
| Epoxy Adhesive Only | | | | | | | | |
| EMA-X | Gray | Indoors/Outdoors | — | — | — | 10 | 10 | 10 |
| Epoxy Mounting Kit with EMS Mounts | | | | | | | | |
| EMSK3-1-X0 | Black | Indoors/Outdoors | M, I, S | — | 3 | 1 | 1 | 10 |
| Epoxy Mounting Kit with EMS Mounts and Cable Ties | | | | | | | | |
| EMSK3-1-3-0 | Black | Indoors/Outdoors | M, I, S | 3 PLT2S-0 | 3 | 1 | 1 | 1 |
| EMSK12-4-12-X0 | Black | Indoors/Outdoors | M, I, S | 3 PLT2S-0 | 12 | 4 | 4 | 10 |

‡ Order the number of pieces required, in multiples of Standard Package Quantity.



PANDUIT® Corp.
Tinley Park, Illinois 60477-3091

For more information or to request a catalog
800-777-3300
cs@panduit.com

www.panduit.com



PANDUIT® Europe Ltd.
London, UK
Phone: 44.208.601.7200



PANDUIT® Japan
Tokyo, Japan
Phone: 81.3.3767.7011



PANDUIT® Asia Pacific Pte. Ltd.
Republic of Singapore
Phone: 65.6379.6700



PANDUIT® Latin America
Jalisco, Mexico
Phone: 52.333.666.2501



PANDUIT® Australia Pty. Ltd.
Victoria, Australia
Phone: 61.3.9794.9020



PANDUIT® Canada
Markham, Ontario
Phone: 800.777.3300

WORLDWIDE SUBSIDIARIES AND SALES OFFICES

© PANDUIT® Corp.
ALL RIGHTS RESERVED
Printed in the U.S.A.
SA-WACB06
04/2004

Mouser Electronics

Authorized Distributor

Click to View Pricing, Inventory, Delivery & Lifecycle Information:

Panduit:

[LPFCM22-A-C14](#) [ASMS-A-X](#) [EMSK3-1-X0](#) [LPFCM14-A-C14](#) [LPFCM34-A-C14](#) [EMSK3-1-3-0](#) [LC3-A-M8](#)