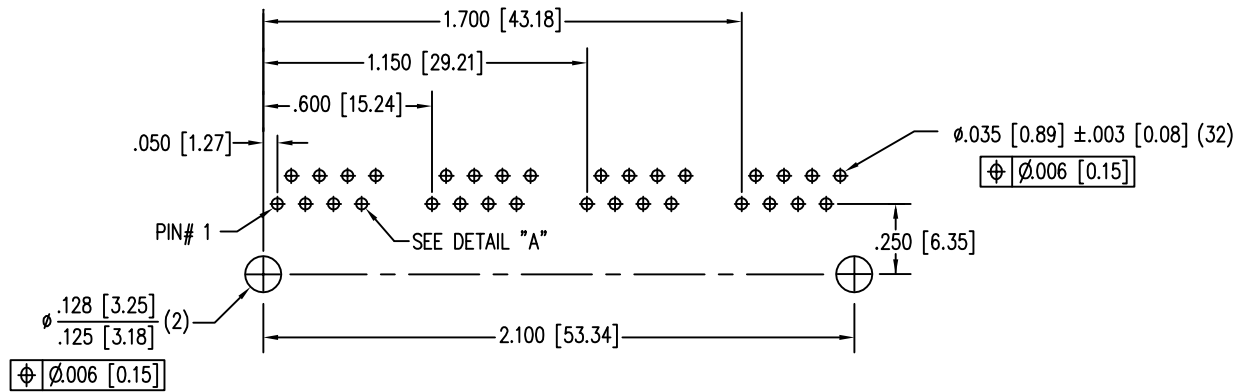
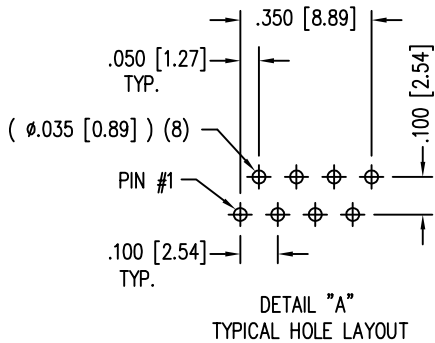
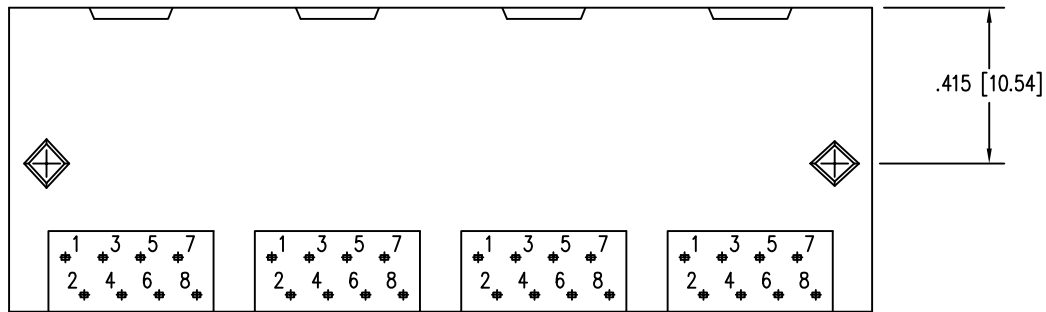
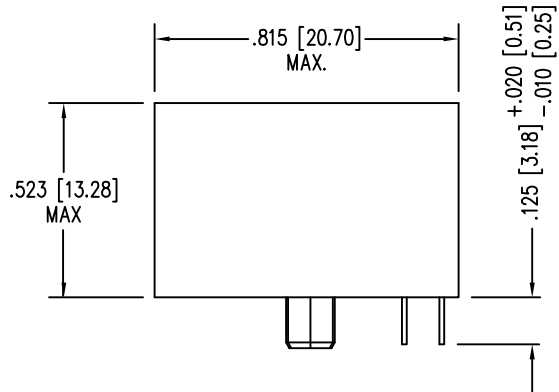
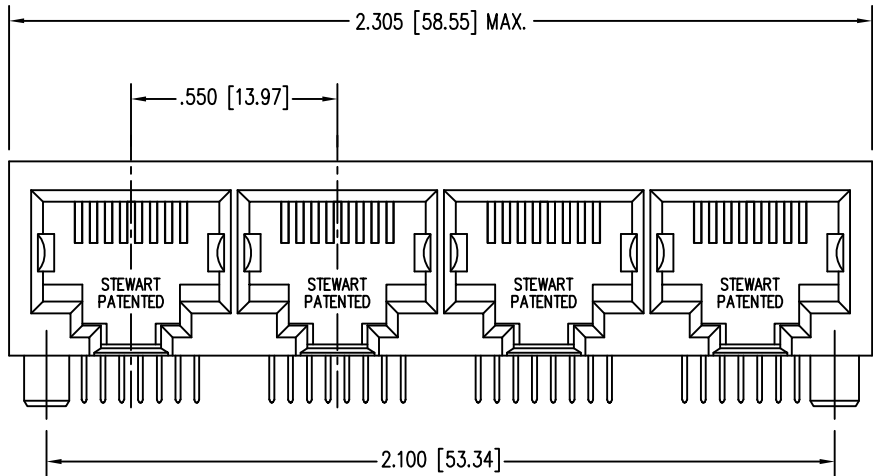


DATE	REV	ECN	APP'D. BY
1-15-15	A5	10200	TRM
3-11-16	A6	10599	TRM



P.C.B. RECOMMENDED HOLE LAYOUT  
SEEN FROM COMPONENT SIDE  
ALL CENTERLINE DIMENSIONS ARE BASIC.

- NOTES:
- 1. CONNECTOR MATERIALS:  
HOUSING: THERMOPLASTIC UL94 V-0  
CONTACTS/SHIELD: COPPER ALLOY  
SHIELD PLATING: NICKEL  
CONTACT PLATING: SELECTIVE GOLD IN CONTACT AREA  
SEE CHART FOR PART NUMBER
  - 2. FOR PRODUCT SPECIFICATIONS SEE PR022-01.
  - 3. DIMENSIONS AND TOLERANCES COMPLY WITH TIA-1096 STANDARD.

50 MICRO-INCHES [1.27um]	SS66800-018F
30 MICRO-INCHES [0.76um]	SS66800-017F
CONTACT PLATING IN MATING AREA	PART NUMBER

RoHS



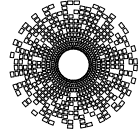
THIRD ANGLE PROJECTION

DO NOT SCALE DRAWING  
DRAWING IS SUBJECT TO  
CHANGE WITHOUT NOTICE

DIMENSIONS: INCHES [METRIC]

UNLESS OTHERWISE SPECIFIED  
TOLERANCES ARE ±.005 [0.13]  
ANGLES ARE ± 1°

SHEET NO. 1 OF 1

**stewart**  
CONNECTOR  
a bel group

11118 Susquehanna Trail South  
Glen Rock, PA 17327-9199  
(717) 235-7512  
<http://www.stewartconnector.com>

TITLE:  
4 PORT PCB UNSHIELDED HARMONICA JACK PAC "-NF"

THIS DRAWING AND THE SUBJECT MATTER SHOWN THEREON  
ARE CONFIDENTIAL AND THE PROPRIETARY PROPERTY OF  
STEWART CONNECTOR AND SHALL NOT BE REPRODUCED,  
COPIED, OR USED IN ANY MANNER WITHOUT PRIOR WRITTEN  
CONSENT OF STEWART CONNECTOR. ONE OR MORE U.S. PATENTS  
MAY APPLY TO THIS PRODUCT. FOR DETAILS, PLEASE  
VISIT: [HTTP://BELFUSE.COM/STEWART/STEWART\\_PATENTS/](http://BELFUSE.COM/STEWART/STEWART_PATENTS/)

DRN BY: EPF

DATE 10-4-05

APPD BY: TRM

DATE 10-5-05

DWG NO. CT660012F

REV. A6

# Mouser Electronics

Authorized Distributor

Click to View Pricing, Inventory, Delivery & Lifecycle Information:

Bel:

[SS66800-017F](#)