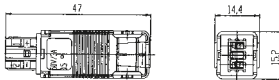

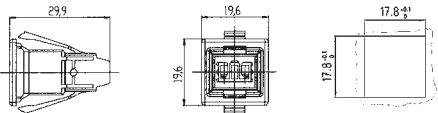



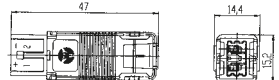

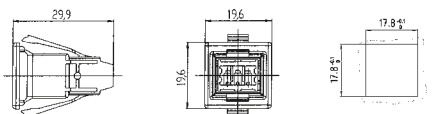





Spring-clamp connection, snap-in 50V, 3A

Female connector				Spring-clamp connection	Snap-in, spring-loaded																				
				 	  <p>Knock-out dimensions Material thickness: 0.5 – 1.5 mm</p>																				
Application	Coding	Color	Part no.	Part no.																					
				Spring-clamp connection with strain relief <table border="1"> <tr><td>Cable solid/fine-stranded</td><td>0.25 – 0.75 mm²</td></tr> <tr><td>for cable Ø¹⁾</td><td>5.5 – 6.5 mm</td></tr> <tr><td>fully assembled</td><td>with strain relief and locking device</td></tr> <tr><td>Cable strip length</td><td>21 mm</td></tr> <tr><td>Insul. strip length</td><td>9 mm</td></tr> </table>	Cable solid/fine-stranded	0.25 – 0.75 mm ²	for cable Ø ¹⁾	5.5 – 6.5 mm	fully assembled	with strain relief and locking device	Cable strip length	21 mm	Insul. strip length	9 mm	Snap-in, spring-loaded <table border="1"> <tr><td>Cable solid/fine-stranded</td><td>0.25 – 0.75 mm²</td></tr> <tr><td>assembled with</td><td>with locking device</td></tr> <tr><td>Knock-out dimensions²⁾</td><td>snaps into position</td></tr> <tr><td>Coding for dimming</td><td>Code 2 with cover</td></tr> <tr><td>Insul. strip length</td><td>9 mm</td></tr> </table>	Cable solid/fine-stranded	0.25 – 0.75 mm ²	assembled with	with locking device	Knock-out dimensions ²⁾	snaps into position	Coding for dimming	Code 2 with cover	Insul. strip length	9 mm
Cable solid/fine-stranded	0.25 – 0.75 mm ²																								
for cable Ø ¹⁾	5.5 – 6.5 mm																								
fully assembled	with strain relief and locking device																								
Cable strip length	21 mm																								
Insul. strip length	9 mm																								
Cable solid/fine-stranded	0.25 – 0.75 mm ²																								
assembled with	with locking device																								
Knock-out dimensions ²⁾	snaps into position																								
Coding for dimming	Code 2 with cover																								
Insul. strip length	9 mm																								
KNX bus 2 pole		1+ / 2- Code 1	black/green	93.421.0553.1																					
Dimming 2 pole		1+ / 2- Code 2	black/pastel blue	93.421.4553.1																					
Type				BST14i2 F B1 Z R1																					

Male connector				Spring-clamp connection	Snap-in, spring-loaded																				
				 	  <p>Knock-out dimensions Material thickness: 0.5 – 1.5 mm</p>																				
Application	Coding	Color	Part no.	Part no.																					
				Spring-clamp connection with strain relief <table border="1"> <tr><td>Cable solid/fine-stranded</td><td>0.25 – 0.75 mm²</td></tr> <tr><td>for cable Ø¹⁾</td><td>5.5 – 6.5 mm</td></tr> <tr><td>fully assembled</td><td>with strain relief and locking device</td></tr> <tr><td>Cable strip length</td><td>21 mm</td></tr> <tr><td>Insul. strip length</td><td>9 mm</td></tr> </table>	Cable solid/fine-stranded	0.25 – 0.75 mm ²	for cable Ø ¹⁾	5.5 – 6.5 mm	fully assembled	with strain relief and locking device	Cable strip length	21 mm	Insul. strip length	9 mm	Snap-in, spring-loaded <table border="1"> <tr><td>Cable solid/fine-stranded</td><td>0.25 – 0.75 mm²</td></tr> <tr><td>assembled with</td><td>with locking device</td></tr> <tr><td>Knock-out dimensions²⁾</td><td>snaps into position</td></tr> <tr><td>Coding for dimming</td><td>Code 2 with cover</td></tr> <tr><td>Insul. strip length</td><td>9 mm</td></tr> </table>	Cable solid/fine-stranded	0.25 – 0.75 mm ²	assembled with	with locking device	Knock-out dimensions ²⁾	snaps into position	Coding for dimming	Code 2 with cover	Insul. strip length	9 mm
Cable solid/fine-stranded	0.25 – 0.75 mm ²																								
for cable Ø ¹⁾	5.5 – 6.5 mm																								
fully assembled	with strain relief and locking device																								
Cable strip length	21 mm																								
Insul. strip length	9 mm																								
Cable solid/fine-stranded	0.25 – 0.75 mm ²																								
assembled with	with locking device																								
Knock-out dimensions ²⁾	snaps into position																								
Coding for dimming	Code 2 with cover																								
Insul. strip length	9 mm																								
KNX bus 2 pole		2- / 1+ Code 1	black/green	93.422.0553.1																					
Dimming 2 pole		2- / 1+ Code 2	black/pastel blue	93.422.4553.1																					
Type				BST14i2 F S1 Z R1																					

¹⁾ Other cables and cable cross-sections available on request
²⁾ Panel material, deburring and coating thickness may influence the knock-out dimensions.
 Detailed installation instructions are available on request.