

**ebm-papst Mulfingen GmbH & Co. KG**

Bachmühle 2 · D-74673 Mulfingen

Phone +49 7938 81-0

Fax +49 7938 81-110

info1@de.ebmpapst.com

www.ebmpapst.com

Limited partnership · Headquarters Mulfingen

Amtsgericht (court of registration) Stuttgart · HRA 590344

General partner Elektrobau Mulfingen GmbH · Headquarters Mulfingen

Amtsgericht (court of registration) Stuttgart · HRB 590142

**Nominal data**

<b>Type</b>	<b>W2G115-AD15-13</b>	
<b>Motor</b>	<b>M2G045-BA</b>	
Nominal voltage	VDC	12
Nominal voltage range	VDC	8 .. 16
Method of obtaining data		fa
Speed (rpm)	min <sup>-1</sup>	2800
Power consumption	W	4.5
Min. ambient temperature	°C	-25
Max. ambient temperature	°C	72

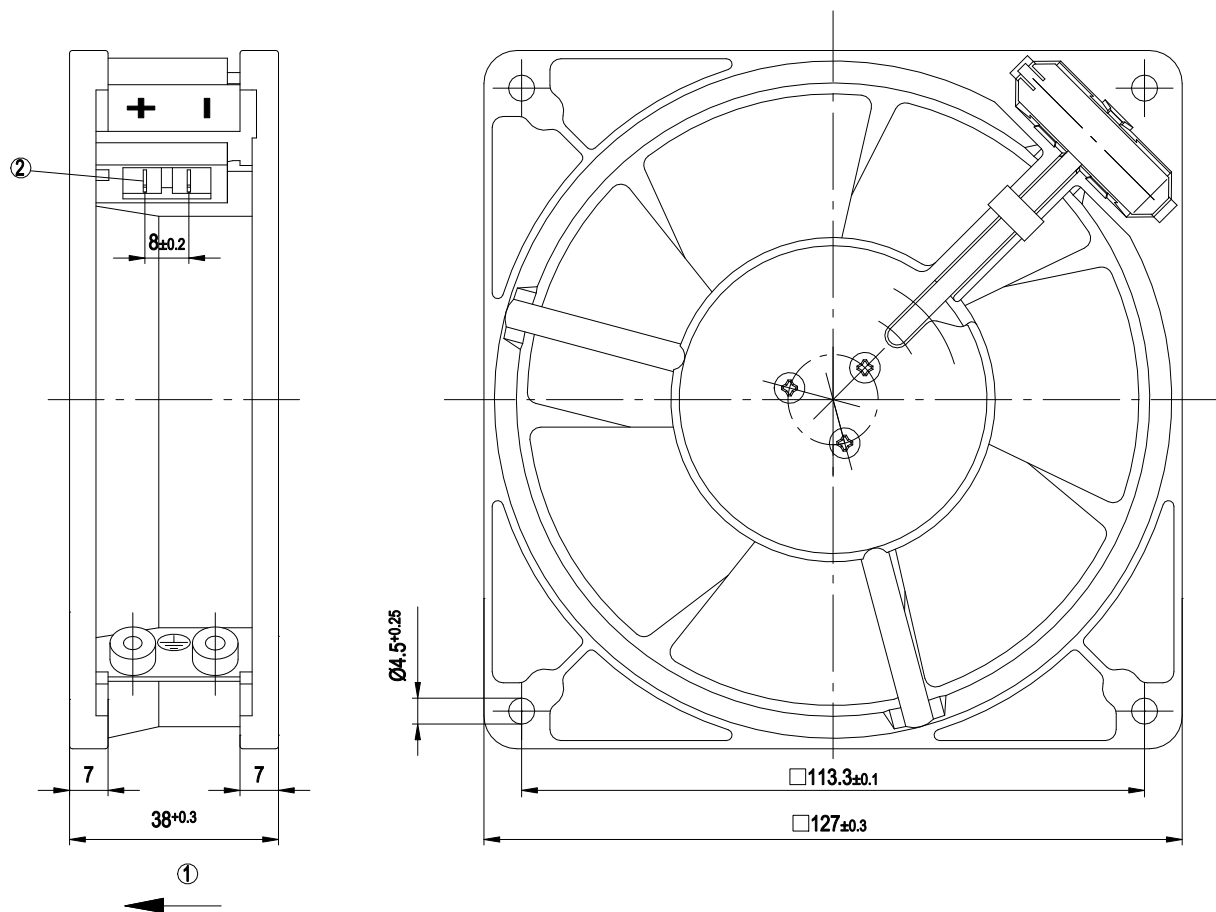
ml = Max. load · me = Max. efficiency · fa = Free air · cs = Customer specification · ce = Customer equipment  
 Subject to change



**Technical description**

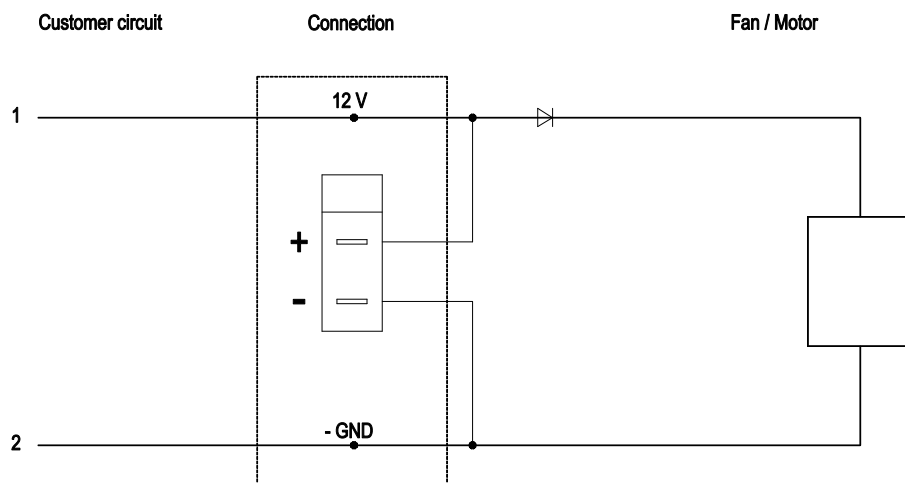
<b>Weight</b>	0.55 kg
<b>Fan size</b>	115 mm
<b>Rotor surface</b>	Painted black
<b>Blade material</b>	Sheet steel, painted black
<b>Fan housing material</b>	Die-cast aluminum, painted black
<b>Number of blades</b>	7
<b>Airflow direction</b>	"V"
<b>Direction of rotation</b>	Counterclockwise, viewed toward rotor
<b>Degree of protection</b>	IP22
<b>Insulation class</b>	"B"
<b>Max. permitted ambient temp. for motor (transport/storage)</b>	+ 80 °C
<b>Min. permitted ambient temp. for motor (transport/storage)</b>	-25 °C
<b>Installation position</b>	Any
<b>Condensation drainage holes</b>	None
<b>Mode</b>	S1
<b>Motor bearing</b>	Ball bearing
<b>Electrical hookup</b>	With plug
<b>Motor protection</b>	Reverse polarity and locked-rotor protection
<b>Conformity with standards</b>	EN 60950-1
<b>Approval</b>	UL 507; CSA C22.2 No. 113; EAC

## Product drawing



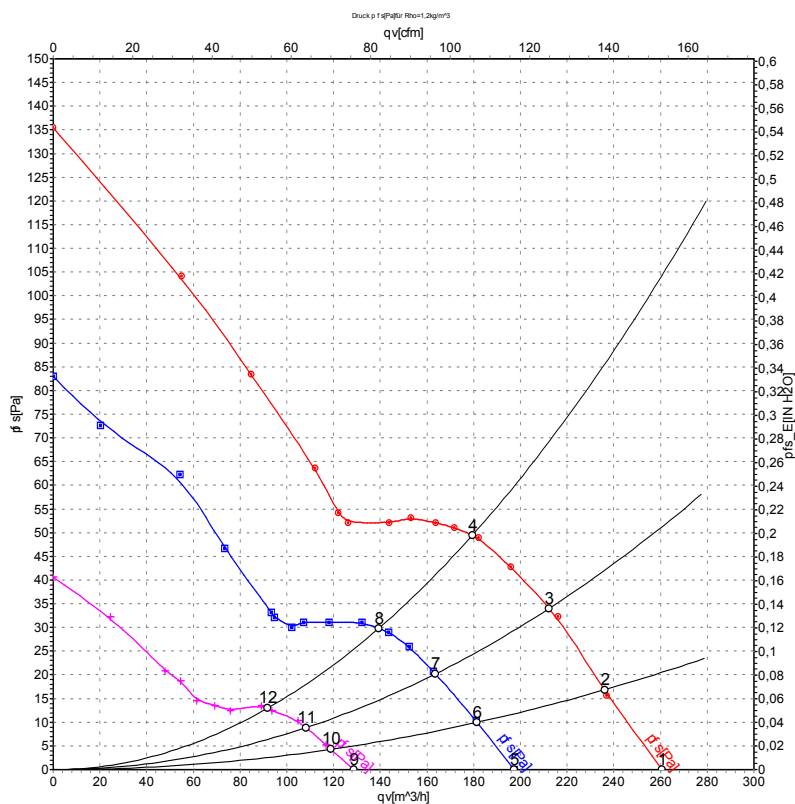
- |   |   |
|---|---|
| 1 | Direction of air flow "V"                 |
| 2 | 2x flat plug 2.8 x 0.5 (AMP no. 170058-2) |

### Connection diagram



No.	Conn.	Designation	Color	Function/assignment
1	1	UN +12V	red	Power supply +12 V / see nameplate for voltage range, maximum ripple $\pm 3.5\%$
1	2	GND	blue	Reference ground

## Curves: Air performance



Measurement: LU-9343-1  
 Measurement: LU-9342-1  
 Measurement: LU-9344-1

Air performance measured according to ISO 5801 installation category A. For detailed information on the measurement setup, contact ebm-papst. Intake sound level: Sound power level according to ISO 13347 / sound pressure level measured at 1 m distance from fan axis. The values given are valid under the specified measuring conditions and may vary due to conditions of installation. For deviations from the standard configuration, the parameters have to be checked on the installed unit.

## Measured values

	U	n	P <sub>ed</sub>	I	qv	p <sub>fs</sub>	qv	p <sub>fs</sub>
	V	min <sup>-1</sup>	W	A	m <sup>3</sup> /h	Pa	CFM	inH <sub>2</sub> O
1	16	3690	8.9	0.56	260	0	155	0.00
2	16	3585	9.4	0.59	235	16	140	0.06
3	16	3495	10	0.63	210	34	125	0.14
4	16	3410	11	0.66	180	50	105	0.20
5	12	2870	4.5	0.37	195	0	115	0.00
6	12	2780	4.8	0.40	180	10	105	0.04
7	12	2720	4.9	0.41	165	20	95	0.08
8	12	2665	5.3	0.44	140	30	80	0.12
9	8	1855	1.80	0.23	130	0	75	0.00
10	8	1835	1.80	0.23	120	4	70	0.02
11	8	1800	2.01	0.25	110	9	65	0.04
12	8	1770	2.04	0.25	90	13	55	0.05

U = Power supply · n = Speed (rpm) · P<sub>ed</sub> = Power consumption · I = Current draw · qv = Air flow · p<sub>fs</sub> = Pressure increase

