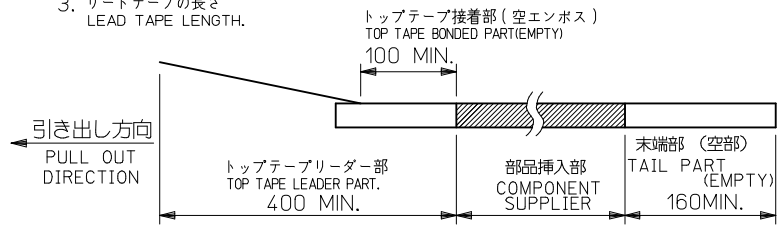
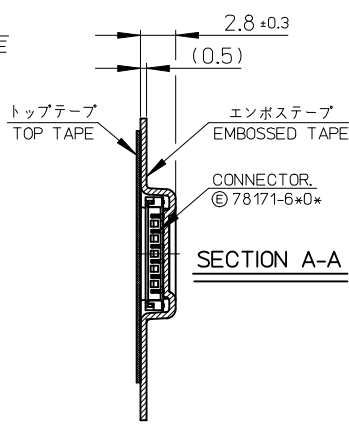
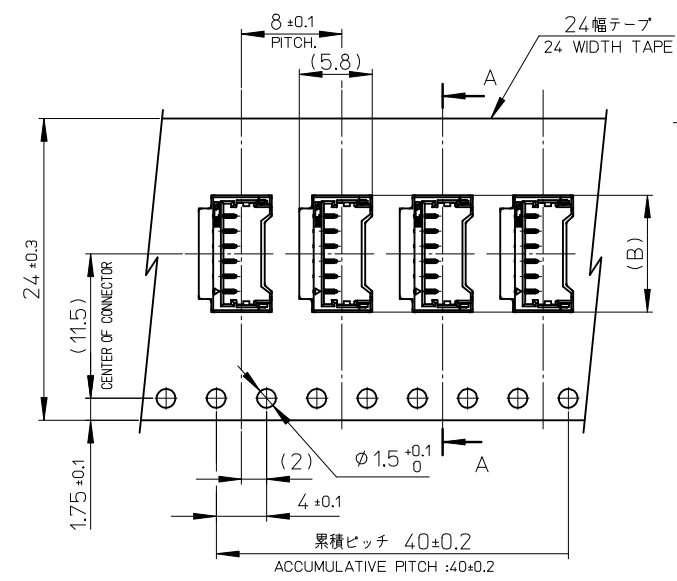


**NOTES**

- 製品詳細につきましては、SD-78171-002 を参照下さい。  
RE DETAILED DIMENSION, SEE SD-78171-002.
- 梱包数量：4,500 個/リール  
NUMBER OF CONNECTORS:4,500PCS/REEL.
- リードテープの長さ  
LEAD TAPE LENGTH.



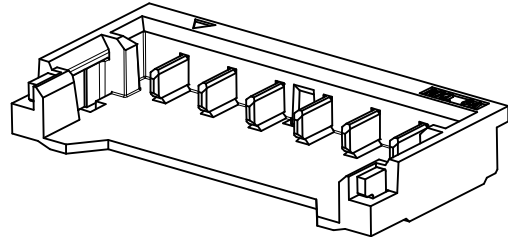
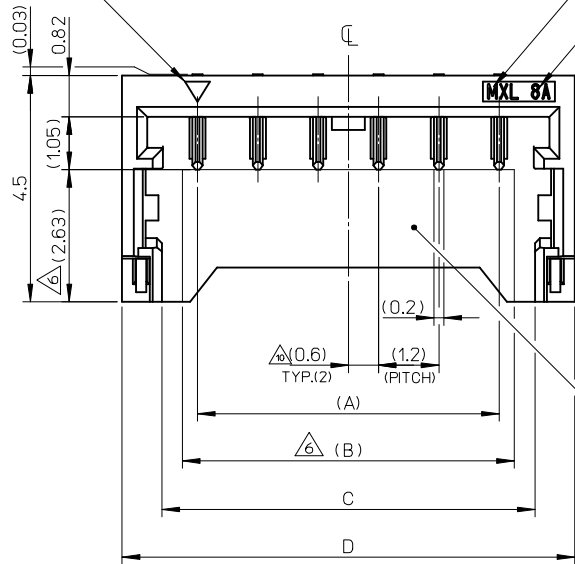
- 材料 (MATERIAL)  
キャリアテープ (CARRIER TAPE) : POLYPROPYLENE - PP  
トップテープ (TOP TAPE) : PET, PE, PE  
リール (REEL) : ポリスチレン (POLYSTYRENE) <リサイクル材を含む>  
<RECYCLE MATERIAL CONTAINED.>
- 製品の取扱いについては取扱説明書 "AS-78172-001" を参照願います。  
REFER TO INSTRUCTION MANUAL "AS-78172-001"
- ELV 及び RoHS 適合品  
ELV AND RoHS COMPLIANT.



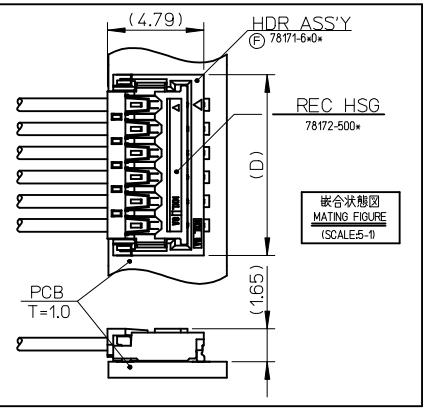
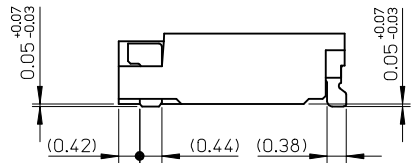
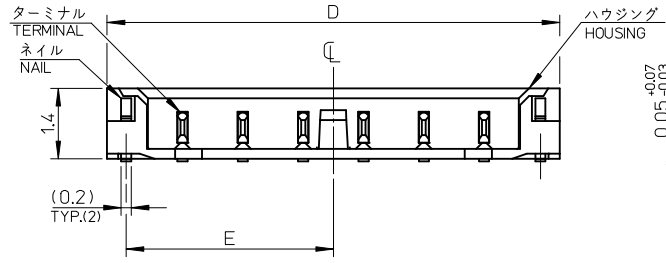
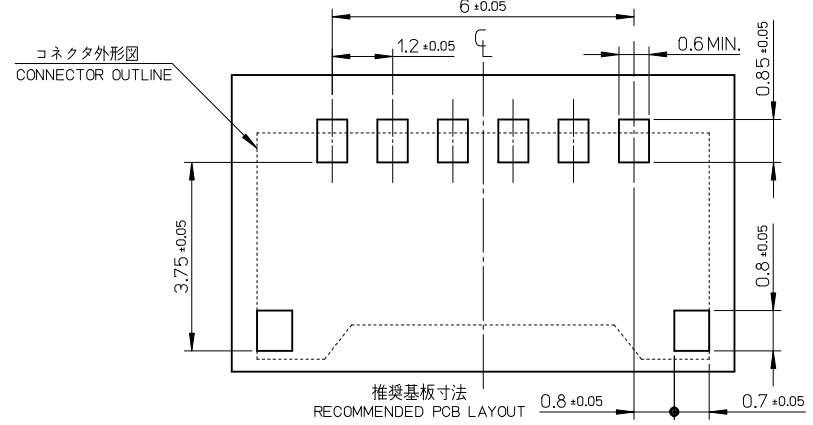
10.5	◎ 78171-6107	◎ 78171-5107	7	78171-500*
	78171-6007	78171-5007		
9.3	78171-6006	78171-5006	6	
B	CONNECTOR	MATERIAL NO.	CKT.	MODEL NO.

REVISED EC NO: J2015-1414 DRWN: TAKAIKE CHKD: KASAKAWA APPR: NUKITA	DESCRIPTION 2015/04/15 2015/05/26 2015/05/26	GENERAL TOLERANCES (UNLESS SPECIFIED)		DIMENSION STYLE		SCALE	DESIGN UNITS	THIRD ANGLE PROJECTION			
		0.25 UNDER ±0.03		MM ONLY			METRIC	◎ □			
		0.25 OVER 0.5 UNDER ±0.05		DRAWN BY T.ODA		DATE '08/11/07		TITLE			
		0.5 OVER 1.0 UNDER ±0.1		CHECKED BY SA.SATO		DATE '08/11/07		EMBOSSED TAPE PKG FOR 78171			
		1.0 OVER 10 UNDER ±0.2		APPROVED BY S.ICHIKAWA		DATE '08/11/07		molex			
10 OVER 30 UNDER ±0.25		MATERIAL NO.		SEE TABLE		DOCUMENT NO.		SD-78171-001			
30 OVER ±0.3		DRAFT WHERE APPLICABLE MUST REMAIN WITHIN DIMENSIONS		SIZE A3		THIS DRAWING CONTAINS INFORMATION THAT IS PROPRIETARY TO MOLEX INCORPORATED AND SHOULD NOT BE USED WITHOUT WRITTEN PERMISSION					
ANGULAR ±3 °								SHEET NO. 1 OF 1			

CKT No.1



- 注記: 1. 材質 ハウジング: PA46, UL94V-0色: 黒  
 NOTES. MATERIALS HOUSING: PA46, UL94V-0, COLOUR:BLACK
- ターミナル: 銅合金  
 TERMINAL: COPPER ALLOY
- ネイル: 銅合金  
 FITTING NAIL: COPPER ALLOY
- ②. メッキ仕様 ターミナル: 金メッキ0.4μmMIN. ニッケル下地メッキ1.0μmMIN.  
 FINISHES TERMINAL: GOLD 0.4μmMIN. WITH 1.0μmMIN NICKEL UNDERPLATE OVERALL  
 ネイル: 錫メッキ1.5μmMIN. ニッケル下地メッキ1.0μmMIN.  
 FITTING NAIL: 1.5μmMIN TIN WITH 1.0μmMIN NICKEL UNDERPLATE OVERALL
3. 嵌合相手: 78172-500\*  
 MATING WITH: 極数 No. CIRCUIT No.
4. 梱包形態: エンボスリール梱包 (詳細はSD-78171-001 を参照願います)  
 PACKAGING SPECIFICATION: EMBOSSED TAPE (REFER TO SD-78171-001)
- △ 製品番号は右記の内容を示す: 78171-600\*  
 PRODUCT NUMBER INDICATES FOLLOWING 極数 No. CIRCUIT No.
- △ 吸着推奨エリアを示す  
 SHOWS VACUUM NOZZLE AREA.
7. ソルダータールとネイルの平坦度: 0.10 mm MAX  
 SOLDER TAIL AND FITTING NAIL COPLANARITY 0.1mm MAX.
8. ELV及びRoHS 適合品  
 ELV AND RoHS COMPLIANT.
9. 製品の取扱いについては取扱説明書"AS-78172-001"を参照願います  
 REFER TO INSTRUCTION MANUAL"AS-78172-001"
- △ 偶数極の製品に適用  
 APPLY EVEN CIRCUIT PRODUCTS



0.25	2.0	7.2	7.8	8.62	10.2	4.72	7	◎ 78171-5107	◎ 78171-6107	
0.1	1.0							78171-5007	78171-6007	◎ 78171-6*0*
		6	6.6	7.42	9	4.12	6	78171-5006	78171-6006	
Au(CONTACT) Ni(OVERALL)								PACKING FORM: EMBOSSED TAPE	MATERIAL NO.	MODEL NO.
◎ PLATING THICKNESS MICRO METER MIN.								ORDER No.		

REVISED EC NO: J2015-1414 DRAWN: TAKAIKE 2015/04/15 CHKD: KASAKAWA 2015/05/26 APPR: NUKITA 2015/05/26	GENERAL TOLERANCES (UNLESS SPECIFIED)			DIMENSION STYLE		SCALE	DESIGN UNITS	THIRD ANGLE PROJECTION
				MM ONLY		10:1	METRIC	
	0.25 UNDER		±0.03	DRAWN BY	DATE	TITLE		
	0.25 OVER	0.5 UNDER	±0.05	T. ODA	08/06/20	1.2W/B CONN. HDR ASS'Y		
0.5 OVER	1.0 UNDER	±0.1	CHECKED BY	DATE				
1.0 OVER	10 UNDER	±0.2	SA. SATO	08/06/20				
10 OVER	30 UNDER	±0.25	APPROVED BY	DATE				
30 OVER		±0.3	NUKITA	2010/10/25				
ANGULAR	±3 °		MATERIAL NO.		DOCUMENT NO.			
DRAFT WHERE APPLICABLE MUST REMAIN WITHIN DIMENSIONS			SEE TABLE		SD-78171-002		SHEET NO. 1 OF 1	
THIS DRAWING CONTAINS INFORMATION THAT IS PROPRIETARY TO MOLEX INCORPORATED AND SHOULD NOT BE USED WITHOUT WRITTEN PERMISSION								