


LoRho Surface Mount Series



Description

Littelfuse LoRho Surface Mount PPTC (Polymer Positive Temperature Coefficient) devices provide overcurrent protection for applications where ultra low internal resistance, ultra low voltage drop and automatic resettable protection are desired. This new series allows a higher hold current device in a smaller factor and lower profile as compared to a standard PPTC. It offers ultra low internal resistance while maintaining the high level electrical characteristics and performances of standard PPTC products. All devices are UL recognized and TUV approved and have maximum fault current of 50A. They are available in 0402 to 2920 sizes while the hold current ranges from 100mA to 7A.

Littelfuse 0402 size LoRho SMD PPTC is the smallest size surface mounted PPTC device available in the market.

Agency Approvals

| AGENCY | AGENCY FILE NUMBER |
|--------|--------------------|
| | E183209 |
| | R50119118 |

Applications

- USB peripherals including new USB 3.0 / 2.0 ports
- Li-ion / Li-Polymer battery packs
- Smart phones
- Tablet and Notebook PCs
- E-readers
- LCD / LED HDTV
- Computer peripherals
- Digital cameras and video cameras
- Hard disk drives
- Game consoles

Features

- Ultra low internal resistance
- Very thin profile
- Miniature size saves board space
- Allows a higher hold current device in a smaller factor and lower profile as compared to a standard PPTC
- Fast response to fault currents
- 0402 size available - the smallest PPTC in the market
- Compatible with high temperature solders
- Broadest range of Hold Current ratings (100mA to 7A)
- RoHS compliant, Lead Free and Halogen Free
- UL recognized and TUV approved
- 0603L150SL ideal for USB 3.0

Additional Information



Datasheet



Resources



Samples

WARNING

- Users shall independently assess the suitability of these devices for each of their applications
- Operation of these devices beyond the stated maximum ratings could result in damage to the devices and lead to electrical arcing and/or fire
- These devices are intended to protect against the effects of temporary over-current or over-temperature conditions and are not intended to perform as protective devices where such conditions are expected to be repetitive or prolonged in duration
- Exposure to silicon-based oils, solvents, electrolytes, acids, and similar materials can adversely affect the performance of these PPTC devices
- These devices undergo thermal expansion under fault conditions, and thus shall be provided with adequate space and be protected against mechanical stresses
- Circuits with inductance may generate a voltage (L di/dt) above the rated voltage of the PPTC device.

Electrical Characteristics

| Part Number | Marking | I _{hold} (A) | I _{trip} (A) | V _{max} (Vdc) | I _{max} (A) | P _d typ. (W) | Maximum Time-To-Trip | | Resistance | | Agency Approvals | |
|---------------|---------|-----------------------|-----------------------|------------------------|----------------------|-------------------------|----------------------|-------------|----------------------|-----------------------|------------------|-----|
| | | | | | | | Current (A) | Time (Sec.) | R _{min} (Ω) | R _{1max} (Ω) | UL US | TÜV |
| 0402L010SL | | 0.10 | 0.30 | 6 | 40 | 0.5 | 0.50 | 1.00 | 0.150 | 2.000 | X | X |
| 0402L020SL | | 0.20 | 0.50 | 6 | 40 | 0.5 | 1.00 | 1.00 | 0.100 | 1.250 | X | X |
| 0402L035SL | | 0.35 | 0.70 | 6 | 50 | 0.5 | 8.00 | 0.10 | 0.050 | 0.700 | X | X |
| 0402L050SL | | 0.50 | 1.00 | 6 | 50 | 0.5 | 8.00 | 0.10 | 0.040 | 0.400 | X | X |
| 0603L050SL | K | 0.50 | 1.00 | 6 | 50 | 0.6 | 8.00 | 0.10 | 0.070 | 0.350 | X | X |
| 0603L075SL | N | 0.75 | 1.50 | 6 | 50 | 0.6 | 8.00 | 0.20 | 0.020 | 0.165 | X | X |
| 0603L100SL | S | 1.00 | 1.80 | 6 | 50 | 0.6 | 8.00 | 0.30 | 0.040 | 0.120 | X | X |
| 0603L150SL | T | 1.50 | 3.00 | 6 | 50 | 0.6 | 8.00 | 0.50 | 0.007 | 0.080 | X | X |
| 0603L175SL | V | 1.75 | 3.50 | 6 | 50 | 0.6 | 8.00 | 0.60 | 0.005 | 0.060 | X | X |
| 0805L075SL | -G | 0.75 | 1.50 | 6 | 50 | 0.6 | 8.00 | 0.20 | 0.040 | 0.160 | X | X |
| 0805L110SL | -H | 1.10 | 1.80 | 6 | 50 | 0.6 | 8.00 | 0.30 | 0.030 | 0.130 | X | X |
| 0805L150SL | -K | 1.50 | 3.00 | 6 | 50 | 0.6 | 8.00 | 0.50 | 0.015 | 0.065 | X | X |
| 0805L175SL | -V | 1.75 | 3.50 | 6 | 50 | 0.6 | 8.00 | 0.60 | 0.005 | 0.055 | X | X |
| 0805L200SLTH | -L | 2.00 | 4.00 | 6 | 50 | 0.6 | 8.00 | 1.00 | 0.005 | 0.045 | X | X |
| 0805L260SLTH | -S | 2.60 | 5.00 | 6 | 50 | 0.6 | 8.00 | 4.00 | 0.003 | 0.035 | X | X |
| 0805L300SL | -N | 3.00 | 6.00 | 6 | 50 | 0.6 | 8.00 | 5.00 | 0.003 | 0.030 | X | X |
| 1206L075SL | -G | 0.75 | 1.50 | 6 | 50 | 0.8 | 8.00 | 0.30 | 0.017 | 0.180 | X | X |
| 1206L110SL | -H | 1.10 | 2.20 | 6 | 50 | 0.8 | 8.00 | 0.30 | 0.015 | 0.100 | X | X |
| 1206L150SL | -K | 1.50 | 3.90 | 6 | 50 | 0.8 | 8.00 | 0.30 | 0.010 | 0.065 | X | X |
| 1206L110/12SL | -H1 | 1.10 | 2.20 | 12 | 50 | 0.8 | 8.00 | 0.30 | 0.015 | 0.130 | X | X |
| 1206L150/12SL | -K1 | 1.50 | 3.00 | 12 | 50 | 0.8 | 8.00 | 0.30 | 0.010 | 0.080 | X | X |
| 1206L175SL | -F | 1.75 | 3.50 | 6 | 50 | 0.8 | 8.00 | 0.40 | 0.005 | 0.030 | X | X |
| 1206L200SL | -L | 2.00 | 4.00 | 6 | 50 | 0.8 | 8.00 | 0.50 | 0.005 | 0.025 | X | X |
| 1206L260SLTH | -S | 2.60 | 5.00 | 6 | 50 | 0.8 | 8.00 | 4.00 | 0.003 | 0.026 | X | X |
| 1206L300SLTH | -N | 3.00 | 6.00 | 6 | 50 | 0.8 | 8.00 | 4.00 | 0.003 | 0.020 | X | X |
| 1206L350SLTH | -T | 3.50 | 7.00 | 6 | 50 | 0.8 | 8.00 | 5.00 | 0.003 | 0.018 | X | X |
| 1206L380SLTH* | -V | 2.82* | 8.00 | 6 | 50 | 0.8 | 8.00 | 5.00 | 0.002 | 0.014 | X | X |
| 1206L400SL | -Y | 4.00 | 8.00 | 6 | 50 | 0.8 | 20.00 | 2.00 | 0.001 | 0.014 | X | X |
| 1206L450SL | -Z | 4.50 | 9.00 | 6 | 50 | 0.8 | 22.50 | 2.00 | 0.001 | 0.014 | X | X |
| 1210L175SL | -J | 1.75 | 3.50 | 6 | 50 | 0.8 | 8.00 | 2.50 | 0.006 | 0.040 | X | X |
| 1210L200SL | -L | 2.00 | 4.00 | 6 | 50 | 0.8 | 8.00 | 3.00 | 0.005 | 0.024 | X | X |
| 1210L260SL | -S | 2.60 | 5.00 | 6 | 50 | 0.8 | 8.00 | 4.00 | 0.003 | 0.020 | X | X |
| 1210L300SL | -N | 3.00 | 6.00 | 6 | 50 | 0.8 | 15.00 | 2.00 | 0.003 | 0.020 | X | X |
| 1210L350SL | -T | 3.50 | 7.00 | 6 | 50 | 0.8 | 17.50 | 2.00 | 0.003 | 0.018 | X | X |
| 1210L380SL | -X | 3.80 | 8.00 | 6 | 50 | 0.8 | 8.00 | 5.00 | 0.002 | 0.016 | X | X |
| 1210L400SL | -V | 4.00 | 8.00 | 6 | 50 | 0.8 | 8.00 | 5.00 | 0.001 | 0.014 | X | X |
| 1210L450SL | -Y | 4.50 | 9.00 | 6 | 50 | 1.0 | 22.50 | 2.00 | 0.001 | 0.014 | X | X |
| 1812L190SL | LF-19 | 1.90 | 4.90 | 6 | 50 | 1.0 | 9.50 | 4.50 | 0.003 | 0.025 | X | X |
| 1812L260SL | LF-26 | 2.60 | 6.00 | 6 | 50 | 1.0 | 13.00 | 2.00 | 0.003 | 0.024 | X | X |
| 1812L270SL | LF-27 | 2.70 | 6.20 | 6 | 50 | 1.0 | 13.50 | 2.00 | 0.003 | 0.022 | X | X |
| 1812L300SL | LF-30 | 3.00 | 7.00 | 6 | 50 | 1.0 | 8.00 | 5.00 | 0.003 | 0.021 | X | X |
| 1812L350SL** | LF-35 | 3.50 | 8.10 | 6 | 50 | 1.0 | 8.00 | 5.00 | 0.003 | 0.020** | X | X |
| 1812L370SL | LF-37 | 3.70 | 9.10 | 6 | 50 | 1.0 | 18.50 | 2.00 | 0.003 | 0.018 | X | X |
| 2920L700SL*** | LF700 | 7.00 | 14.00 | 6 | 50 | 2.2 | 35.00 | 0.20 | 0.001 | 0.007 | X | X |

Notes:

0805L150SL and 1206L150SL are ideal for overcurrent protection in VBUS of USB 3.0 / USB 2.0 ports.
 * 1206L380SLTH has I_{hold} 2.82A for at least 15min @ 55°C. It is ideal for overcurrent protection in Li-ion / Li-Polymer battery packs of smartphones.
 ** 1812L350SL Typical Time-To-Trip is 50A at 0.013-0.020 seconds. R_{1min}=0.015ohm (resistance range 0.015-0.025ohm).
 *** 2920L700SL is ideal for overcurrent protection in Li-ion / Li-Polymer battery packs of tablet PC.

I_{hold} = Hold current: maximum current device will pass without tripping in 20°C still air.
 I_{trip} = Trip current: minimum current at which the device will trip in 20°C still air.
 V_{max} = Maximum voltage device can withstand without damage at rated current (I_{max})
 I_{max} = Maximum fault current device can withstand without damage at rated voltage (V_{max})
 P_d = Power dissipated from device when in the tripped state at 20°C still air.

R_{min} = Minimum resistance of device in initial (un-soldered) state.
 R_{1max} = Maximum resistance of device at 20°C measured one hour after tripping or reflow soldering of 260°C for 20 sec.

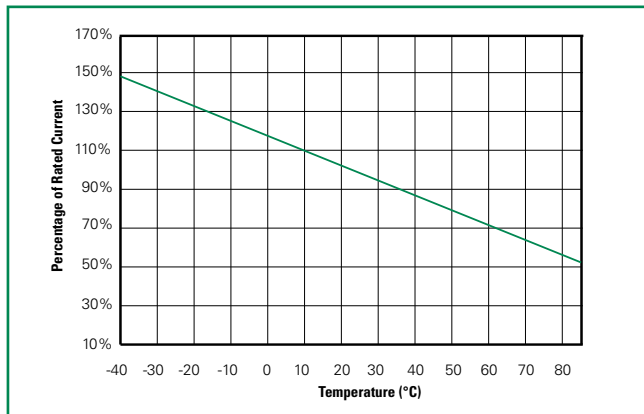
Caution: Operation beyond the specified rating may result in damage and possible arcing and flame.

Temperature Rerating

| Ambient Operation Temperature | | | | | | | | |
|-------------------------------|------------------|-------|------|------|------|------|------|------|
| | -40°C | -20°C | 0°C | 20°C | 40°C | 60°C | 70°C | 85°C |
| Part Number | Hold Current (A) | | | | | | | |
| 0402L010SL | 0.15 | 0.13 | 0.12 | 0.10 | 0.09 | 0.07 | 0.06 | 0.05 |
| 0402L020SL | 0.29 | 0.27 | 0.24 | 0.20 | 0.17 | 0.14 | 0.11 | 0.10 |
| 0402L035SL | 0.51 | 0.47 | 0.41 | 0.35 | 0.30 | 0.25 | 0.20 | 0.18 |
| 0402L050SL | 0.74 | 0.67 | 0.59 | 0.50 | 0.43 | 0.36 | 0.29 | 0.26 |
| 0603L050SL | 0.82 | 0.73 | 0.63 | 0.50 | 0.41 | 0.39 | 0.24 | 0.14 |
| 0603L075SL | 1.23 | 1.08 | 0.94 | 0.75 | 0.61 | 0.44 | 0.34 | 0.23 |
| 0603L100SL | 1.55 | 1.37 | 1.19 | 1.00 | 0.83 | 0.62 | 0.50 | 0.31 |
| 0603L150SL | 2.31 | 2.06 | 1.79 | 1.50 | 1.22 | 0.93 | 0.75 | 0.47 |
| 0603L175SL | 2.57 | 2.33 | 2.07 | 1.75 | 1.49 | 1.24 | 1.00 | 0.91 |
| 0805L075SL | 1.24 | 1.07 | 0.94 | 0.75 | 0.62 | 0.47 | 0.37 | 0.23 |
| 0805L110SL | 1.93 | 1.65 | 1.38 | 1.10 | 0.83 | 0.55 | 0.41 | 0.21 |
| 0805L150SL | 2.37 | 2.07 | 1.80 | 1.50 | 1.25 | 0.93 | 0.74 | 0.50 |
| 0805L175SL | 2.57 | 2.33 | 2.07 | 1.75 | 1.49 | 1.24 | 1.00 | 0.91 |
| 0805L200SLTH | 2.94 | 2.66 | 2.36 | 2.00 | 1.70 | 1.42 | 1.14 | 1.04 |
| 0805L260SLTH | 3.82 | 3.46 | 3.07 | 2.60 | 2.21 | 1.85 | 1.48 | 1.35 |
| 0805L300SL | 4.41 | 3.99 | 3.54 | 3.00 | 2.55 | 2.13 | 1.71 | 1.56 |
| 1206L075SL | 1.10 | 1.00 | 0.89 | 0.75 | 0.64 | 0.53 | 0.43 | 0.39 |
| 1206L110SL | 2.00 | 1.70 | 1.40 | 1.10 | 0.83 | 0.56 | 0.44 | 0.36 |
| 1206L150SL | 2.67 | 2.32 | 1.95 | 1.50 | 1.15 | 0.78 | 0.64 | 0.52 |
| 1206L110/12SL | 1.62 | 1.46 | 1.30 | 1.10 | 0.94 | 0.78 | 0.63 | 0.57 |
| 1206L150/12SL | 2.21 | 2.00 | 1.77 | 1.50 | 1.28 | 1.07 | 0.86 | 0.78 |
| 1206L175SL | 2.57 | 2.33 | 2.07 | 1.75 | 1.49 | 1.24 | 1.00 | 0.91 |
| 1206L200SL | 3.30 | 2.90 | 2.50 | 2.00 | 1.62 | 1.16 | 0.90 | 0.52 |
| 1206L260SLTH | 3.71 | 3.42 | 3.01 | 2.60 | 2.08 | 1.49 | 1.30 | 0.89 |
| 1206L300SLTH | 4.41 | 3.99 | 3.54 | 3.00 | 2.55 | 2.13 | 1.71 | 1.56 |
| 1206L350SLTH | 5.15 | 4.66 | 4.13 | 3.50 | 2.98 | 2.49 | 2.00 | 1.82 |
| 1206L380SLTH | 5.59 | 5.05 | 4.48 | 3.80 | 3.23 | 2.70 | 2.17 | 1.98 |
| 1206L400SL | 5.71 | 5.26 | 4.63 | 4.00 | 3.20 | 2.29 | 2.00 | 1.37 |
| 1206L450SL | 6.62 | 5.99 | 5.31 | 4.50 | 3.83 | 3.20 | 2.57 | 2.34 |
| 1210L175SL | 2.57 | 2.33 | 2.07 | 1.75 | 1.49 | 1.24 | 1.00 | 0.91 |
| 1210L200SL | 3.26 | 2.87 | 2.50 | 2.00 | 1.70 | 1.29 | 1.09 | 0.78 |
| 1210L260SL | 3.82 | 3.46 | 3.07 | 2.60 | 2.21 | 1.85 | 1.48 | 1.35 |
| 1210L300SL | 4.41 | 3.99 | 3.54 | 3.00 | 2.55 | 2.13 | 1.71 | 1.56 |
| 1210L350SL | 5.00 | 4.60 | 4.05 | 3.50 | 2.80 | 2.00 | 1.60 | 1.00 |
| 1210L380SL | 6.00 | 5.28 | 4.52 | 3.80 | 3.15 | 2.39 | 2.09 | 1.60 |
| 1210L400SL | 5.71 | 5.26 | 4.63 | 4.00 | 3.20 | 2.29 | 2.00 | 1.37 |
| 1210L450SL | 6.62 | 5.99 | 5.31 | 4.50 | 3.83 | 3.20 | 2.57 | 2.34 |
| 1812L190SL | 3.00 | 2.58 | 2.22 | 1.90 | 1.49 | 1.14 | 0.93 | 0.61 |
| 1812L260SL | 3.82 | 3.46 | 3.07 | 2.60 | 2.21 | 1.85 | 1.48 | 1.35 |
| 1812L270SL | 3.86 | 3.55 | 3.12 | 2.70 | 2.16 | 1.54 | 1.35 | 0.93 |
| 1812L300SL | 4.41 | 3.99 | 3.54 | 3.00 | 2.55 | 2.13 | 1.71 | 1.56 |
| 1812L350SL | 5.43 | 4.73 | 4.13 | 3.50 | 2.80 | 2.10 | 1.75 | 1.12 |
| 1812L370SL | 5.44 | 4.92 | 4.37 | 3.70 | 3.15 | 2.63 | 2.11 | 1.92 |
| 2920L700SL | 10.00 | 9.20 | 8.10 | 7.00 | 5.60 | 4.00 | 3.50 | 2.40 |

Notes: The temperature rerating data is for reference only. Please contact Littelfuse technical support for detail temperature rerating information.

Temperature Derating Curve



Physical Specifications

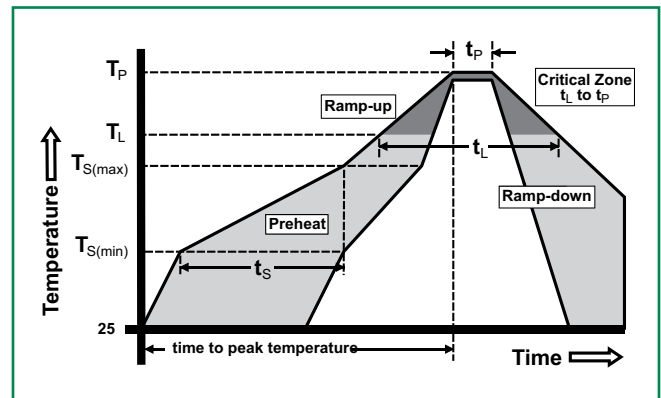
| | |
|---------------------------|--|
| Terminal Material | Solder-Plated Copper (Solder Material: Matte Tin (Sn)) |
| Lead Solderability | Meets EIA Specification RS186-9E, ANSI/J-STD-002, Category 3. |

Environmental Specifications

| | |
|--|---|
| Operating Temperature | -40°C to +85°C |
| Maximum Device Surface Temperature in Tripped State | 125°C |
| Passive Aging | +85°C, 1000 hours -/+10% typical resistance change |
| Humidity Aging | +85°C, 85% R.H., 100 hours -/+15% typical resistance change |
| Thermal Shock | MIL-STD-202, Method 107 +85°C/-40°C 20 times -30% typical resistance change |
| Solvent Resistance | MIL-STD-202, Method 215 No change |
| Vibration | MIL-STD-883, Method 2007, Condition A No change |
| Moisture Sensitivity Level | Level 1, J-STD-020 |

Soldering Parameters

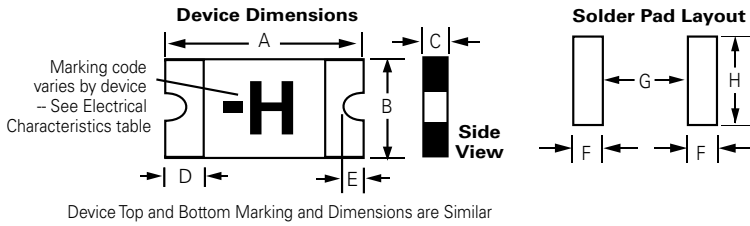
| | | |
|--|----------------------------------|------------------|
| Profile Feature | Pb-Free Assembly | |
| Average Ramp-Up Rate ($T_{S(max)}$ to T_P) | 3°C/second max | |
| Pre Heat: | Temperature Min ($T_{S(min)}$) | 150°C |
| | Temperature Max ($T_{S(max)}$) | 200°C |
| | Time (Min to Max) (t_s) | 60 – 180 secs |
| Time Maintained Above: | Temperature (T_L) | 217°C |
| | Temperature (t_L) | 60 – 150 seconds |
| Peak / Classification Temperature (T_P) | 260 ^{+0/-5} °C | |
| Time within 5°C of actual peak Temperature (t_p) | 20 – 40 seconds | |
| Ramp-down Rate | 6°C/second max | |
| Time 25°C to peak Temperature (T_P) | 8 minutes Max. | |



- All temperature refer to topside of the package, measured on the package body surface
- If reflow temperature exceeds the recommended profile, devices may not meet the performance requirements
- Recommended reflow methods: IR, vapor phase oven, hot air oven, N₂ environment for lead
- Recommended maximum paste thickness is 0.25mm (0.010 inch)
- Devices can be cleaned using standard industry methods and solvents
- Devices can be reworked using the standard industry practices

Disclaimer Notice - Information furnished is believed to be accurate and reliable. However, users should independently evaluate the suitability of and test each product selected for their own applications. Littelfuse products are not designed for, and may not be used in, all applications. Read complete Disclaimer Notice at www.littelfuse.com/disclaimer-electronics.

Dimensions



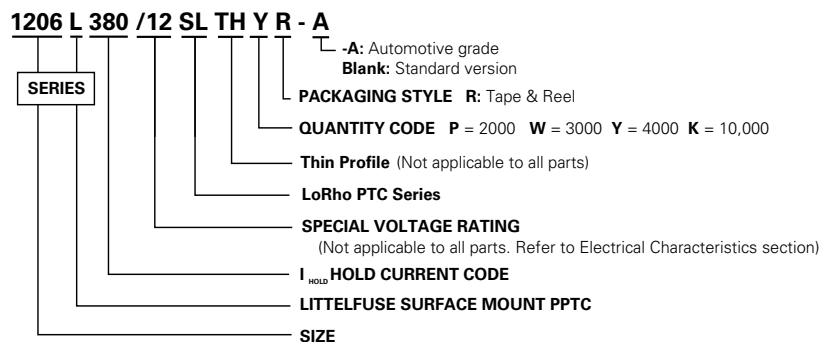
| Part Number | Device Dimension | | | | | | | | | | | | | | | | | | | | Solder Pad | | | | | |
|---------------|------------------|------|------|------|------|------|------|------|------|------|------|------|-------|------|------|------|-------|------|------|------|------------|------|------|------|------|------|
| | A | | | | B | | | | C | | | | D | | | | E | | | | F | | G | | H | |
| | inch | | mm | | inch | | mm | | inch | | mm | | inch | | mm | | inch | | mm | | inch | mm | inch | mm | inch | mm |
| | Min | Max | Min | Max | Min | Max | Min | Max | Min | Max | Min | Max | Min | Max | Min | Max | Min | Max | Min | Max | Min | Max | Min | Max | Min | Max |
| 0402L010SL | 0.03 | 0.05 | 0.85 | 1.15 | 0.01 | 0.03 | 0.35 | 0.65 | 0.01 | 0.02 | 0.20 | 0.60 | 0.004 | 0.02 | 0.10 | 0.45 | - | 0.02 | - | 0.40 | 0.02 | 0.60 | 0.02 | 0.40 | 0.03 | 0.70 |
| 0402L020SL | 0.03 | 0.05 | 0.85 | 1.15 | 0.01 | 0.03 | 0.35 | 0.65 | 0.01 | 0.02 | 0.20 | 0.60 | 0.004 | 0.02 | 0.10 | 0.45 | - | 0.02 | - | 0.40 | 0.02 | 0.60 | 0.02 | 0.40 | 0.03 | 0.70 |
| 0402L035SL | 0.03 | 0.05 | 0.85 | 1.15 | 0.01 | 0.03 | 0.35 | 0.65 | 0.01 | 0.02 | 0.20 | 0.60 | 0.004 | 0.02 | 0.10 | 0.45 | - | 0.02 | - | 0.40 | 0.02 | 0.60 | 0.02 | 0.40 | 0.03 | 0.70 |
| 0402L050SL | 0.03 | 0.05 | 0.85 | 1.15 | 0.01 | 0.03 | 0.35 | 0.65 | 0.01 | 0.02 | 0.20 | 0.60 | 0.004 | 0.02 | 0.10 | 0.45 | - | 0.02 | - | 0.40 | 0.02 | 0.60 | 0.02 | 0.40 | 0.03 | 0.70 |
| 0603L050SL | 0.06 | 0.07 | 1.40 | 1.80 | 0.02 | 0.04 | 0.60 | 1.00 | 0.02 | 0.03 | 0.40 | 0.75 | 0.01 | 0.02 | 0.15 | 0.50 | - | 0.02 | - | 0.40 | 0.04 | 1.00 | 0.03 | 0.80 | 0.04 | 1.00 |
| 0603L075SL | 0.06 | 0.07 | 1.40 | 1.80 | 0.02 | 0.04 | 0.60 | 1.00 | 0.02 | 0.03 | 0.40 | 0.75 | 0.01 | 0.02 | 0.15 | 0.50 | - | 0.02 | - | 0.40 | 0.04 | 1.00 | 0.03 | 0.80 | 0.04 | 1.00 |
| 0603L100SL | 0.06 | 0.07 | 1.40 | 1.80 | 0.02 | 0.04 | 0.60 | 1.00 | 0.02 | 0.03 | 0.40 | 0.75 | 0.01 | 0.02 | 0.15 | 0.50 | - | 0.02 | - | 0.40 | 0.04 | 1.00 | 0.03 | 0.80 | 0.04 | 1.00 |
| 0603L150SL | 0.06 | 0.07 | 1.40 | 1.80 | 0.02 | 0.04 | 0.60 | 1.00 | 0.02 | 0.04 | 0.40 | 1.00 | 0.01 | 0.02 | 0.15 | 0.50 | - | 0.02 | - | 0.40 | 0.04 | 1.00 | 0.03 | 0.80 | 0.04 | 1.00 |
| 0603L175SL | 0.06 | 0.07 | 1.40 | 1.80 | 0.02 | 0.04 | 0.60 | 1.00 | 0.02 | 0.04 | 0.40 | 1.00 | 0.01 | 0.02 | 0.15 | 0.50 | - | 0.02 | - | 0.40 | 0.04 | 1.00 | 0.03 | 0.80 | 0.04 | 1.00 |
| 0805L075SL | 0.08 | 0.09 | 2.00 | 2.20 | 0.05 | 0.06 | 1.20 | 1.50 | 0.02 | 0.03 | 0.40 | 0.75 | 0.01 | 0.02 | 0.20 | 0.55 | 0.002 | 0.02 | 0.05 | 0.45 | 0.04 | 1.00 | 0.05 | 1.20 | 0.06 | 1.50 |
| 0805L110SL | 0.08 | 0.09 | 2.00 | 2.20 | 0.05 | 0.06 | 1.20 | 1.50 | 0.02 | 0.03 | 0.40 | 0.75 | 0.01 | 0.02 | 0.20 | 0.55 | 0.002 | 0.02 | 0.05 | 0.45 | 0.04 | 1.00 | 0.05 | 1.20 | 0.06 | 1.50 |
| 0805L150SL | 0.08 | 0.09 | 2.00 | 2.20 | 0.05 | 0.06 | 1.20 | 1.50 | 0.02 | 0.03 | 0.40 | 0.75 | 0.01 | 0.02 | 0.20 | 0.55 | 0.002 | 0.02 | 0.05 | 0.45 | 0.04 | 1.00 | 0.05 | 1.20 | 0.06 | 1.50 |
| 0805L175SL | 0.08 | 0.09 | 2.00 | 2.20 | 0.05 | 0.06 | 1.20 | 1.50 | 0.02 | 0.02 | 0.40 | 0.60 | 0.01 | 0.02 | 0.20 | 0.55 | 0.002 | 0.02 | 0.05 | 0.45 | 0.04 | 1.00 | 0.05 | 1.20 | 0.06 | 1.50 |
| 0805L200SLTH | 0.08 | 0.09 | 2.00 | 2.20 | 0.05 | 0.06 | 1.20 | 1.50 | 0.02 | 0.03 | 0.40 | 0.75 | 0.01 | 0.02 | 0.20 | 0.55 | 0.002 | 0.02 | 0.05 | 0.45 | 0.04 | 1.00 | 0.05 | 1.20 | 0.06 | 1.50 |
| 0805L260SLTH | 0.08 | 0.09 | 2.00 | 2.20 | 0.05 | 0.06 | 1.20 | 1.50 | 0.02 | 0.03 | 0.40 | 0.75 | 0.01 | 0.02 | 0.20 | 0.55 | 0.002 | 0.02 | 0.05 | 0.45 | 0.04 | 1.00 | 0.05 | 1.20 | 0.06 | 1.50 |
| 0805L300SL | 0.08 | 0.09 | 2.00 | 2.20 | 0.05 | 0.06 | 1.20 | 1.50 | 0.02 | 0.06 | 0.60 | 1.40 | 0.01 | 0.02 | 0.20 | 0.55 | 0.002 | 0.02 | 0.05 | 0.45 | 0.04 | 1.00 | 0.05 | 1.20 | 0.06 | 1.50 |
| 1206L075SL | 0.12 | 0.13 | 3.00 | 3.40 | 0.06 | 0.07 | 1.50 | 1.80 | 0.02 | 0.03 | 0.40 | 0.70 | 0.01 | 0.03 | 0.25 | 0.75 | 0.002 | 0.02 | 0.05 | 0.45 | 0.04 | 1.00 | 0.07 | 1.80 | 0.07 | 1.80 |
| 1206L110SL | 0.12 | 0.13 | 3.00 | 3.40 | 0.06 | 0.07 | 1.50 | 1.80 | 0.02 | 0.03 | 0.40 | 0.75 | 0.01 | 0.03 | 0.25 | 0.75 | 0.002 | 0.02 | 0.05 | 0.45 | 0.04 | 1.00 | 0.07 | 1.80 | 0.07 | 1.80 |
| 1206L150SL | 0.12 | 0.13 | 3.00 | 3.40 | 0.06 | 0.07 | 1.50 | 1.80 | 0.02 | 0.03 | 0.40 | 0.70 | 0.01 | 0.03 | 0.25 | 0.75 | 0.002 | 0.02 | 0.05 | 0.45 | 0.04 | 1.00 | 0.07 | 1.80 | 0.07 | 1.80 |
| 1206L110/12SL | 0.12 | 0.13 | 3.00 | 3.40 | 0.06 | 0.07 | 1.50 | 1.80 | 0.02 | 0.03 | 0.50 | 0.85 | 0.01 | 0.03 | 0.25 | 0.75 | 0.002 | 0.02 | 0.05 | 0.45 | 0.04 | 1.00 | 0.07 | 1.80 | 0.07 | 1.80 |
| 1206L150/12SL | 0.12 | 0.13 | 3.00 | 3.40 | 0.06 | 0.07 | 1.50 | 1.80 | 0.02 | 0.03 | 0.50 | 0.85 | 0.01 | 0.03 | 0.25 | 0.75 | 0.002 | 0.02 | 0.05 | 0.45 | 0.04 | 1.00 | 0.07 | 1.80 | 0.07 | 1.80 |
| 1206L175SL | 0.12 | 0.13 | 3.00 | 3.40 | 0.06 | 0.07 | 1.50 | 1.80 | 0.02 | 0.02 | 0.40 | 0.60 | 0.01 | 0.03 | 0.25 | 0.75 | 0.002 | 0.02 | 0.05 | 0.45 | 0.04 | 1.00 | 0.07 | 1.80 | 0.07 | 1.80 |
| 1206L200SL | 0.12 | 0.13 | 3.00 | 3.40 | 0.06 | 0.07 | 1.50 | 1.80 | 0.02 | 0.02 | 0.40 | 0.60 | 0.01 | 0.03 | 0.25 | 0.75 | 0.002 | 0.02 | 0.05 | 0.45 | 0.04 | 1.00 | 0.07 | 1.80 | 0.07 | 1.80 |
| 1206L260SLTH | 0.12 | 0.13 | 3.00 | 3.40 | 0.06 | 0.07 | 1.50 | 1.80 | 0.02 | 0.03 | 0.40 | 0.70 | 0.01 | 0.03 | 0.25 | 0.75 | 0.002 | 0.02 | 0.05 | 0.45 | 0.04 | 1.00 | 0.07 | 1.80 | 0.07 | 1.80 |
| 1206L300SLTH | 0.12 | 0.13 | 3.00 | 3.40 | 0.06 | 0.07 | 1.50 | 1.80 | 0.02 | 0.03 | 0.40 | 0.80 | 0.01 | 0.03 | 0.25 | 0.75 | 0.002 | 0.02 | 0.05 | 0.45 | 0.04 | 1.00 | 0.07 | 1.80 | 0.07 | 1.80 |
| 1206L350SLTH | 0.12 | 0.13 | 3.00 | 3.40 | 0.06 | 0.07 | 1.50 | 1.80 | 0.02 | 0.03 | 0.40 | 0.75 | 0.01 | 0.03 | 0.25 | 0.75 | 0.002 | 0.02 | 0.05 | 0.45 | 0.04 | 1.00 | 0.07 | 1.80 | 0.07 | 1.80 |
| 1206L380SLTH | 0.12 | 0.13 | 3.00 | 3.40 | 0.06 | 0.07 | 1.50 | 1.80 | 0.02 | 0.03 | 0.40 | 0.70 | 0.01 | 0.03 | 0.25 | 0.75 | 0.002 | 0.02 | 0.05 | 0.45 | 0.04 | 1.00 | 0.07 | 1.80 | 0.07 | 1.80 |
| 1206L400SL | 0.12 | 0.13 | 3.00 | 3.40 | 0.06 | 0.07 | 1.50 | 1.80 | 0.02 | 0.06 | 0.60 | 1.40 | 0.01 | 0.03 | 0.25 | 0.75 | 0.002 | 0.02 | 0.05 | 0.45 | 0.04 | 1.00 | 0.07 | 1.80 | 0.07 | 1.80 |
| 1206L450SL | 0.12 | 0.13 | 3.00 | 3.40 | 0.06 | 0.07 | 1.50 | 1.80 | 0.02 | 0.06 | 0.60 | 1.40 | 0.01 | 0.03 | 0.25 | 0.75 | 0.002 | 0.02 | 0.05 | 0.45 | 0.04 | 1.00 | 0.07 | 1.80 | 0.07 | 1.80 |
| 1210L175SL | 0.12 | 0.14 | 3.00 | 3.43 | 0.09 | 0.11 | 2.35 | 2.80 | 0.02 | 0.03 | 0.40 | 0.70 | 0.01 | 0.03 | 0.25 | 0.75 | 0.004 | 0.02 | 0.10 | 0.50 | 0.04 | 1.00 | 0.08 | 2.00 | 0.10 | 2.50 |
| 1210L200SL | 0.12 | 0.14 | 3.00 | 3.43 | 0.09 | 0.11 | 2.35 | 2.80 | 0.02 | 0.03 | 0.40 | 0.70 | 0.01 | 0.03 | 0.25 | 0.75 | 0.004 | 0.02 | 0.10 | 0.50 | 0.04 | 1.00 | 0.08 | 2.00 | 0.10 | 2.50 |
| 1210L260SL | 0.12 | 0.14 | 3.00 | 3.43 | 0.09 | 0.11 | 2.35 | 2.80 | 0.02 | 0.03 | 0.40 | 0.70 | 0.01 | 0.03 | 0.25 | 0.75 | 0.004 | 0.02 | 0.10 | 0.50 | 0.04 | 1.00 | 0.08 | 2.00 | 0.10 | 2.50 |
| 1210L300SL | 0.12 | 0.14 | 3.00 | 3.43 | 0.09 | 0.11 | 2.35 | 2.80 | 0.02 | 0.05 | 0.60 | 1.20 | 0.01 | 0.03 | 0.25 | 0.75 | 0.004 | 0.02 | 0.10 | 0.50 | 0.04 | 1.00 | 0.08 | 2.00 | 0.10 | 2.50 |
| 1210L350SL | 0.12 | 0.14 | 3.00 | 3.43 | 0.09 | 0.11 | 2.35 | 2.80 | 0.02 | 0.04 | 0.60 | 1.00 | 0.01 | 0.03 | 0.25 | 0.75 | 0.00 | 0.02 | 0.10 | 0.50 | 0.04 | 1.00 | 0.08 | 2.00 | 0.10 | 2.50 |
| 1210L380SL | 0.12 | 0.14 | 3.00 | 3.43 | 0.09 | 0.11 | 2.35 | 2.80 | 0.02 | 0.03 | 0.40 | 0.65 | 0.01 | 0.03 | 0.25 | 0.75 | 0.00 | 0.02 | 0.10 | 0.50 | 0.04 | 1.00 | 0.08 | 2.00 | 0.10 | 2.50 |
| 1210L400SL | 0.12 | 0.14 | 3.00 | 3.43 | 0.09 | 0.11 | 2.35 | 2.80 | 0.02 | 0.04 | 0.60 | 1.00 | 0.01 | 0.03 | 0.25 | 0.75 | 0.00 | 0.02 | 0.10 | 0.50 | 0.04 | 1.00 | 0.08 | 2.00 | 0.10 | 2.50 |
| 1210L450SL | 0.12 | 0.14 | 3.00 | 3.43 | 0.09 | 0.11 | 2.35 | 2.80 | 0.02 | 0.05 | 0.60 | 1.20 | 0.01 | 0.03 | 0.25 | 0.75 | 0.00 | 0.02 | 0.10 | 0.50 | 0.04 | 1.00 | 0.08 | 2.00 | 0.10 | 2.50 |
| 1812L190SL | 0.17 | 0.19 | 4.37 | 4.73 | 0.12 | 0.13 | 3.07 | 3.41 | 0.02 | 0.03 | 0.40 | 0.70 | 0.01 | 0.05 | 0.30 | 1.20 | 0.01 | 0.03 | 0.15 | 0.65 | 0.07 | 1.78 | 0.14 | 3.45 | 0.12 | 3.15 |
| 1812L260SL | 0.17 | 0.19 | 4.37 | 4.73 | 0.12 | 0.13 | 3.07 | 3.41 | 0.02 | 0.03 | 0.40 | 0.70 | 0.01 | 0.05 | 0.30 | 1.20 | 0.01 | 0.03 | 0.15 | 0.65 | 0.07 | 1.78 | 0.14 | 3.45 | 0.12 | 3.15 |
| 1812L270SL | 0.17 | 0.19 | 4.37 | 4.73 | 0.12 | 0.13 | 3.07 | 3.41 | 0.02 | 0.03 | 0.40 | 0.70 | 0.01 | 0.05 | 0.30 | 1.20 | 0.01 | 0.03 | 0.15 | 0.65 | 0.07 | 1.78 | 0.14 | 3.45 | 0.12 | 3.15 |
| 1812L300SL | 0.17 | 0.19 | 4.37 | 4.73 | 0.12 | 0.13 | 3.07 | 3.41 | 0.02 | 0.03 | 0.40 | 0.75 | 0.01 | 0.05 | 0.30 | 1.20 | 0.01 | 0.03 | 0.15 | 0.65 | 0.07 | 1.78 | 0.14 | 3.45 | 0.12 | 3.15 |
| 1812L350SL | 0.17 | 0.19 | 4.37 | 4.73 | 0.12 | 0.13 | 3.07 | 3.41 | 0.02 | 0.03 | 0.40 | 0.70 | 0.01 | 0.05 | 0.30 | 1.20 | 0.01 | 0.03 | 0.15 | 0.65 | 0.07 | 1.78 | 0.14 | 3.45 | 0.12 | 3.15 |
| 1812L370SL | 0.17 | 0.19 | 4.37 | 4.73 | 0.12 | 0.13 | 3.07 | 3.41 | 0.02 | 0.03 | 0.40 | 0.70 | 0.01 | 0.05 | 0.30 | 1.20 | 0.01 | 0.03 | 0.15 | 0.65 | 0.07 | 1.78 | 0.14 | 3.45 | 0.12 | 3.15 |
| 2920L700SL | 0.26 | 0.31 | 6.73 | 7.98 | 0.19 | 0.21 | 4.80 | 5.44 | 0.02 | 0.03 | 0.40 | 0.65 | 0.01 | 0.10 | 0.30 | 2.50 | 0.01 | 0.08 | 0.25 | 2.00 | 0.08 | 2.00 | 0.18 | 4.60 | 0.21 | 5.30 |

Packaging

| Part Number | Ordering Number | I _{hold} (A) | I _{hold} Code | Packaging Option | Quantity | Quantity & Packaging Codes |
|---------------|-----------------|-----------------------|------------------------|------------------|----------|----------------------------|
| 0402L010SL | 0402L010SLKR | 0.10 | 010 | Tape & Reel | 10,000 | KR |
| 0402L020SL | 0402L020SLKR | 0.20 | 020 | | 10,000 | KR |
| 0402L035SL | 0402L035SLKR | 0.35 | 035 | | 10,000 | KR |
| 0402L050SL | 0402L050SLKR | 0.50 | 050 | | 10,000 | KR |
| 0603L050SL | 0603L050SLYR | 0.50 | 050 | | 4,000 | YR |
| 0603L075SL | 0603L075SLYR | 0.75 | 075 | | 4,000 | YR |
| 0603L100SL | 0603L100SLYR | 1.00 | 100 | | 4,000 | YR |
| 0603L150SL | 0603L150SLYR | 1.50 | 150 | | 4,000 | YR |
| 0603L175SL | 0603L175SLYR | 1.75 | 175 | | 4,000 | YR |
| 0805L075SL | 0805L075SLYR | 0.75 | 075 | | 4,000 | YR |
| 0805L110SL | 0805L110SLYR | 1.10 | 110 | | 4,000 | YR |
| 0805L150SL | 0805L150SLYR | 1.50 | 150 | | 4,000 | YR |
| 0805L175SL | 0805L175SLYR | 1.75 | 175 | | 4,000 | YR |
| 0805L200SLTH | 0805L200SLTHYR | 2.00 | 200 | | 4,000 | YR |
| 0805L260SLTH | 0805L260SLTHYR | 2.60 | 260 | | 4,000 | YR |
| 0805L300SL | 0805L300SLWR | 3.00 | 300 | | 3,000 | WR |
| 1206L075SL | 1206L075SLYR | 0.75 | 075 | | 4,000 | YR |
| 1206L110SL | 1206L110SLYR | 1.10 | 110 | | 4,000 | YR |
| 1206L150SL | 1206L150SLYR | 1.50 | 150 | | 4,000 | YR |
| 1206L110/12SL | 1206L110/12SLYR | 1.10 | 110 | | 4,000 | YR |
| 1206L150/12SL | 1206L150/12SLYR | 1.50 | 150 | | 4,000 | YR |
| 1206L175SL | 1206L175SLYR | 1.75 | 175 | | 4,000 | YR |
| 1206L200SL | 1206L200SLYR | 2.00 | 200 | | 4,000 | YR |
| 1206L260SLTH | 1206L260SLTHYR | 2.60 | 260 | | 4,000 | YR |
| 1206L300SLTH | 1206L300SLTHYR | 3.00 | 300 | | 4,000 | YR |
| 1206L350SLTH | 1206L350SLTHYR | 3.50 | 350 | | 4,000 | YR |
| 1206L380SLTH* | 1206L380SLTHYR | 2.82* | 380 | | 4,000 | YR |
| 1206L400SL | 1206L400SLWR | 4.00 | 400 | | 3,000 | WR |
| 1206L450SL | 1206L450SLWR | 4.50 | 450 | | 3,000 | WR |
| 1210L175SL | 1210L175SLYR | 1.75 | 175 | | 4,000 | YR |
| 1210L200SL | 1210L200SLYR | 2.00 | 200 | | 4,000 | YR |
| 1210L260SL | 1210L260SLYR | 2.60 | 260 | | 4,000 | YR |
| 1210L300SL | 1210L300SLYR | 3.00 | 300 | | 4,000 | YR |
| 1210L350SL | 1210L350SLWR | 3.50 | 350 | | 3,000 | WR |
| 1210L380SL | 1210L380SLYR | 3.80 | 380 | | 4,000 | YR |
| 1210L400SL | 1210L400SLWR | 4.00 | 400 | | 3,000 | WR |
| 1210L450SL | 1210L450SLWR | 4.50 | 450 | | 3,000 | WR |
| 1812L190SL | 1812L190SLPR | 1.90 | 190 | | 2,000 | PR |
| 1812L260SL | 1812L260SLPR | 2.60 | 260 | | 2,000 | PR |
| 1812L270SL | 1812L270SLPR | 2.70 | 270 | | 2,000 | PR |
| 1812L300SL | 1812L300SLPR | 3.00 | 300 | 2,000 | PR | |
| 1812L350SL | 1812L350SLPR | 3.50 | 350 | 2,000 | PR | |
| 1812L370SL | 1812L370SLPR | 3.70 | 370 | 2,000 | PR | |
| 2920L700SL | 2920L700SLPR | 7.00 | 700 | 2,000 | PR | |

Notes: *1206L380SLTH has I_{hold} 2.82A for at least 15min @ 55°C.

Part Ordering Number System



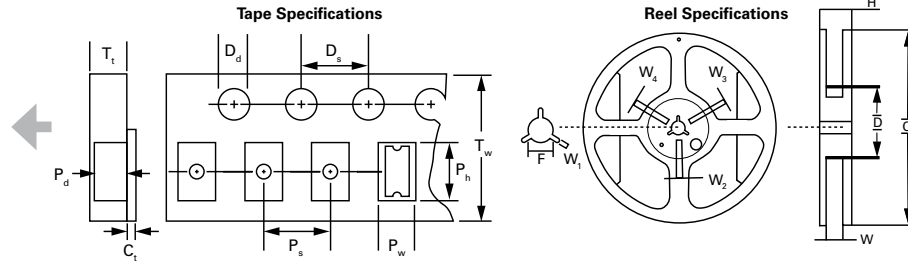
Tape and Reel Specifications

| | |
|--|--|
| | 0402L010SL 0402L020SL 0402L035SL 0402L050SL |
|--|--|

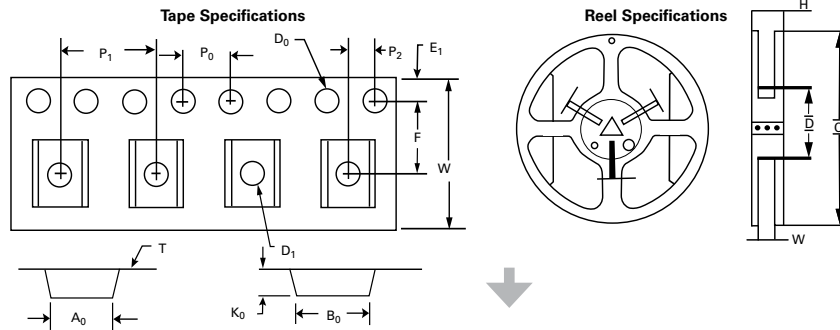
| TAPE DIMENSIONS: EIA-481-1 (mm) | |
|---------------------------------|-------------|
| C_t | 0.05 ± 0.01 |
| D_d | 1.5 ± 0.1 |
| D_s | 4.0 ± 0.1 |
| P_d | 0.41 ± 0.1 |
| P_h | 1.12 ± 0.1 |
| P_s | 2.0 ± 0.1 |
| P_w | 0.65 ± 0.03 |
| T_t | 0.61 ± 0.1 |
| T_w | 8.0 ± 0.1 |
| Leader min. | 390 |
| Trailer min. | 160 |

| REEL DIMENSIONS: EIA-481-1 (mm) | |
|---------------------------------|-------------|
| H | 12.0 ± 0.5 |
| W | 9.0 ± 0.5 |
| D | Ø60 ± 0.5 |
| F | Ø13.0 ± 0.2 |
| C | Ø178 ± 1 |
| W₁ | 2.2 ± 0.5 |
| W₂ | 3.0 ± 0.5 |
| W₃ | 4.0 ± 0.5 |
| W₄ | 5.5 ± 0.5 |

Dimensions for 0402 size product (see table at left)



Dimensions for 0603, 0805, 1206, 1210, 1812 and 2920 size product (see table below)



| | | | | | | | | | | |
|--|--|--------------------------|--|------------|--|--------------------------|--|--|--|------------|
| | 0603L050SL 0603L075SL 0603L100SL | 0603L150SL 0603L175SL | 0805L075SL 0805L110SL 0805L150SL 0805L175SL 0805L200SLTH 0805L260SLTH | 0805L300SL | 1206L075SL 1206L110SL 1206L150SL 1206L110/12SL 1206L150/12SL 1206L175SL 1206L200SL 1206L260SLTH 1206L300SLTH 1206L350SLTH 1206L380SLTH | 1206L400SL 1206L450SL | 1210L175SL 1210L200SL 1210L260SL 1210L300SL 1210L380SL | 1210L350SL 1210L400SL 1210L450SL | 1812L190SL 1812L260SL 1812L270SL 1812L300SL 1812L350SL 1812L370SL | 2920L700SL |
|--|--|--------------------------|--|------------|--|--------------------------|--|--|--|------------|

| TAPE DIMENSIONS: EIA-481-1 (mm) | | | | | | | | | | |
|---------------------------------|-------------|-------------|-------------|-------------|------------------|------------------|-------------|-------------|--------------|--------------|
| W | 8.00 ± 0.30 | 8.00 ± 0.30 | 8.00 ± 0.10 | 8.00 ± 0.30 | 8.20 +0.10/-0.30 | 8.15 +0.15/-0.30 | 8.00 ± 0.30 | 8.00 ± 0.30 | 12.00 ± 0.30 | 16.00 ± 0.30 |
| F | 3.50 ± 0.05 | 3.50 ± 0.05 | 3.50 ± 0.05 | 3.50 ± 0.05 | 3.50 ± 0.05 | 3.50 ± 0.05 | 3.50 ± 0.05 | 3.50 ± 0.05 | 5.50 ± 0.05 | 7.50 ± 0.10 |
| E₁ | 1.75 ± 0.10 | 1.75 ± 0.10 | 1.75 ± 0.10 | 1.75 ± 0.10 | 1.75 ± 0.10 | 1.75 ± 0.10 | 1.75 ± 0.10 | 1.75 ± 0.10 | 1.75 ± 0.10 | 1.75 ± 0.10 |
| D₀ | 1.55 ± 0.05 | 1.55 ± 0.05 | 1.55 ± 0.05 | 1.55 ± 0.05 | 1.55 ± 0.05 | 1.55 ± 0.05 | 1.55 ± 0.05 | 1.55 ± 0.05 | 1.55 ± 0.05 | 1.55 ± 0.05 |
| D₁ | 0.50 ± 0.10 | 0.50 ± 0.10 | 1.00 (Min.) | 1.00 ± 0.10 | 1.00 ± 0.10 | 1.00 ± 0.10 | 1.00 (Min.) | 1.00 (Min.) | 1.55 (Min.) | 1.50 ± 0.10 |
| P₀ | 4.00 ± 0.10 | 4.00 ± 0.10 | 4.00 ± 0.08 | 4.00 ± 0.10 | 4.00 ± 0.10 | 4.00 ± 0.10 | 4.00 ± 0.10 | 4.00 ± 0.10 | 4.00 ± 0.10 | 4.00 ± 0.10 |
| P₁ | 4.00 ± 0.10 | 4.00 ± 0.10 | 4.00 ± 0.10 | 4.00 ± 0.10 | 4.00 ± 0.10 | 4.00 ± 0.10 | 4.00 ± 0.10 | 4.00 ± 0.10 | 8.00 ± 0.10 | 8.00 ± 0.10 |
| P₂ | 2.00 ± 0.05 | 2.00 ± 0.05 | 2.00 ± 0.05 | 2.00 ± 0.05 | 2.00 ± 0.05 | 2.00 ± 0.05 | 2.00 ± 0.05 | 2.00 ± 0.05 | 2.00 ± 0.05 | 2.00 ± 0.10 |
| A₀ | 1.10 ± 0.10 | 1.10 ± 0.10 | 1.60 ± 0.10 | 1.65 ± 0.10 | 1.95 ± 0.10 | 1.92 ± 0.10 | 2.82 ± 0.10 | 2.82 ± 0.10 | 3.58 ± 0.10 | 5.74 ± 0.10 |
| B₀ | 1.92 ± 0.10 | 1.92 ± 0.10 | 2.30 ± 0.10 | 2.35 ± 0.10 | 3.65 ± 0.10 | 3.65 ± 0.10 | 3.46 ± 0.10 | 3.50 ± 0.10 | 4.93 ± 0.10 | 8.02 ± 0.10 |
| T | 0.20 ± 0.10 | 0.20 ± 0.10 | 0.25 ± 0.10 | 0.25 ± 0.10 | 0.20 ± 0.10 | 0.25 ± 0.10 | 0.25 ± 0.10 | 0.20 ± 0.10 | 0.25 ± 0.10 | 0.30 ± 0.10 |
| K₀ | 0.72 ± 0.10 | 0.96 ± 0.10 | 0.90 ± 0.10 | 1.50 ± 0.10 | 0.87 ± 0.10 | 1.30 ± 0.10 | 1.00 ± 0.10 | 1.30 ± 0.10 | 0.87 ± 0.06 | 0.91 ± 0.10 |
| Leader min. | 390 | | | | | | | | | |
| Trailer min. | 160 | | | | | | | | | |
| REEL DIMENSIONS: EIA-481-1 (mm) | | | | | | | | | | |
| H | 11.0 ± 0.5 | | | | | | | | 16.0 ± 0.5 | 19.5 ± 1.0 |
| W | 9.0 ± 1.5 | | | | | | | | 13.2 ± 1.5 | 17 ± 0.2 |
| C | Ø178 ± 1.0 | | | | | | | | Ø178 ± 1.0 | Ø180 ± 3.0 |
| D | Ø60.2 ± 0.5 | | | | | | | | Ø60.2 ± 0.5 | Ø60 ± 0.5 |