



GENERAL CRYSTAL SPECIFICATION : C1

Frequency Range : 3.579 545 to 30.000 000 MHz (See table 1, below).
Operating Mode : See table 1, below, AT-Cut.

Frequency Tolerances
Calibration at + 25.0 °C (Maximum) : ± 10.0 ppm, ± 30.0 ppm, ± 50.0 ppm.
Over Temperature Range (Maximum) : ± 10.0 ppm, ± 30.0 ppm, ± 50.0 ppm.
Aging (Maximum per year at + 25.0 °C) : ± 3.0 ppm (± 5.0 ppm for first year).

Temperature Range
Operating : - 20 to + 70 °C (- 40 to + 85 °C, - 40 to + 125 °C options).
Storage : - 40 to + 85 °C (- 55 to + 125 °C option).

Frequency Range MHz	Operating Mode	Load Capacitance (CL)	ESR Ω (Maximum)	Shunt Capacitance (C0) pF (Maximum)	Drive Level μW (Typical)	Insulation Resistance
3.579 545 to 3.999 999	Fundamental Or 3 rd Overtone	32.0 pF to Series	200	7.0	10.0	500 MΩ Minimum at 100 V _{DC}
4.000 000 to 7.999 999			150			
8.000 000 to 9.999 999			100			
10.000 000 to 19.999 999			80			
20.000 000 to 30.000 000			50			

Table 1 - Frequency Range vs Operating Mode vs Motional Parameters.

Package Style : 11.60 x 5.50 x 2.00 mm.

Marking
Line 1 : **PDI**
Line 2 : Spec. code

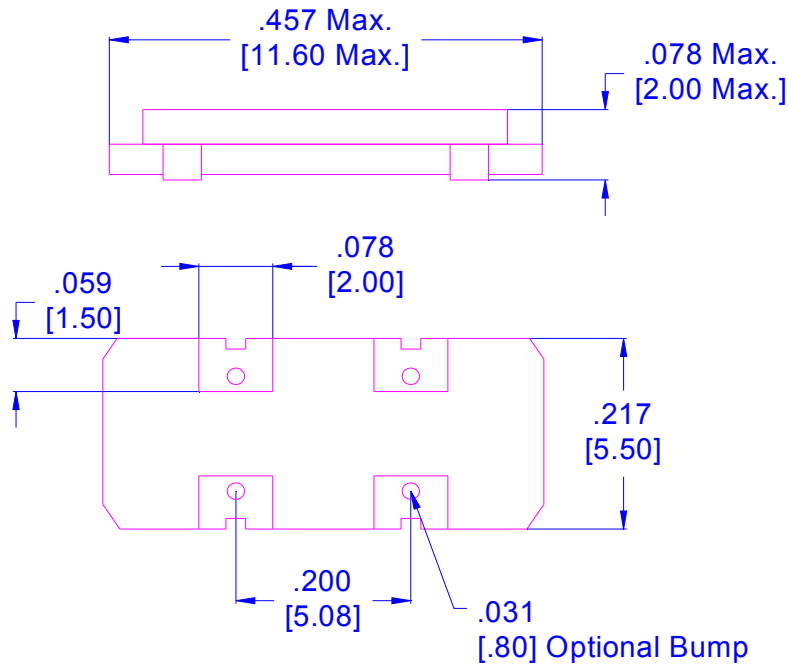
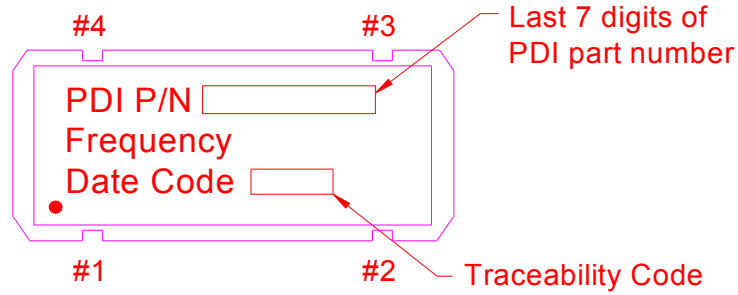
Notes
Terminals are Au.
Other options are available, please consult factory.
All product is supplied RoHS and REACH compliant.
Product can be supplied on Tape and Reel, on reels of 1,000 units.
Not all Frequency / Temperature combinations are available.
Specifications subject to change without notice, last updated 16th May 2011.



GENERAL CRYSTAL SPECIFICATION : C1



Package Drawing

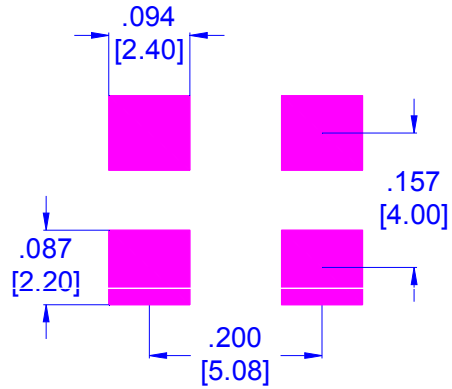




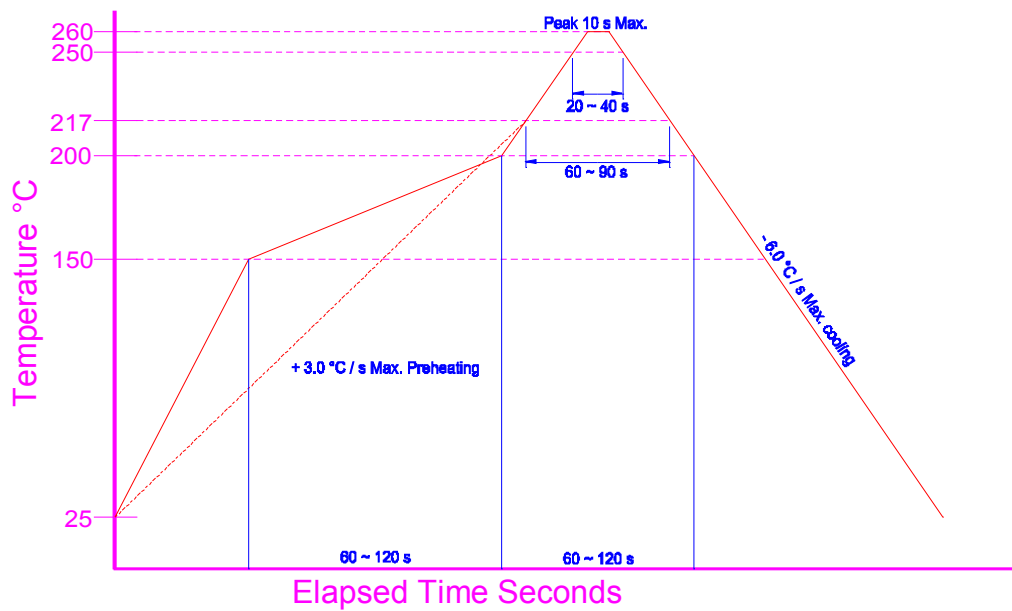
GENERAL CRYSTAL SPECIFICATION : C1



Solder Pattern (Reference purposes only)



Reflow Solder Profile

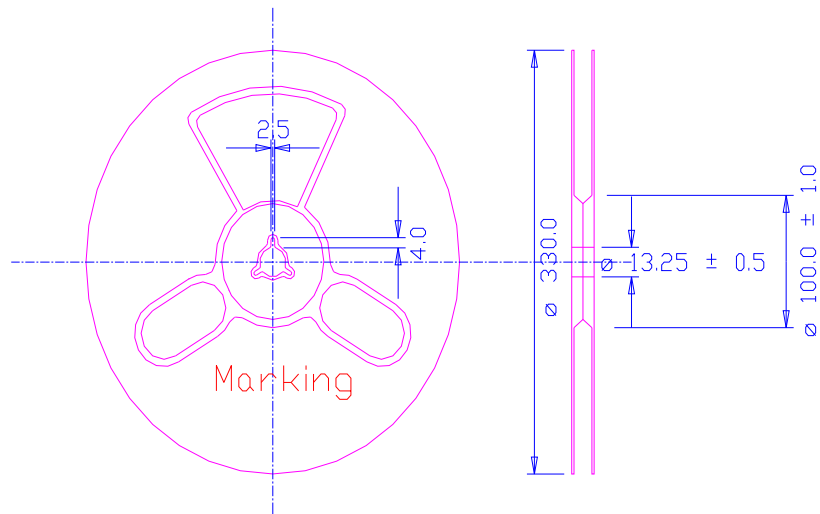
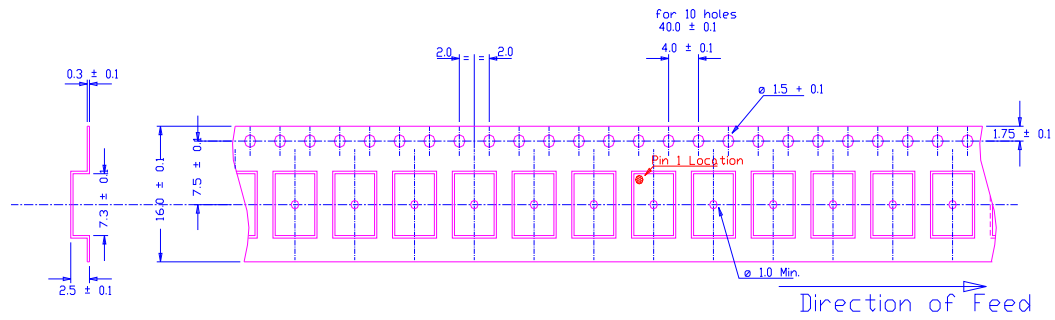




GENERAL CRYSTAL SPECIFICATION : C1



Tape & Reel Dimensions



There may be small variations in pocket size and material thickness from reel to reel.

Empty Pockets

- Trailing end (Minimum) : 200 mm.
- Leading end (Minimum) : 400 mm.