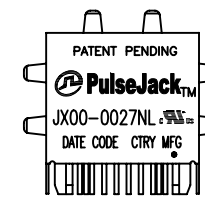
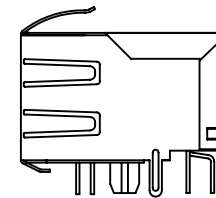
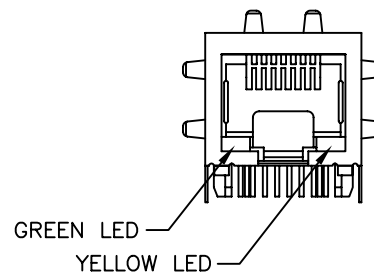


NOTES:

1. ROHS COMPLIANT
2. PLASTIC HOUSING: THERMOPLASTIC MATERIAL WITH FLAMMABILITY RATING UL 94V-0 OR BETTER.
3. CONTACTS PLATING: 15 MICRO-INCH GOLD PLATING.
4. CONTACTS BASE MATERIAL: PHOSPHOR BRONZE
5. UNDER PLATING: 50μ INCHES NICKEL
6. SOLDER TAIL PLATING : 150-300 μINCHES 100% TIN, MATTE FINISH.
7. METAL SHIELD: NICKEL PLATING ON COPPER ALLOY.
8. JACK CAVITY CONFORMS TO FCC PART 68 SUBPART.
9. PCB PLATING: ENIG
10. STORAGE TEMPERATURE: -50°C TO +125°C
11. COMPLIANCE TO J-STD:
  - A. J-STD-002: SOLDERABILITY AT 245°C DIP AND LOOK TEST
  - B. J-STD-020: LEVEL 1, NO MOISTURE SENSITIVE
  - C. J-STD-075: W2, 270°C MAXIMUM THROUGH WAVE SOLDER

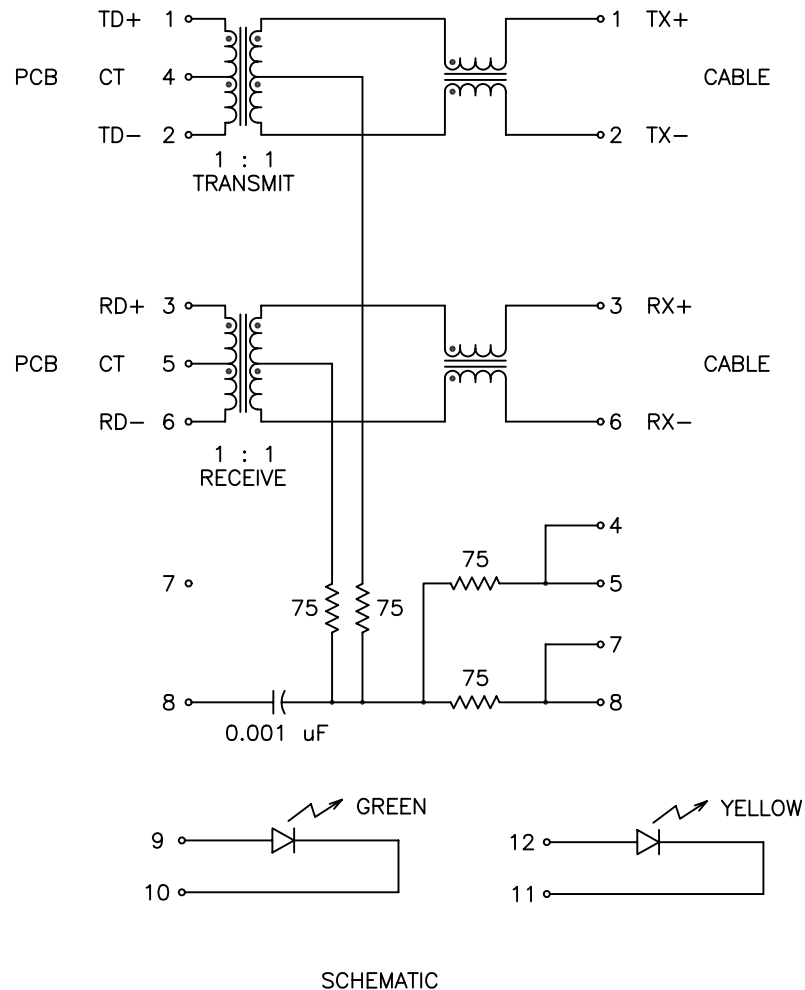


FINAL OUTLINE

© Copyright, 2014. Pulse Electronics Corp. All rights reserved. Pulse confidential & proprietary. (05/13/14)

PRODUCT DESCRIPTION	TLA DRAWING	PS DRAWING	SHEET	PART NO.	DATASHEET REV.
CONN,RJ45,1X1,100D,1:1,TU	JX00-0027NL-11	PS-2163.001-G	1 OF 4	JX00-0027NL	A

ELECTRICAL CHARACTERISTICS AT +25°C UNLESS OTHER SPECIFIED  
MEETS IEEE 802.3 SPECIFICATION



PARAMETER	SPECIFICATIONS		
OPERATING TEMP	-40°C - +85°C		
TURNS RATIO	1 : 1 ±2%		
POLARITY	PER SCHEMATIC		
INSERTION LOSS	100 KHz	1-125 MHz	
	-1.2 dB MAX	-0.2-0.002*f <sup>1.4</sup> dB MAX	
RETURN LOSS (Z OUT = 100 OHM±15%)	.1-30 MHz	30-60 MHz	60-80 MHz
	-16 dB MIN	-10+20*LOG <sub>10</sub> (f/60 MHz) dB MIN	-10 dB MIN
		(MEASURED AT 100 KHz, 100 mVRMS) (AND WITH 8 mA DC BIAS)	
INDUCTANCE (OCL) (MEDIA SIDE, -40°C~+85°C)	350 uH MIN		
CROSSTALK, ADJACENT CHANNELS	1 MHz	10-100 MHz	
	-50 dB MIN	-50+17*LOG <sub>10</sub> (f/10) dB MIN	
COMMON MODE REJECTION RATIO	2 MHz	30-200 MHz	
	-50 dB MIN	-15+20*LOG <sub>10</sub> (f/200) dB MIN	
DC RESISTANCE 1/2 WINDING	.60 OHMS MAX		
DC RESISTANCE IMBALANCE	±.065 OHMS MAX (CENTER TAP SYMMETRY)		
INPUT - OUTPUT ISOLATION	1500 VRMS MIN @ 60 SECONDS		

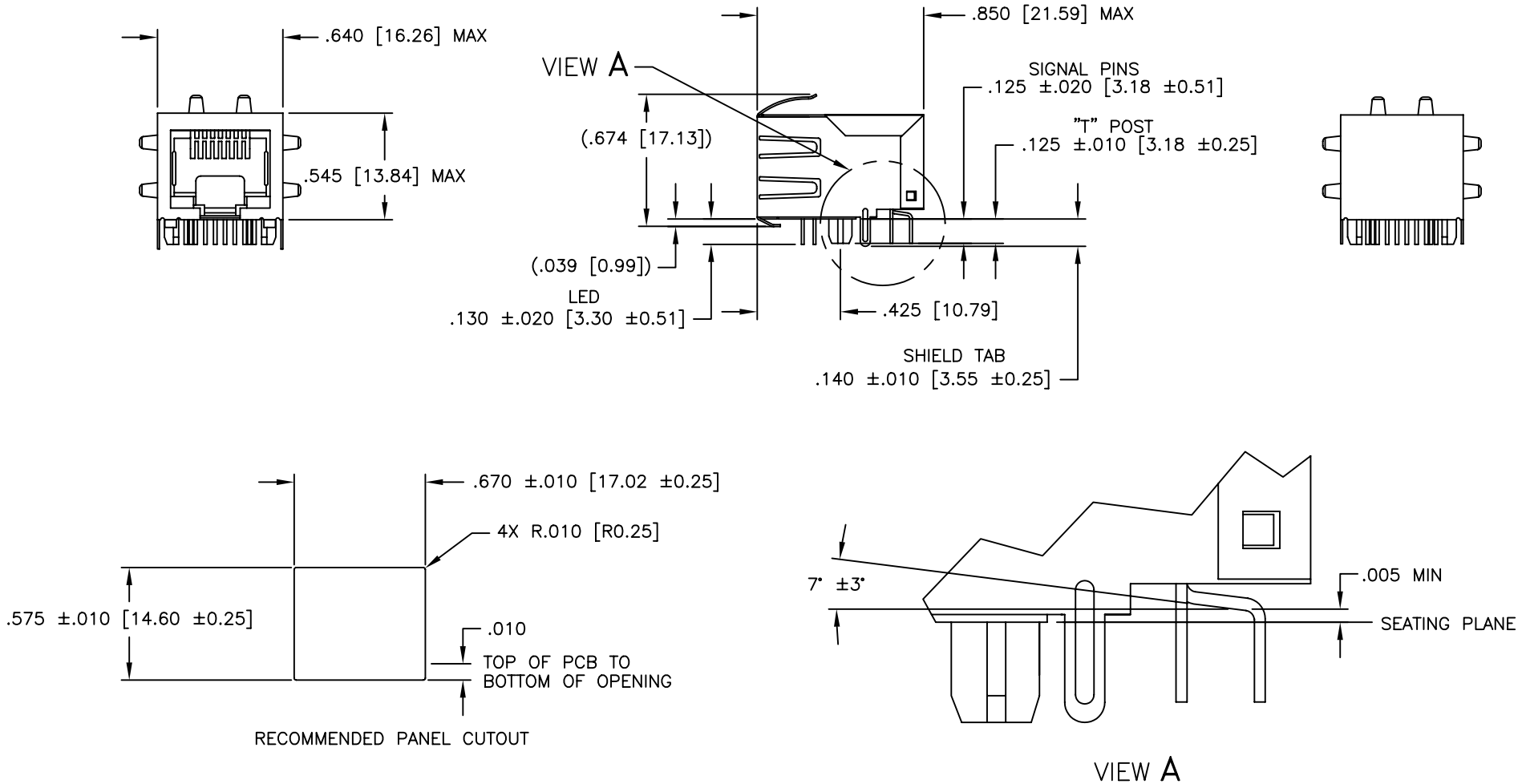
NOTE: f IS FREQUENCY IN MHz.

EMMITTED COLOR	GREEN	YELLOW
WAVELENGTH (nm)	565 nm	586 nm
BRIGHTNESS (mCD)	6 TO 8 TYP. @ 10mA	5 TO 7 TYP. @ 10mA
VIEWING ANGLE	85 - 100°	85 - 100°
POWER DISSIPATION (Pd)	80 mW MAX	105 mW MAX
PEAK FORWARD CURRENT	150 mA MAX	150 mA MAX
FORWARD VOLTAGE (Vf)	2.1 TO 2.6 V	2.1 TO 2.6 V

NOTE: PER VENDOR'S SPECIFICATIONS

© Copyright, 2014. Pulse Electronics Corp. All rights reserved. Pulse confidential & proprietary. (05/13/14)

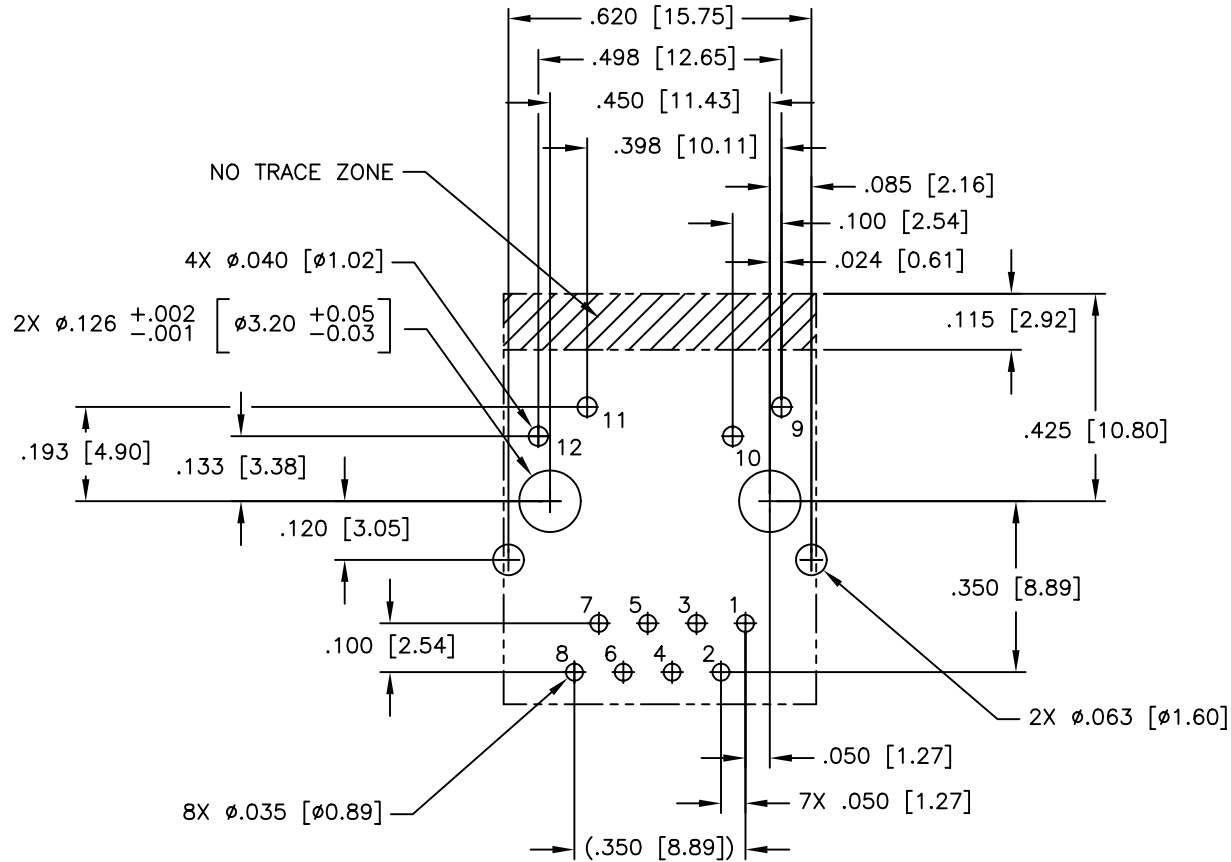
PRODUCT DESCRIPTION	TLA DRAWING	PS DRAWING	SHEET	PART NO.	DATASHEET REV.
CONN,RJ45,1X1,100D,1:1,TU	JX00-0027NL-11	PS-2163.001-G	2 OF 4	JX00-0027NL	A



DIMENSIONS ARE IN INCHES [MILLIMETERS] WITH THE FOLLOWING TOLERANCES: [MILLIMETERS] ARE FOR REFERENCE ONLY.  
.XX= ±.02 [±0.50]  
.XXX= ±.010 [±0.25]

© Copyright, 2014. Pulse Electronics Corp. All rights reserved. Pulse confidential & proprietary. (05/13/14)

PRODUCT DESCRIPTION	TLA DRAWING	PS DRAWING	SHEET	PART NO.	DATASHEET REV.
CONN,RJ45,1X1,100D,1:1,TU	JX00-0027NL-11	PS-2163.001-G	3 OF 4	JX00-0027NL	A



SUGGESTED PC BOARD LAYOUT VIEWED FROM COMPONENT SIDE

DIMENSIONS ARE IN INCHES [MILLIMETERS] WITH THE FOLLOWING  
TOLERANCES: [MILLIMETERS] ARE FOR REFERENCE ONLY.  
.XXX= ±.002 [±0.05]

© Copyright, 2014. Pulse Electronics Corp. All rights reserved. Pulse confidential & proprietary. (05/13/14)

PRODUCT DESCRIPTION	TLA DRAWING	PS DRAWING	SHEET	PART NO.	DATASHEET REV.
CONN,RJ45,1X1,100D,1:1,TU	JX00-0027NL-11	PS-2163.001-G	4 OF 4	JX00-0027NL	A

# Mouser Electronics

Authorized Distributor

Click to View Pricing, Inventory, Delivery & Lifecycle Information:

Pulse:

[JX00-0027NL](#)