


MICROMATE™



(1.00 mm) .03937"

T1SS, T1PS, T1SST, T1PST SERIES

MICRO SINGLE ROW CABLE TERMINAL

SPECIFICATIONS

For complete specifications see www.samtec.com?T1SS, www.samtec.com?T1PS, www.samtec.com?T1SST or www.samtec.com?T1PST

Insulator Material:

Nylon, Light Green

Contact Material:

Phosphor Bronze

Plating:

Au or Sn over

50 μ" (1.27 μm) Ni

Operating Temp Range:

-10 °C to +80 °C (PVC)

-40 °C to +125 °C (Teflon®)

Wire:

28 or 30 AWG

RoHS Compliant:

Yes

Mates with:
S1SS, S1SST

Choice of single or double ended

28 AWG or 30 AWG

Fits (0.84 mm) .033", (1.57 mm) .062" and (2.29 mm) .090" thick panels

COMPONENTS

- For body, see www.samtec.com?IST1 www.samtec.com?ISP1
- For contacts, see www.samtec.com?TC37R www.samtec.com?TC37M

*DuPont™ Teflon® is a registered trademark of the E.I. du Pont de Nemours and Company or its affiliates.

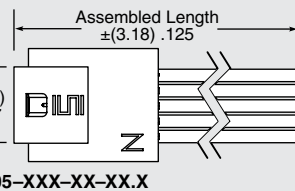
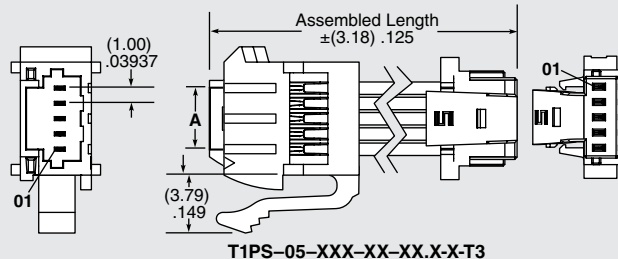
APPLICATION

-28C, -30C CABLE COLOR CODING

PIN	COLOR
1	BROWN
2	RED
3	ORANGE
4	YELLOW
5	GREEN
6	BLUE
7	VIOLET
8	GRAY
9	WHITE
10	BLACK
ETC	REPEAT

Note: Some lengths, styles and options are non-standard, non-returnable.

TYPE	NO OF POSITIONS	WIRE GAUGE	PLATING OPTION	ASSEMBLED LENGTH	PANEL OPTION	PINOUT
T1SS = Single Row Non-Panel Mount PVC Cable T1PS = Single Row Panel Mount PVC Cable T1SST = Single Row Non-Panel Mount *Teflon® Cable T1PST = Single Row Panel Mount *Teflon® Cable	(-02 positions not available with T1PS or T1PST) -02 thru -10 (Per Row)	-28 = 28 AWG -28C = 28 AWG Color Coded Cable (Not available on T1SST or T1PST) -30 = 30 AWG -30C = 30 AWG Color Coded Cable (Not available on T1SST or T1PST)	-GF = 3 μ" (0.07 μm) Gold on contact and tail	-"XX.X" = Assembled Length in Inches (45.7 mm) 01.8" min.	(Leave blank for non-panel mount) -A = Fits .033" (0.84 mm), .062" (1.57 mm) and .090" (2.29 mm) Thick Panels	(Leave blank for single ended assembly) -D1 = Double Ended down (Not available with T1PS or T1PST) -D3 = Double Ended up (Not available with T1PS or T1PST) -T1 = Transfer to socket down -T3 = Transfer to socket up



NO. OF POSITIONS	A	B
-02	1.00 (.0394)	2.48 (.098)
-03	2.00 (.0787)	3.48 (.137)
-04	3.00 (.1181)	4.48 (.176)
-05	4.00 (.1575)	5.48 (.216)
-06	5.00 (.1969)	6.48 (.255)
-07	6.00 (.2362)	7.48 (.294)
-08	7.00 (.2756)	8.48 (.334)
-09	8.00 (.3150)	9.48 (.373)
-10	9.00 (.3543)	10.48 (.413)

Due to technical progress, all designs, specifications and components are subject to change without notice.

WWW.SAMTEC.COM

All parts within this catalog are built to Samtec's specifications. Customer specific requirements must be approved by Samtec and identified in a Samtec customer-specific drawing to apply.

Mouser Electronics

Authorized Distributor

Click to View Pricing, Inventory, Delivery & Lifecycle Information:

Samtec:

[T1PST-05-28-GF-06.0-A-T3](#) [T1PST-05-28-GF-12.0-A-T3](#) [T1PST-06-28-GF-02.0-A-T3](#) [T1PST-06-28-GF-06.0-A-T3](#)
[T1PST-06-28-GF-12.0-A-T3](#) [T1PST-0328GF02.0-A-T3](#) [T1PST-0328GF06.0-A-T3](#) [T1PST-0328GF12.0-A-T3](#) [T1PST-](#)
[02-28-GF-02.0-A-T3](#) [T1PST-02-28-GF-06.0-A-T3](#) [T1PST-04-28-GF-02.0-A-T3](#) [T1PST-04-28-GF-06.0-A-T3](#) [T1PST-](#)
[04-28-GF-12.0-A-T3](#) [T1PST-05-28-GF-02.0-A-T3](#) [T1PST-09-28-GF-02.0-A-T3](#) [T1PST-09-28-GF-06.0-A-T3](#) [T1PST-](#)
[09-28-GF-12.0-A-T3](#) [T1PST-10-28-GF-02.0-A-T3](#) [T1PST-10-28-GF-06.0-A-T3](#) [T1PST-10-28-GF-12.0-A-T3](#) [T1PST-](#)
[07-28-GF-02.0-A-T3](#) [T1PST-07-28-GF-06.0-A-T3](#) [T1PST-07-28-GF-12.0-A-T3](#) [T1PST-08-28-GF-02.0-A-T3](#) [T1PST-](#)
[08-28-GF-06.0-A-T3](#) [T1PST-08-28-GF-12.0-A-T3](#) [T1PST-03-28-GF-02.0-A-T3](#) [T1PST-03-28-GF-06.0-A-T3](#) [T1PST-](#)
[03-28-GF-12.0-A-T3](#)