


SLV series

105°C 5000時間品  
Load Life : 105°C 5000 hours

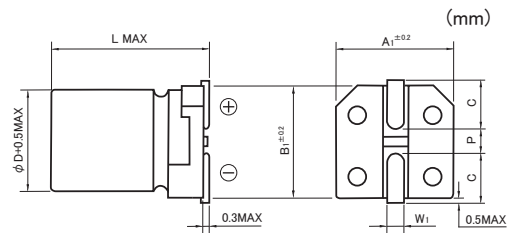
AEC-Q200



◆規格表 / SPECIFICATIONS

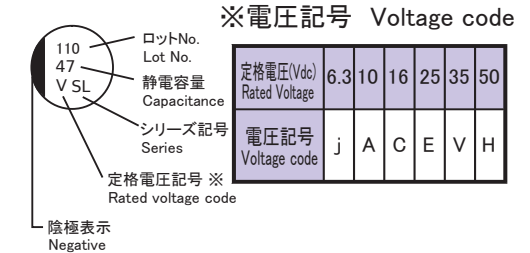
項目 Item	特性 Characteristics																					
カテゴリ温度範囲 Category Temperature Range	-40~+105°C																					
定格電圧範囲 Rated Voltage Range	6.3~50Vdc																					
静電容量許容差 Capacitance Tolerance	±20% (20°C, 120Hz)																					
漏れ電流 Leakage Current (MAX)	I=0.01CV 又は 3μA のいずれか大なる値以下 (定格電圧印加2分後) I=0.01CV or 3μA whichever is greater. (After 2 minutes) I=漏れ電流(μA) C=静電容量(μF) V=定格電圧(Vdc) Leakage Current Capacitance Rated Voltage																					
損失角の正接 (tan δ) Dissipation Factor(MAX)	(20°C, 120Hz)																					
	<table border="1"> <thead> <tr> <th>定格電圧 (Vdc) Rated Voltage</th> <th>6.3</th> <th>10</th> <th>16</th> <th>25</th> <th>35</th> <th>50</th> </tr> </thead> <tbody> <tr> <td>tan δ</td> <td>0.30</td> <td>0.24</td> <td>0.20</td> <td>0.16</td> <td>0.14</td> <td>0.14</td> </tr> </tbody> </table>	定格電圧 (Vdc) Rated Voltage	6.3	10	16	25	35	50	tan δ	0.30	0.24	0.20	0.16	0.14	0.14							
定格電圧 (Vdc) Rated Voltage	6.3	10	16	25	35	50																
tan δ	0.30	0.24	0.20	0.16	0.14	0.14																
耐久性 Endurance	<p>105°C中で5000時間定格電圧(リップル重畳)印加後、下記項目を満足すること。 After applying rated voltage with rated ripple current for 5000 hours at 105°C, the capacitors shall meet the following requirements.</p> <table border="1"> <tbody> <tr> <td>静電容量変化率 Capacitance Change</td> <td>初期値の±30%以内 Within ±30% of the initial value.</td> </tr> <tr> <td>損失角の正接 Dissipation Factor</td> <td>規格値の300%以下 Not more than 300% of the specified value.</td> </tr> <tr> <td>漏れ電流 Leakage Current</td> <td>規格値以下 Not more than the specified value.</td> </tr> </tbody> </table>	静電容量変化率 Capacitance Change	初期値の±30%以内 Within ±30% of the initial value.	損失角の正接 Dissipation Factor	規格値の300%以下 Not more than 300% of the specified value.	漏れ電流 Leakage Current	規格値以下 Not more than the specified value.															
静電容量変化率 Capacitance Change	初期値の±30%以内 Within ±30% of the initial value.																					
損失角の正接 Dissipation Factor	規格値の300%以下 Not more than 300% of the specified value.																					
漏れ電流 Leakage Current	規格値以下 Not more than the specified value.																					
低温特性 Low Temperature Stability (インピーダンス比) Impedance Ratio (MAX)	(120Hz)																					
	<table border="1"> <thead> <tr> <th>定格電圧 (Vdc) Rated Voltage</th> <th>6.3</th> <th>10</th> <th>16</th> <th>25</th> <th>35</th> <th>50</th> </tr> </thead> <tbody> <tr> <td>Z(-25°C) / Z(20°C)</td> <td>4</td> <td>3</td> <td>2</td> <td>2</td> <td>2</td> <td>2</td> </tr> <tr> <td>Z(-40°C) / Z(20°C)</td> <td>14</td> <td>12</td> <td>8</td> <td>6</td> <td>4</td> <td>3</td> </tr> </tbody> </table>	定格電圧 (Vdc) Rated Voltage	6.3	10	16	25	35	50	Z(-25°C) / Z(20°C)	4	3	2	2	2	2	Z(-40°C) / Z(20°C)	14	12	8	6	4	3
定格電圧 (Vdc) Rated Voltage	6.3	10	16	25	35	50																
Z(-25°C) / Z(20°C)	4	3	2	2	2	2																
Z(-40°C) / Z(20°C)	14	12	8	6	4	3																

◆寸法図 / DIMENSIONS



φD	L	A1	B1	C	W1	P
4	6.1	4.3	4.3	1.8	0.5~0.8	1.0
5	6.1	5.3	5.3	2.2	0.5~0.8	1.3
6.3	6.1	6.6	6.6	2.7	0.5~0.8	1.8

◆表示 / MARKING



◆リップル電流補正係数 / MULTIPLIER FOR RIPPLE CURRENT

周波数 (Hz) Frequency	60 (50)	120	500	1k	10k≤
0.47~1 μF	0.50	1.00	1.20	1.30	1.50
2.2~4.7 μF	0.65	1.00	1.20	1.30	1.50
10~47 μF	0.80	1.00	1.20	1.30	1.50
100 μF	0.80	1.00	1.10	1.15	1.20

◆呼称方法 / PART NUMBER



◆標準品一覧表 / STANDARD SIZE

Size φD x L(mm), Rated Ripple Current (mA r.m.s./105°C, 120Hz)

Vdc	Cap (μF)	Size (φDXL)	Ripple
6.3	22	4×6.1	22
	47	5×6.1	38
	100	6.3×6.1	69
10	33	5×6.1	35
16	10	4×6.1	18
	22	5×6.1	30
	47	6.3×6.1	50

Vdc	Cap (μF)	Size (φDXL)	Ripple
25	33	6.3×6.1	50
35	4.7	4×6.1	16
	10	5×6.1	27
	22	6.3×6.1	44

Vdc	Cap (μF)	Size (φDXL)	Ripple
50	0.47	4×6.1	4
	1	4×6.1	8
	2.2	4×6.1	11
	3.3	4×6.1	14
	4.7	5×6.1	19
	10	6.3×6.1	32

# Mouser Electronics

Authorized Distributor

Click to View Pricing, Inventory, Delivery & Lifecycle Information:

## Rubycon:

[50SLV2R2M4X6.1](#) [50SLV10M6.3X6.1](#) [35SLV10M5X6.1](#) [50SLV4R7M5X6.1](#) [35SLV22M6.3X6.1](#) [50SLV3R3M4X6.1](#)  
[6.3SLV100M6.3X6.1](#) [10SLV33M5X6.1](#) [16SLV47M6.3X6.1](#) [50SLV1M4X6.1](#) [16SLV10M4X6.1](#) [25SLV33M6.3X6.1](#)  
[6.3SLV47M5X6.1](#) [35SLV4R7M4X6.1](#) [6.3SLV22M4X6.1](#) [16SLV22M5X6.1](#) [50SLV0R47M4X6.1](#)