



# Feed Through Terminals


## DK 4QV



## DK 4Q



## DK 4



## DK 4D



### Terminal Block Selection Data

Available Options	Version	DK 4QV	DK 4Q	DK 4	DK 4D
Beige Wernid					<b>0544660000</b> <b>0396360000</b>
Beige PA		<b>0590260000*</b> <b>0363660000*</b>	<b>0590060000*</b> <b>0590160000*</b>	<b>0355460000</b> <b>0527660000</b>	
Beige PA 250 Ω					
Beige PA 1000 Ω					
Blue PA		<b>590280000*</b> <b>0363680000*</b>	<b>0590080000*</b> <b>0590180000*</b>	<b>0355480000</b> <b>0527680000</b>	
Beige PA Combi-foot for TS 32 and TS 35		<b>C059026</b>	<b>C059006</b>	<b>C035546</b>	
Blue PA Combi-foot for TS 32 and TS 35		<b>C059028</b>	<b>C0390461</b>	<b>C035548</b>	
10 PA terminal blocks with marking			<b>1323860000*</b>		

### Dimensions

Width / Length / Height mm (in.)	for TS 32	for TS 35	DK 4QV	DK 4Q	DK 4	DK 4D
Insulation stripping length			6/54/60 (.24/2.13/2.36)	6/54/60 (.24/2.13/2.36)	6/50/57 (.24/1.96/2.24)	6/50/56.5 (.24/1.97/2.22)
			6/54/60.5 (.24/2.13/2.38)	6/54/60.5 (.24/2.13/2.38)	6/50/52.5 (.24/1.96/2.06)	6/50/56.5 (.24/1.97/2.22)
			9 (.35)	9 (.35)	9 (.35)	9 (.35)

### Technical Data

Rated voltage / rated current / wire size	UL	CSA	VDE	DK 4QV	DK 4Q	DK 4	DK 4D
Torque				300 V / 27 A / #22...10 AWG	300 V / 27 A / #22...10 AWG	300 V / 27 A / #22...12 AWG	#22...12 AWG
Clamping screw				300 V / 10 A / #26...12 AWG	300 V / 5 A / #26...12 AWG		
Resistor				380 VAC / 27 A / 4 mm²	380 VAC / 27 A / 4 mm²		380 VAC
Diode reverse voltage / diode current				.9 (8)	.9 (8)	.9 (8)	1000 V / 1 A
Current of through busbar				3	3	3	10 A

### Selected Accessory Data<sup>‡</sup>

End Plate (thickness mm)	Type	Part No.	Type	Part No.	Type	Part No.	Type	Part No.	
Beige Wernid	AP (1.5)	<b>1397160000</b>	AP (1.5)	<b>1397160000</b>	AP (1.5)	<b>0359260000</b>	WAP/DK 2.5	<b>1059100000</b>	
Beige PA	AP (1.5)	<b>1397180000</b>	AP (1.5)	<b>1397180000</b>	AP (1.5)	<b>0359280000</b>	AP (1.5)	<b>0359260000</b>	
Blue PA									
Partition (thickness mm)	WTW (3.0)	<b>1058800000</b>	WTW (3.0)	<b>1058800000</b>	WTW (3.0)	<b>1058800000</b>	WTW (3.0)	<b>1058800000</b>	
Beige Wernid	TW (2.0)	<b>0607000000</b>	TW (2.0)	<b>0607000000</b>	TW (2.0)	<b>0607000000</b>	TW (2.0)	<b>0607000000</b>	
HP									
Small Partition	TSch 6	<b>0190260000</b>	TSch 6	<b>0190260000</b>	TSch 4	<b>0363360000</b>	TSch 4	<b>0363360000</b>	
Jumpers	Q 2	<b>0336400000</b>	Q 2	<b>0336400000</b>	Q 2	<b>0336400000</b>	Q 2	<b>0336400000</b>	
	Q 3	<b>0336500000</b>	Q 3	<b>0336500000</b>	Q 3	<b>0336500000</b>	Q 3	<b>0336500000</b>	
	Q 4	<b>0336600000</b>	Q 4	<b>0336600000</b>	Q 4	<b>0336600000</b>	Q 4	<b>0336600000</b>	
	Q 10	<b>0368600000</b>	Q 10	<b>0368600000</b>	Q 10	<b>0368600000</b>	Q 10	<b>0368600000</b>	
	QB 2	<b>0482700000</b>	QB 2	<b>0482700000</b>	QB 2	<b>0482700000</b>	QB 2	<b>0482700000</b>	
	QB 3	<b>0482800000</b>	QB 3	<b>0482800000</b>	QB 3	<b>0482800000</b>	QB 3	<b>0482800000</b>	
	QB 4	<b>0482900000</b>	QB 4	<b>0482900000</b>	QB 4	<b>0482900000</b>	QB 4	<b>0482900000</b>	
	QB 75 bare	<b>0526400000</b>	QB 75 bare	<b>0526400000</b>	QB 75 bare	<b>0526400000</b>	QB 75 bare	<b>0526400000</b>	
Insulation sleeve	IP 75	<b>0526700000</b>	IP 75	<b>0526700000</b>	IP 75	<b>0526700000</b>	IP 75	<b>0526700000</b>	
Switchable Jumper Links	VL 2	<b>0446700000</b>	VL 2	<b>0446700000</b>			VL 2	<b>0446700000</b>	
Connection sleeve	VH 12.2	<b>1056500000</b>	VH 12.2	<b>1056500000</b>			VH 10	<b>0446600000</b>	
Fixing screw	BS	<b>0343100000</b>	BS	<b>0343100000</b>			BS M 2.5 x 14	<b>0266800000</b>	
Test Plugs / Sockets	Test plug						PS 2.3	<b>0180400000</b>	
Socket**							StB 8.5	<b>0215700000</b>	
Cover	Warning label	AD 4	<b>0303400000</b>	AD 4	<b>0303400000</b>	AD 4	<b>0303400000</b>	AD 4	<b>0303400000</b>
Mounting screw	BSK M 2.5 x 18	<b>0303300000</b>	BSK M 2.5 x 18	<b>0303300000</b>	BSK M 2.5 x 18	<b>0303300000</b>	BSK M 2.5 x 18	<b>0303300000</b>	
Dust cover (1 m)	ADP 2	<b>0485300000</b>	ADP 2	<b>0485300000</b>	ADP 2	<b>0485300000</b>	ADP 2	<b>0485300000</b>	
Holding plate	HP 2	<b>0485660000</b>	HP 2	<b>0485660000</b>	HP 2	<b>0485660000</b>	HP 2	<b>0485660000</b>	
Marking Tags	Print								
Note: Part numbers are shown for a single card of pre-printed tags numbered 1-50.	Consecutive horizontal	DEK 5/6	<b>0468660001</b>	DEK 5/6	<b>0468660001</b>	DEK 5/6	<b>0468660001</b>	DEK 5/6	<b>0468660001</b>
	Consecutive vertical	DEK 5/6	<b>0468760001</b>	DEK 5/6	<b>0468760001</b>	DEK 5/6	<b>0468760001</b>	DEK 5/6	<b>0468760001</b>

<sup>‡</sup>See Accessories section for additional information.  
 \*Accepts LS 2.8 shield bar (Part No. 1056400000).  
 \*\*Screws into tapped busbar.