

Feed-through header - MSTBO 2,5/ 4-G1PL GY7035 - 2200325

Please be informed that the data shown in this PDF Document is generated from our Online Catalog. Please find the complete data in the user's documentation. Our General Terms of Use for Downloads are valid (<http://phoenixcontact.com/download>)



PCB headers, number of positions: 4, pitch: 5 mm, color: light gray, contact surface: Tin, pin layout: Linear pinning, Article with lateral pin exit

Your advantages

- Headers and plugs for ME and ME MAX electronics housing
- Plug-in direction orthogonal to the PCB
- 5 mm pitch
- 2 to 4-pos.
- Touch proof



Key Commercial Data

Packing unit	50 pc
GTIN	
GTIN	4046356566315

Technical data

Dimensions

Pitch	5 mm
Dimension a	15 mm
Pin spacing	5.00 mm

General

Range of articles	MSTBO 2,5/..-G1PL
Insulating material group	I
Rated surge voltage (III/3)	4 kV
Rated surge voltage (III/2)	4 kV
Rated surge voltage (II/2)	4 kV
Rated voltage (III/3)	250 V
Rated voltage (III/2)	320 V

Feed-through header - MSTBO 2,5/ 4-G1PL GY7035 - 2200325

Technical data

General

Rated voltage (U/2)	400 V
Connection in acc. with standard	EN-VDE
Nominal current I _N	16 A
Maximum load current	16 A
Insulating material	PA
Flammability rating according to UL 94	V0
Color	light gray
Number of positions	4

Standards and Regulations

Connection in acc. with standard	EN-VDE
	CUL
Flammability rating according to UL 94	V0

Environmental Product Compliance

China RoHS	Environmentally friendly use period: unlimited = EFUP-e
	No hazardous substances above threshold values

Classifications

eCl@ss

eCl@ss 10.0.1	27440402
eCl@ss 4.0	27260700
eCl@ss 4.1	27260700
eCl@ss 5.0	27260700
eCl@ss 5.1	27260700
eCl@ss 6.0	27260700
eCl@ss 7.0	27440402
eCl@ss 8.0	27440402
eCl@ss 9.0	27440402

ETIM

ETIM 2.0	EC001031
ETIM 3.0	EC001031
ETIM 4.0	EC002637
ETIM 5.0	EC002637
ETIM 6.0	EC002637
ETIM 7.0	EC002637

UNSPSC

UNSPSC 6.01	30211801
UNSPSC 7.0901	39121432

Feed-through header - MSTBO 2,5/ 4-G1PL GY7035 - 2200325

Classifications

UNSPSC

UNSPSC 11	34131203
UNSPSC 12.01	39121432
UNSPSC 13.2	39121409
UNSPSC 18.0	39121409
UNSPSC 19.0	39121409
UNSPSC 20.0	39121409
UNSPSC 21.0	39121409

Approvals


Approvals


Approvals


IECEE CB Scheme / VDE Gutachten mit Fertigungsüberwachung / EAC / cULus Recognized

Ex Approvals

Approval details

IECEE CB Scheme		http://www.iecee.org/	DE1-57578
Nominal voltage UN	320 V		
Nominal current IN	16 A		

VDE Gutachten mit Fertigungsüberwachung		http://www2.vde.com/de/Institut/Online-Service/VDE-gepruefteProdukte/Seiten/Online-Suche.aspx	40044868
Nominal voltage UN	320 V		
Nominal current IN	16 A		

EAC		B.01687
-----	---	---------

Feed-through header - MSTBO 2,5/ 4-G1PL GY7035 - 2200325

Approvals

cULus Recognized		http://database.ul.com/cgi-bin/XYV/template/LISEXT/1FRAME/index.htm	E60425-19931012
	B	D	
Nominal voltage UN	300 V	300 V	
Nominal current IN	15 A	10 A	

Accessories

Accessories

Coding element

Coding section - CR MSTBO-G1 - 2199618



Coding section, inserted into the recess in the header or the inverted plug, red insulating material

Filler plug

Accessories - MSTB-BL - 1755477



Keying cap, for forming sections, plugs onto header pin, green insulating material

Flange

Accessories - MSTB-BF - 1759981



Mounting flange, for fixing both ends of the header onto the PCB, green insulating material, with M 2 x 14 screws and nuts.

Necessary add-on products

Feed-through header - MSTBO 2,5/ 4-G1PL GY7035 - 2200325

Accessories

Printed-circuit board connector - MSTBT 2,5 HC/ 4-STP GY7035 - 2200332



PCB connector, nominal current: 16 A, rated voltage (III/2): 320 V, nominal cross section: 2.5 mm², number of positions: 4, pitch: 5 mm, connection method: Screw connection with tension sleeve, color: light gray, contact surface: Tin

Printed-circuit board connector - PSPT 2,5/ 4-ST KMGY - 2202344



PCB connector, nominal current: 16 A, rated voltage (III/2): 300 V, nominal cross section: 2.5 mm², number of positions: 4, pitch: 5 mm, connection method: Push-in spring connection, color: light gray, contact surface: Tin, Color of the spring lever: orange

Phoenix Contact 2020 © - all rights reserved
<http://www.phoenixcontact.com>

PHOENIX CONTACT GmbH & Co. KG
Flachsmarktstr. 8
32825 Blomberg
Germany
Tel. +49 5235 300
Fax +49 5235 3 41200
<http://www.phoenixcontact.com>

Mouser Electronics

Authorized Distributor

Click to View Pricing, Inventory, Delivery & Lifecycle Information:

[Phoenix Contact:](#)

[2200325](#)