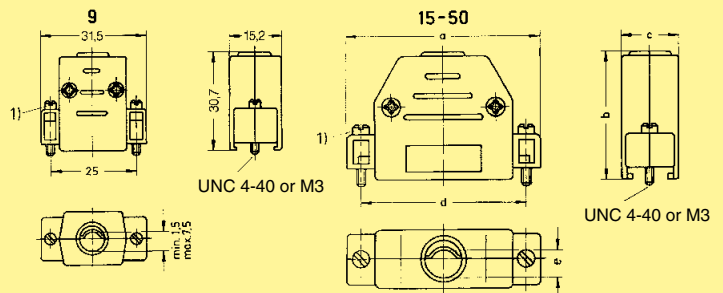




Top entry hoods with knurled or locking screws

Identification No. of contacts Part No. Drawing Dimensions in mm

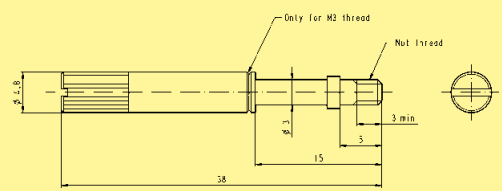
Hood³⁾ Black thermoplastic with short locking screws	9	09 67 009 0442
	15	09 67 015 0442
	25	09 67 025 0442
	37	09 67 037 0442
	50	09 67 050 0442



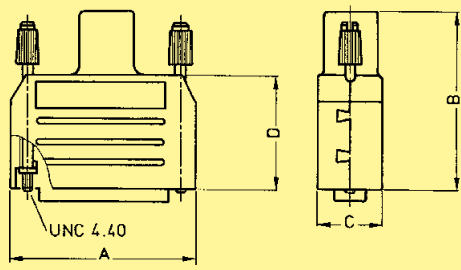
Hood³⁾ Metallized thermoplastic with short locking screws Please insert digit for screw option Thread 4-40 UNC ▶ 4 Thread M3 ▶ 2	9	09 67 009 04 . 3
	15	09 67 015 04 . 3
	25	09 67 025 04 . 3
	37	09 67 037 04 . 3
	50	09 67 050 04 . 3

	a	b	c	d	e	
					min.	max.
15	40.0	34.7	15.2	33.3	3.3	8.5
25	53.2	39.7	15.2	47.0	3.5	11.0
37	70.0	39.7	15.2	63.5	3.5	11.0
50	67.5	39.7	18.2	61.1	9.3	12.0

Knurled screw for metallized hood Thread UNC Thread M3	9-50	09 67 000 9925 ²⁾
	9-50	09 67 000 9930 ²⁾

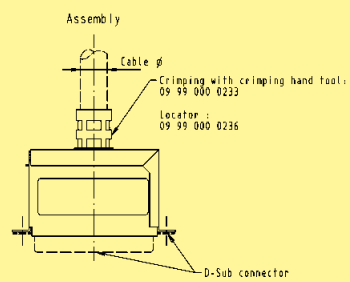


Screened hood Order cover and internal metal screen separately Cover⁴⁾ Black thermoplastic with knurled screws	9	09 67 009 0422
	15	09 67 015 0422
	25	09 67 025 0422
	37	09 67 037 0422



	A	B	C	D
9	35.0	54	19.1	34
15	43.0	54	19.1	34
25	57.5	54	19.1	34
37	74.0	54	19.1	34

Internal metal screen⁴⁾ metallized (Crimp tool see chapter 20)	9	09 67 009 0421
	15	09 67 015 0421
	25	09 67 025 0421
	37	09 67 037 0421



	Cable Ø (mm)	
	min.	max.
9	6.1	8.8
15	6.1	8.8
25	8.0	10.3
37	9.5	11.5

1) Use of knurled screws is possible. Please order separately
 2) Order 2 for each hood
 3) Operating temperature: -20 °C ... +90 °C
 4) Operating temperature: -55 °C ... +110 °C

Mouser Electronics

Authorized Distributor

Click to View Pricing, Inventory, Delivery & Lifecycle Information:

[HARTING:](#)

[09670250422](#) [09670150422](#) [09670370422](#)