

THIS DRAWING IS UNPUBLISHED RELEASED FOR PUBLICATION - ,2018.

© COPYRIGHT - 2017 by TE Connectivity Germany GmbH ALL RIGHTS RESERVED.

REVISIONS

P	LTR	DESCRIPTION	DATE	DWN	APVD
	A2	REVISED PER ECR-19-000980	24JAN2019	SR	JDB

- △ Material:  
 COVER : LCP, black, UL-94-V0  
 HEADER : Black WH-9100, UL-94-V0  
 LEAD FRAME: C5191-HV170-190 °  
 SOLDER PIN PLATING: 7 μm (275 μinch) TIN 1.27 μm (50 μinch) NICKEL OVER ALL
- 2 THE PART IS RECOMMENDED FOR REFLOW SOLDERING PROCESS PEAK  
 SOLDERING: TEMPERATURE MAX. +260 °C/-5 °C, MAX. 30s
- 3 OPERATING TEMPERATURE: T= -40 °C TO +105 °C
- 4 STORAGE TEMPERATURE: T= -40 °C TO +85 °C
- 5 MEET IEEE 802.3u REQUIRMENT
- △ UNLESS OTHERWISE SPECIFIED, SEE TABLE FOR ALL DIMENSIONS TOLERANCES
- 7 PACKAGING: REEL (T+R) ACCORDING TO PACKAGING SPECIFICATION 107-18128

SUGGESTED PCB LAYOUT

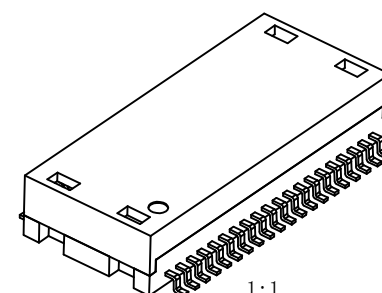
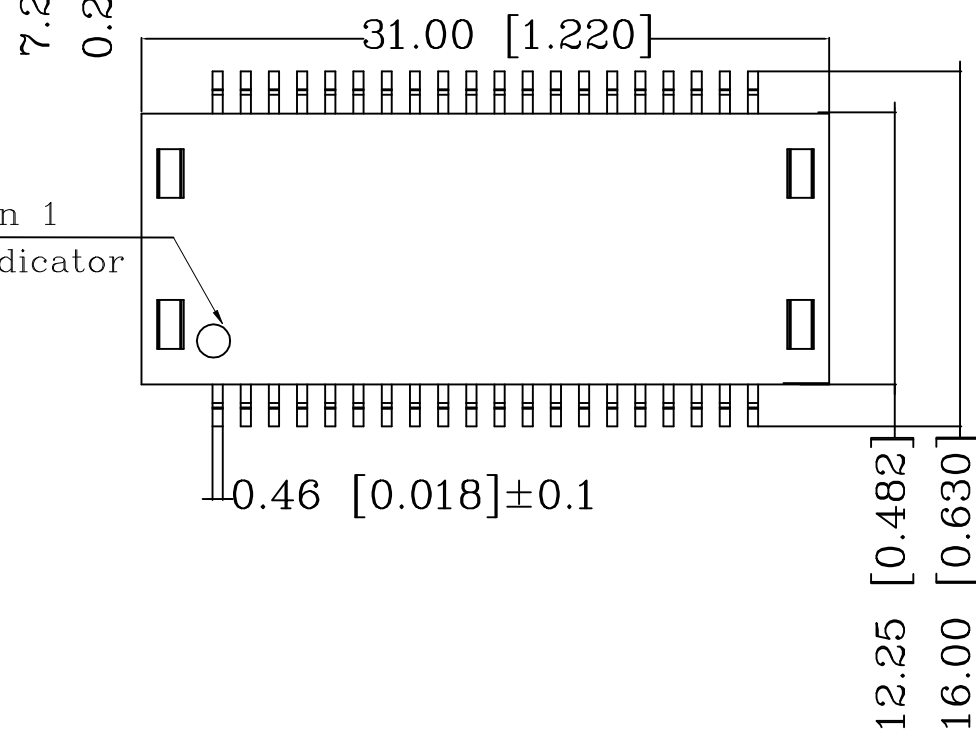
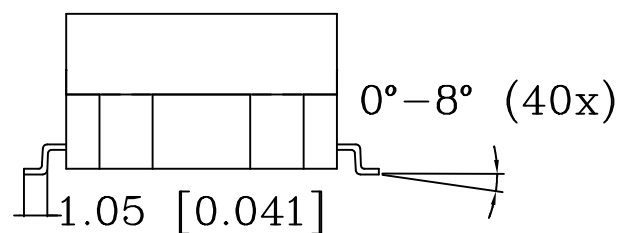

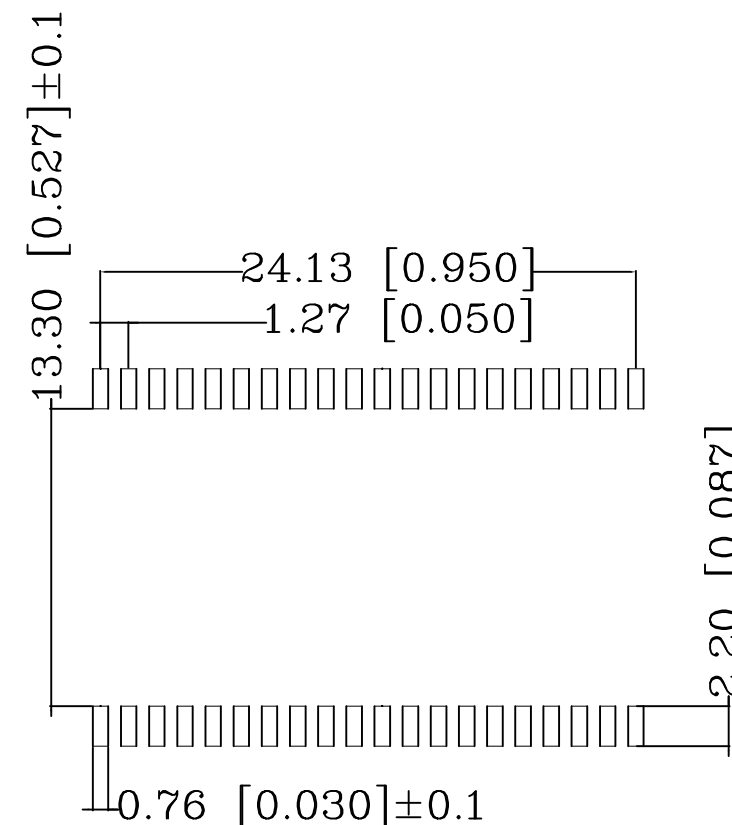


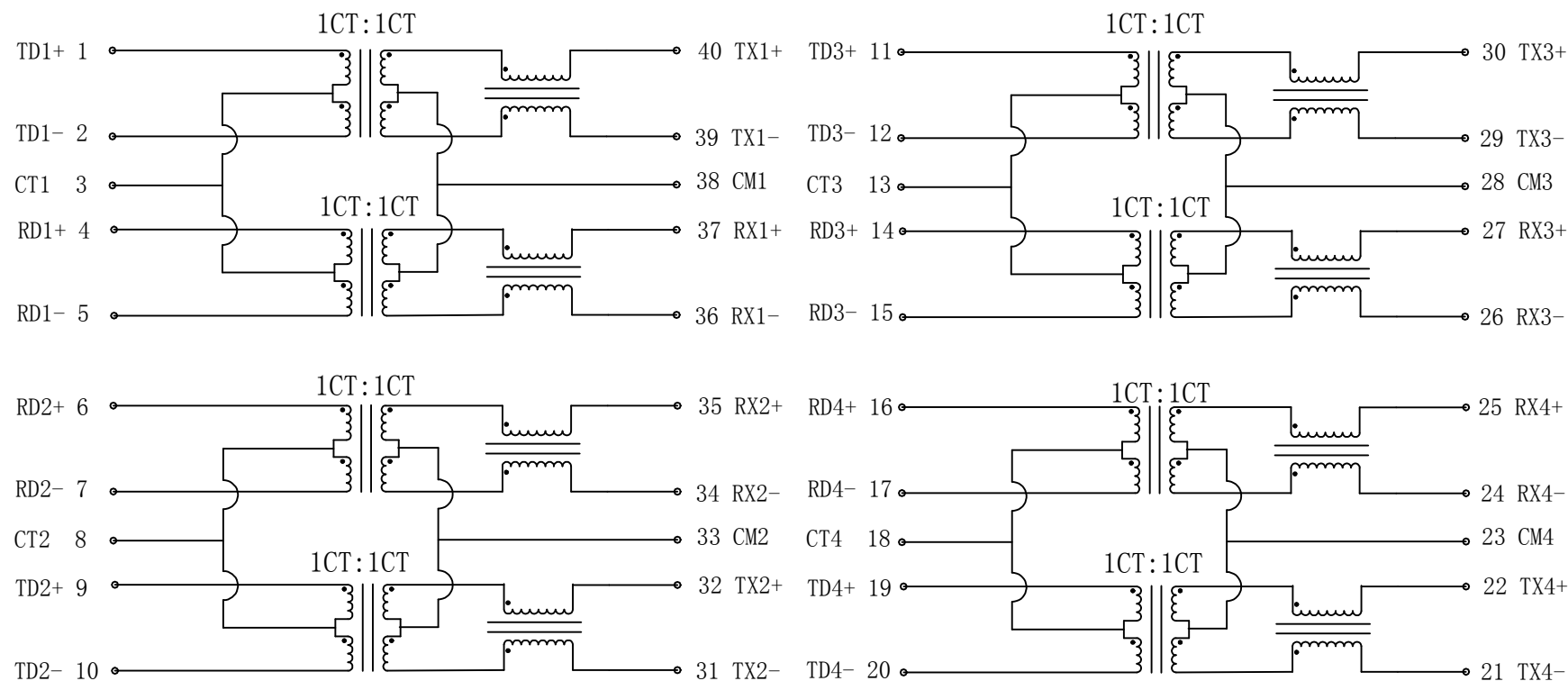
TABLE OF TOLERANCE (mm)	
RANGE	TOLERANCE
0-10	±0.15
>10-40	±0.25
>40-70	±0.30
>70	±0.40

THIS DRAWING IS A CONTROLLED DOCUMENT.		DWN 05JUL2018 GANESH C M	<b>TE</b> TE Connectivity	
DIMENSIONS: mm [INCHES]		CHK 05JUL2018 A.C. NGOUMGANG		
TOLERANCES UNLESS OTHERWISE SPECIFIED:		APVD 05JUL2018 J. DE BRUIJN	NAME DISCR.ETH.MAG. 10/100 QUAD SMT	
0 PLC ± -		PRODUCT SPEC 108-94693	SIZE CAGE CODE DRAWING NO RESTRICTED TO	
1 PLC ± -		APPLICATION SPEC 114-94555	A3 00779 C=2337826-1	
2 PLC ± -		WEIGHT	SCALE 3:1 SHEET 1 of 2 REV A2	
3 PLC ± -		CUSTOMER DRAWING		
4 PLC ± -				
ANGLES ± -				
MATERIAL 1				
FINISH 1				

REVISIONS

P	LTR	DESCRIPTION	DATE	DWN	APVD
-	-	SEE SHEET 1	-	-	-

CIRCUIT DIAGRAM



Electrical Specifications @ 25 °C  
(Unless other specified meet IEEE 802.3 Specification)

Turn Ratio	1CT:1CT ±2%	
Inductance (OCL) @100kHz/0.1V with 8mA DC Bias	350 µH min.	
Insertion Loss	0.1-100MHz	-1 dB max.
	1-30MHz	-18 dB min.
Return Loss (Zout = 100 OHMS)	40MHz	-14.4 dB min.
	50MHz	-13.1 dB min.
	80MHz	-12 dB min.
	100MHz	-10 dB min.
Crosstalk	30MHz	-40 dB min.
	60MHz	-35 dB min.
	100MHz	-30 dB min.
DCMR	30MHz	-40 dB min.
	60MHz	-35 dB min.
	100MHz	-30 dB min.
Isolation Voltage (Input - Output)	1500 Vrms	



CONTROL CODE

DATE CODE

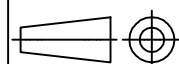
"0213"

YY-YEAR

WW-WEEK

THIS DRAWING IS A CONTROLLED DOCUMENT.

DIMENSIONS:  
mm [INCHES]



MATERIAL

TOLERANCES UNLESS  
OTHERWISE SPECIFIED:

0 PLC	± -	6
1 PLC	± -	
2 PLC	± -	
3 PLC	± -	
4 PLC	± -	
ANGLES	± -	
FINISH	1	

DWN 05JUL2018

CHK GANESH C M 05JUL2018

A.C. NGOUMGANG

APVD J. DE BRUIJN 05JUL2018

PRODUCT SPEC


108-94693

APPLICATION SPEC

114-94555

WEIGHT

CUSTOMER DRAWING



NAME DISCR.ETH.MAG. 10/100 QUAD SMT

SIZE	CAGE CODE	DRAWING NO	RESTRICTED TO
A3	00779	2337826-1	-

SCALE 3:1 SHEET 2 of 2 REV A2

# Mouser Electronics

Authorized Distributor

Click to View Pricing, Inventory, Delivery & Lifecycle Information:

[TE Connectivity:](#)

[2337826-1](#)