

REVISIONS

P	LTR	DESCRIPTION	DATE	DWN	APVD
	A2	REVISED PER ECR-19-000980	24JAN2019	SR	JDB

△ Material:  
 COVER : LCP, black, UL-94-V0  
 HEADER : Black WH-9100, UL-94-V0  
 LEAD FRAME: C5191-HV170-190 °  
 SOLDER PIN PLATING: 7 μm (275 μinch) TIN 1.27 μm (50 μinch) NICKEL OVER ALL

- 2 THE PART IS RECOMMENDED FOR REFLOW SOLDERING PROCESS PEAK  
 SOLDERING: TEMPERATURE MAX. +260 °C/-5 °C, MAX. 30s
- 3 OPERATING TEMPERATURE: T= -40 °C TO +105 °C
- 4 STORAGE TEMPERATURE: T= -40 °C TO +85 °C
- 5 DC CURRENT/VOLTAGE RATING-PSE PINS: 720mA @57V(CONTINUOUS)
- 6 MEET IEEE 802.3at REQUIRMENT
- △ UNLESS OTHERWISE SPECIFIED, SEE TABLE FOR ALL DIMENSIONS TOLERANCES
- 8 PACKAGING: REEL (T+R) ACCORDING TO PACKAGING SPECIFICATION 107-18128

SUGGESTED PCB LAYOUT

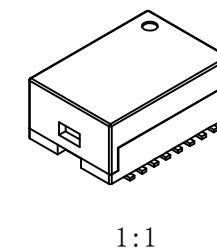
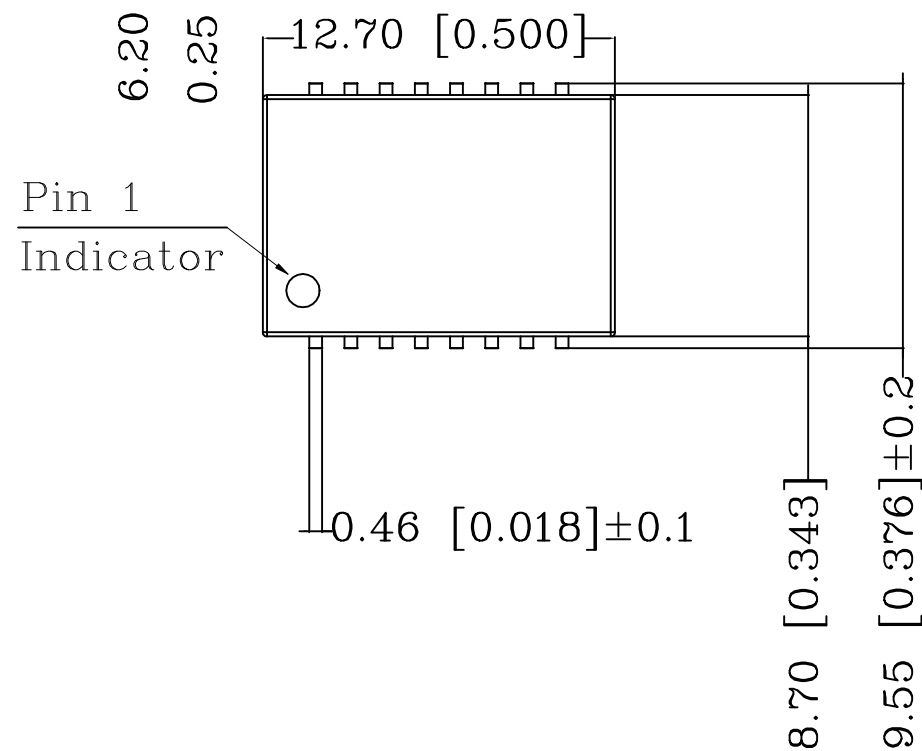
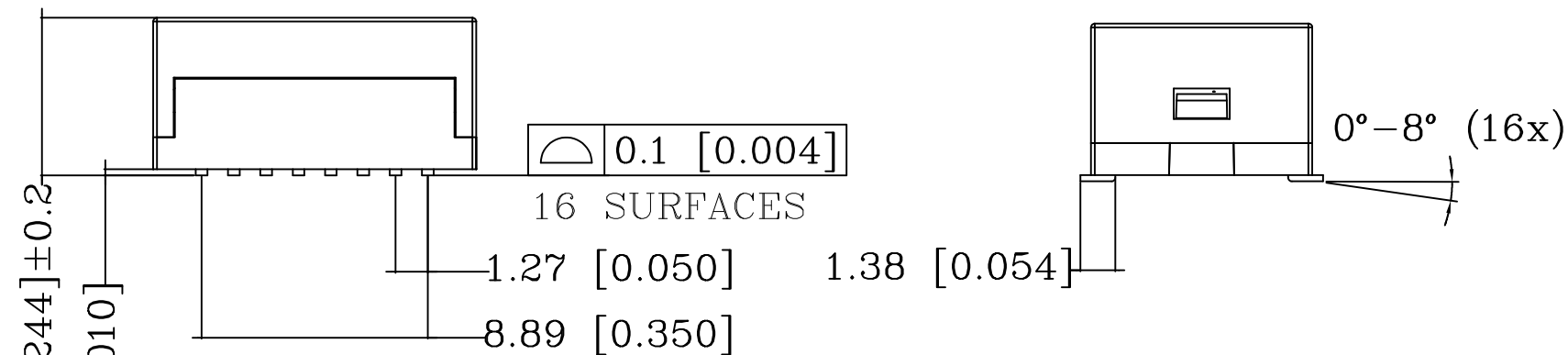
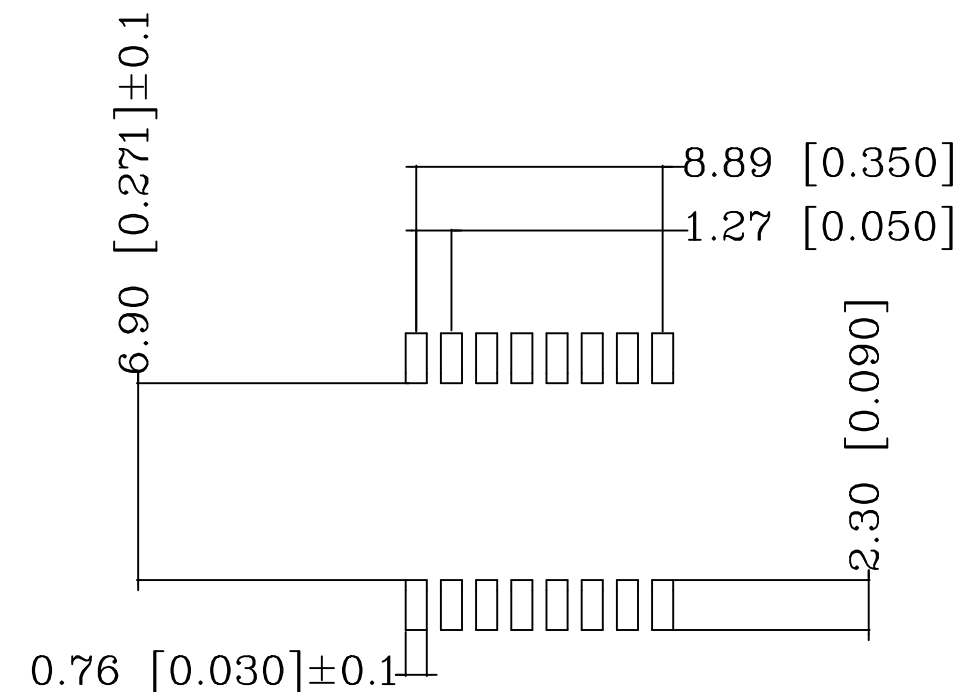


TABLE OF TOLERANCE (mm)	
RANGE	TOLERANCE
0-10	±0.15
>10-40	±0.25
>40-70	±0.30
>70	±0.40

THIS DRAWING IS A CONTROLLED DOCUMENT.		DWN 05JUL2018 GANESH C M	<b>TE</b> TE Connectivity		
DIMENSIONS: mm [INCHES]		CHK 05JUL2018 A.C. NGOUMGANG			
TOLERANCES UNLESS OTHERWISE SPECIFIED:		APVD 05JUL2018 J. DE BRUIJN	NAME DISCR.ETH.MAG. POE 10/100 SINGLE SMT		
0 PLC ± - 1 PLC ± - 2 PLC ± - 3 PLC ± - 4 PLC ± - ANGLES ± -		PRODUCT SPEC 108-94693	SIZE A3	CAGE CODE 00779	DRAWING NO C=2337822-4
MATERIAL 1		FINISH 1	RESTRICTED TO -		
CUSTOMER DRAWING			SCALE 5:1	SHEET 1 of 2	REV A2

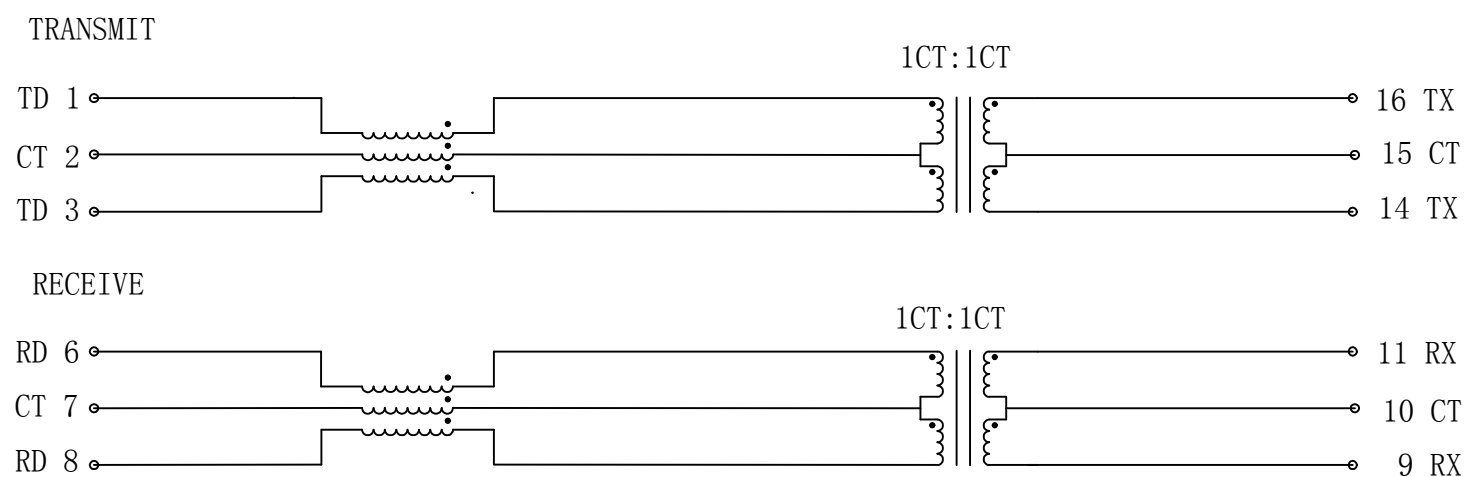
THIS DRAWING IS UNPUBLISHED RELEASED FOR PUBLICATION - ,2018.

© COPYRIGHT - 2017 by TE Connectivity Germany GmbH ALL RIGHTS RESERVED.

REVISIONS

P	LTR	DESCRIPTION	DATE	DWN	APVD
-	-	SEE SHEET 1	-	-	-

CIRCUIT DIAGRAM



Electrical Specifications @ 25 °C (Unless other specified meet IEEE 802.3 Specification)		
Turn Ratio	1CT:1CT ±2%	
Inductance (OCL) @100kHz/0.1V with 8mA DC Bias	350 µH min.	
Insertion Loss	0.1-100MHz	-1 dB max.
	1-30MHz	-18 dB min.
Return Loss (Zout = 100 OHMS)	40MHz	-14.4 dB min.
	50MHz	-13.1 dB min.
	80MHz	-12 dB min.
Crosstalk	30MHz	-40 dB min.
	60MHz	-35 dB min.
	100MHz	-30 dB min.
DCMR	30MHz	-40 dB min.
	60MHz	-35 dB min.
	100MHz	-30 dB min.
Isolation Voltage (Input - Output)	1500 Vrms	



CONTROL CODE  
DATE CODE  
"0213"  
YY-YEAR  
WW-WEEK

THIS DRAWING IS A CONTROLLED DOCUMENT.		DWN 05JUL2018 GANESH C M	TE Connectivity	
DIMENSIONS: mm [INCHES]		CHK 05JUL2018 A.C. NGOUMGANG		
TOLERANCES UNLESS OTHERWISE SPECIFIED:		APVD 05JUL2018 J. DE BRUIJN	NAME DISCR.ETH.MAG. POE 10/100 SINGLE SMT	
0 PLC ± - 1 PLC ± - 2 PLC ± - 3 PLC ± - 4 PLC ± - ANGLES ± -		PRODUCT SPEC 108-94693	SIZE A3	
MATERIAL		APPLICATION SPEC 114-94555	CAGE CODE 00779	DRAWING NO C=2337822-4
FINISH		WEIGHT	RESTRICTED TO	
CUSTOMER DRAWING		SCALE 3:1	SHEET 2 of 2	
				REV A2

# Mouser Electronics

Authorized Distributor

Click to View Pricing, Inventory, Delivery & Lifecycle Information:

[TE Connectivity:](#)

[2337822-4](#)