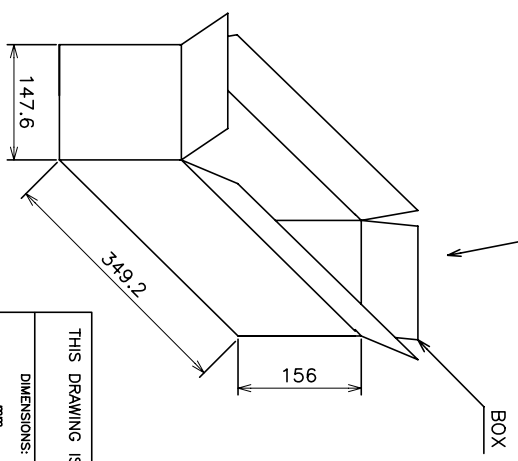
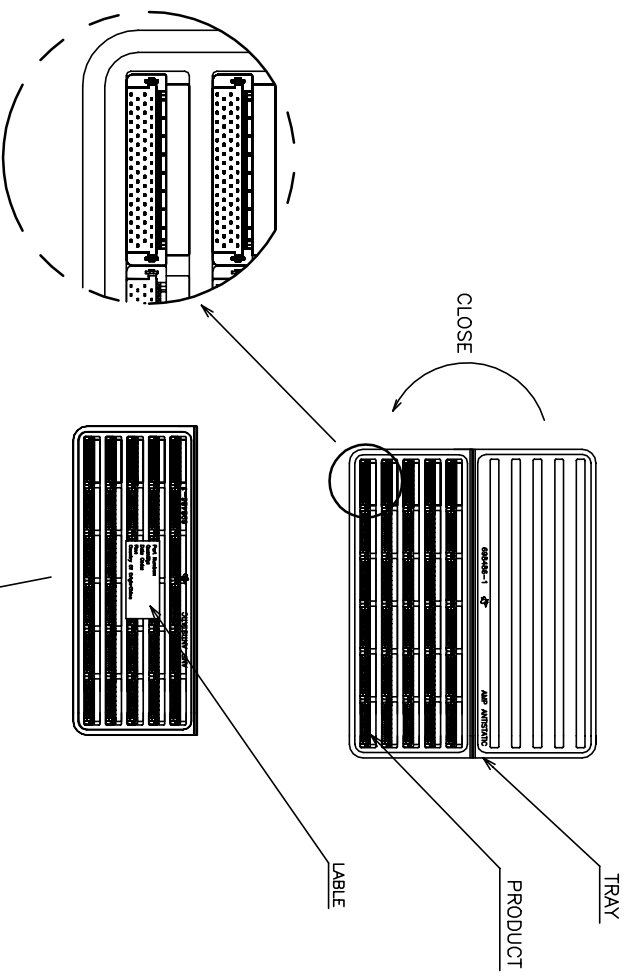


P	LTR	DESCRIPTION	DATE	DMN	APVD
-	-	SEE SHEET 1	-	-	-



POS.	QTY/ TRAY	TRAY/ BOX	QTY/ BOX	N/W (KG)	G/W (KG)	PART NUMBER
40	45	10	450	1.71	2.66	5-1734099-4
						6-1734099-8
						3-1734099-8
						1-1734099-8
160	10	10	100	1.18	2.13	5-1734099-6
						3-1734099-6
						1-1734099-6
120	15	10	150	1.20	2.15	3-1734099-2
						1-1734099-2
68	30	10	300	1.69	2.64	4-1734099-7
						2-1734099-7
						1734099-7
60	30	10	300	1.53	2.48	4-1734099-6
						2-1734099-6
						1734099-6
50	35	10	350	1.58	2.56	4-1734099-5
						2-1734099-5
						1734099-5
40	45	10	450	1.71	2.66	4-1734099-4
						2-1734099-4
						1734099-4

THIS DRAWING IS A CONTROLLED DOCUMENT.

STE TE Connectivity

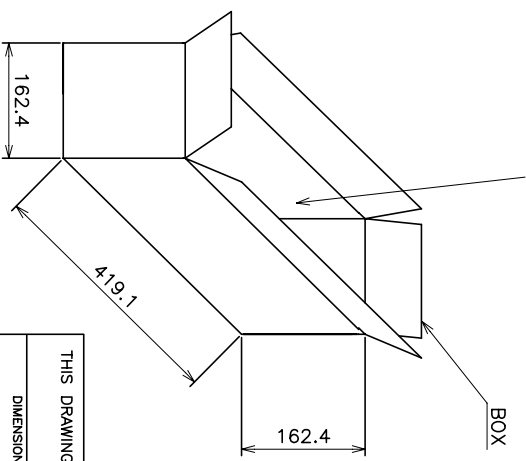
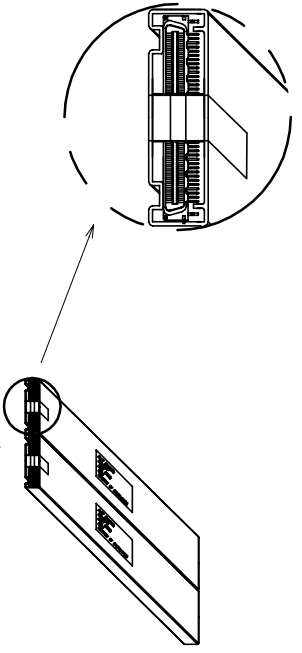
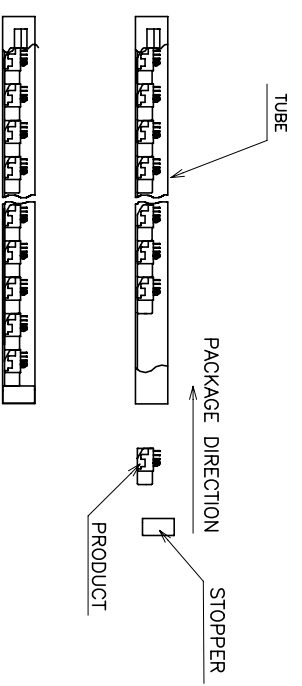
PLUG ASSEMBLY, R/A,
BTB, CHAMP .050, SERIES I

DMN	CHK	APVD	PRODUCT SPEC	APPLICATION SPEC	WEIGHT
-	-	-	-	-	-

SIZE	QAGE CODE	DRAWING NO	RESTRICTED TO
A3	00779	1734099	-

CUSTOMER DRAWING


REVISIONS					
P	LTR	DESCRIPTION	DATE	DMN	APVD
-	-	SEE SHEET 1	-	-	-



POS.	QTY/ TUBE	TUBE/ BOX	QTY/ BOX	N/W (KG)	G/W (KG)	PART NUMBER
100	21	16	336	2.60	3.44	5-1734099-0 3-1734099-0 1-1734099-0
80	21	16	336	2.15	3.00	4-1734099-8 2-1734099-8 1734099-8

THIS DRAWING IS A CONTROLLED DOCUMENT.

DIMENSIONS:	TOLERANCES UNLESS OTHERWISE SPECIFIED:
mm	
0 P/C	±
1 P/C	±
2 P/C	±
3 P/C	±
4 P/C	±
ANGLES	±
FINISH	±



DMN	CHK	APVD	PRODUCT SPEC	APPLICATION SPEC	WEIGHT
-	-	-	-	-	-

STE TE Connectivity

PLUG ASSEMBLY, R/A,
BTB, CHAMP .050, SERIES I

NAME: _____
 SIZE: A3
 CAGE CODE: 00779
 DRAWING NO: 1734099
 RESTRICTED FOR: _____

CUSTOMER DRAWING

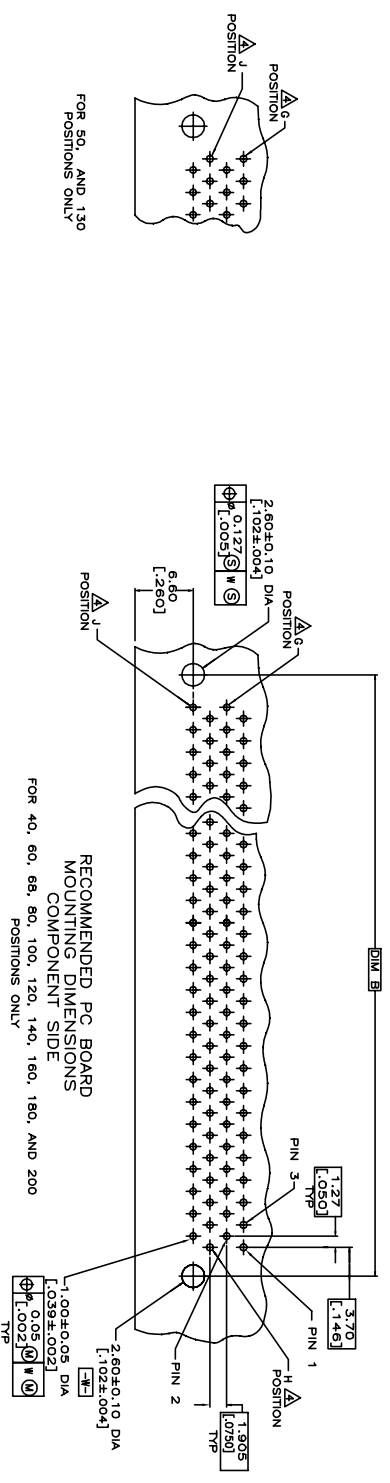
SCALE: _____ SHEET: 4 OF 5 REV: H1

THIS DRAWING IS UNPUBLISHED.
COPYRIGHT - By - ALL RIGHTS RESERVED.

RELEASED FOR PUBLICATION
ALL RIGHTS RESERVED.

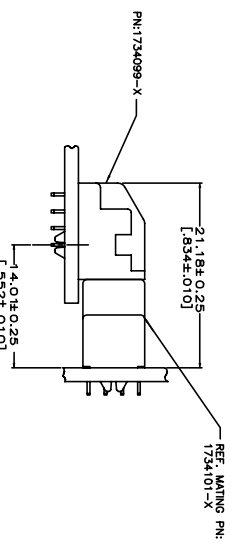
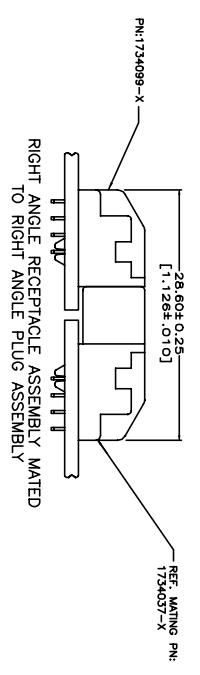
REVISIONS

P	LTR	DESCRIPTION	DATE	DMN	APVD
-	-	SEE SHEET 1	-	-	-



FOR 40, 60, 68, 80, 100, 120, 140, 160, 180, AND 200
POSITIONS ONLY

RECOMMENDED PC BOARD
MOUNTING DIMENSIONS
COMPONENT SIDE



RIGHT ANGLE RECEPTACLE ASSEMBLY MATED
TO VERTICAL PLUG ASSEMBLY

THIS DRAWING IS A CONTROLLED DOCUMENT.

DIM	CHK	DMN
-	-	-

DIMENSIONS:	TOLERANCES UNLESS OTHERWISE SPECIFIED:
mm	±
0 P/C	±
1 P/C	±
2 P/C	±
3 P/C	±
4 P/C	±
ANGLES	±

APVD	PRODUCT SPEC	APPLICATION SPEC	WEIGHT
-	-	-	-

STE TE Connectivity

PLUG ASSEMBLY, R/A,
BTB, CHAMP .050, SERIES I

NAME	SIZE	CAGE CODE	DRAWING NO	RESTRICTED
A3	00779	1734099	-	NO

SCALE	SHEET	REV
-	3 of 5	H1

Mouser Electronics

Authorized Distributor

Click to View Pricing, Inventory, Delivery & Lifecycle Information:

[TE Connectivity:](#)

[1-1734099-0](#)